



# UCI BMX Supercross WC 2012

Round 2

Randaberg (NOR)  
13 - 14 April 2012



## OFFICIAL RESULTS BOOK

**Randaberg, Norway**

13-14 April 2012 **date**

Randaberg Arena **venue**

Length: 320 meter

EliteTrax Inc. **track design**

1049ft **track length**



Designed by **AGS**  
AHLGREN GRAPHICS SWEDEN  
www.AhlgrenGraphics.com

Track layout may be subject to change

Copyright © 2012 ELITETRAX INC. All rights reserved



## BMX Supercross WC 2012 - Randaberg (NOR)

### Number of Entries by NOC

A **CORRECTED** 2  
12 APR 15:59

NOC	Elite Men	Elite Women	Total Riders
ARG - Argentina	3	3	6
AUS - Australia	5	4	9
BEL - Belgium	1	1	2
BRA - Brazil	5	4	9
CAN - Canada	4		4
CHI - Chile	1		1
COL - Colombia	5		5
CZE - Czech Republic	1	3	4
DEN - Denmark	4		4
ECU - Ecuador	3		3
ESP - Spain	2		2
FRA - France	14	8	22
GBR - Great Britain	6	2	8
GER - Germany	4		4
ITA - Italy	6		6
JPN - Japan	1		1
LAT - Latvia	3		3
LTU - Lithuania		1	1
NED - Netherlands	12	4	16
NOR - Norway	7		7
NZL - New Zealand	3	1	4
PUR - Puerto Rico		1	1
RSA - South Africa	1	1	2
RUS - Russian Federation	5	2	7
SUI - Switzerland	7	1	8
SWE - Sweden	2		2
USA - United States of America	17	6	23
VEN - Venezuela		1	1
<b>Total:</b>	<b>122</b>	<b>43</b>	<b>165</b>
<b>Number of NOCs:</b>	<b>25</b>	<b>16</b>	<b>28</b>

BIB 91 van HOOFF Elke (BEL), BIB 469 HERNANDEZ Stefany (VEN) and BIB 134 DUBOIS Arnaud (BEL) - change of number of participants

## BMX Supercross WC 2012 - Randaberg (NOR)

Elite Women



### Entry List by Event

A **CORRECTED** 2  
12 APR 15:57

NOC	Bike Number	Name	UCI Ranking	UCI Code	Date of Birth
ARG - Argentina	P 446	DIAZ Gabriela Maria	10	ARG19810102	2 JAN 1981
	127	DIAZ Mariana	16	ARG19920920	20 SEP 1992
	115	SORIANO Florencia Ayelen	33	ARG19930411	11 APR 1993
AUS - Australia	P 68	BUCHANAN Caroline	3	AUS19901024	24 OCT 1990
	P 55	CALLISTO Nicole	29	AUS19871112	12 NOV 1987
	P 555	McLEOD Melinda	5	AUS19930212	12 FEB 1993
	P 21	REYNOLDS Lauren	4	AUS19910625	25 JUN 1991
BEL - Belgium	P 91	van HOOFF Elke	54	BEL19911216	16 DEC 1991
BRA - Brazil	103	CHAVES MOROSINI Thaynara°	5	BRA19950106	6 JAN 1995
	109	QUINALHA Bianca	17	BRA19931003	3 OCT 1993
	118	STEIN Squel	36	BRA19910709	9 JUL 1991
	119	STEVUX CARNAVAL Priscila	20	BRA19931202	2 DEC 1993
CZE - Czech Republic	P 52	HLADIKOVA Aneta	18	CZE19840830	30 AUG 1984
	P 83	HORAKOVA Jana	11	CZE19830904	4 SEP 1983
	P 27	LABOUNKOVA Romana	44	CZE19890427	27 APR 1989
FRA - France	P 57	AILLOUD Eva	32	FRA19900625	25 JUN 1990
	102	BRUNEL Floriane°	33	FRA19941123	23 NOV 1994
	P 95	COTTEREAU Blandine	50	FRA19860515	15 MAY 1986
	P 86	le CORGUILLE Audrey	92	FRA19860729W	29 JUL 1986
	P 22	le CORGUILLE Laetitia	22	FRA19860729	29 JUL 1986
	P 477	le ROUX Enora	82	FRA19930210	10 FEB 1993
	3	POTTIER Magalie	2	FRA19890316	16 MAR 1989
P 971	VALENTINO Manon	23	FRA19900825	25 AUG 1990	
GBR - Great Britain	P 12	READE Shanaze	19	GBR19880923	23 SEP 1988
	P 38	TAYLOR Abbie	53	GBR19930903	3 SEP 1993
LTU - Lithuania	6	RIMSAITE Vilma	13	LTU19830224	24 FEB 1983
NED - Netherlands	P 41	HEREIJGERS Maartje	21	NED19920221	21 FEB 1992
	P 66	KLAUS Lieke	30	NED19891028	28 OCT 1989
	110	SMULDERS Laura	12	NED19931209	9 DEC 1993
	P 75	van BENTHEM Merle	24	NED19921207	7 DEC 1992
NZL - New Zealand	P 96	WALKER Sarah	14	NZL19880710	10 JUL 1988
PUR - Puerto Rico	128	DANIELS Dominique	9	PUR19921128	28 NOV 1992
RSA - South Africa	P 171	O'KEEFFE Teagan	27	RSA19921110	10 NOV 1992
RUS - Russian Federation	125	BESKHMELNOVA Marina	84	RUS19880626	26 JUN 1988
	120	SUVOROVA Natalia°	22	RUS19950822	22 AUG 1995
SUI - Switzerland	P 42	FAEHNDRICH Jenny	91	SUI19890425	25 APR 1989
USA - United States of America	P 39	CARR Amanda	15	USA19900624	24 JUN 1990
	P 32	CRAIN Brooke	1	USA19930429	29 APR 1993



# BMX Supercross WC 2012 - Randaberg (NOR)

Elite Women



## Entry List by Event


A **CORRECTED** 2  
12 APR 15:57

NOC	Bike Number	Name	UCI Ranking	UCI Code	Date of Birth
USA - United States of America	P 31	GEVING Amanda	7	USA19890208	8 FEB 1989
	P 15	MARTIN Arielle	8	USA19850730	30 JUL 1985
	P 11	POST Alise	26	USA19910117W	17 JAN 1991
	116	STACY Shelby°	2	USA19940323	23 MAR 1994
VEN - Venezuela	P 469	HERNANDEZ Stefany	27	VEN19910615	15 JUN 1991

### NOTES

All data shown is provisional until the Delegation Registration Meeting, ° = Junior, P = Permanent Number

**BIB 91 van HOOFF Eike (BEL) BIB 469 HERNANDEZ Stefany (VEN) added - change of starting order**

Timing and Results by  SWISS TIMING

[www.bmxnorway.com](http://www.bmxnorway.com)

[www.bmx-results.com](http://www.bmx-results.com)

CBW000\_32C 3.1

Report Created THU 12 APR 2012 15:57

Page 2 / 2



## BMX Supercross WC 2012 - Randaberg (NOR)

Elite Men



### Entry List by Event

A **CORRECTED** 2  
12 APR 15:56

NOC	Bike Number	Name	UCI Ranking	UCI Code	Date of Birth
ARG - Argentina	230	BUSTOS Lucas Alfredo	199	ARG19930427	27 APR 1993
	P 322	PIZARRO Ernesto	40	ARG19910412	12 APR 1991
	231	VILLEGAS Federico °	8	ARG19940713	13 JUL 1994
AUS - Australia	P 457	CALLAN Joshua	25	AUS19910408	8 APR 1991
	P 144	DEAN Anthony	32	AUS19910422	22 APR 1991
	5	KIRKHAM Brian	6	AUS19860101	1 JAN 1986
	P 91	WILLOUGHBY Sam	2	AUS19910815	15 AUG 1991
	P 97	YOUNG Khalen	16	AUS19841120	20 NOV 1984
BEL - Belgium	134	DUBOIS Arnaud	74	BEL19860502	2 MAY 1986
BRA - Brazil	232	BORBA Sidney Serafim	164	BRA19821013	13 OCT 1982
	157	MARTINS FERREIRA Igor	89	BRA19930515	15 MAY 1993
	183	OSTETI Hugo	125	BRA19931025	25 OCT 1993
	197	REZENDE Renato	14	BRA19910228	28 FEB 1991
	235	VIANELLO Murilo		BRA19900202	2 FEB 1990
CAN - Canada	P 195	McCORMACK Connor	164	CAN19930108	8 JAN 1993
	P 49	NYHAUG Tory	13	CAN19920417	17 APR 1992
	P 112	PARTRIDGE Mischa	179	CAN19880621	21 JUN 1988
	204	SIPKOI Derek		CAN19860908	8 SEP 1986
CHI - Chile	P 229	AGUIRRE Elias	179	CHI19920329	29 MAR 1992
COL - Colombia	P 114	CASTRO HERRERA Augusto	35	COL19861219	19 DEC 1986
	P 60	DIAZ MONTANA Jose Luis	22	COL19870521	21 MAY 1987
	P 717	JIMENEZ CAICEDO Andres Eduardo	18	COL19860827	27 AUG 1986
	6	OQUENDO ZABALA Carlos Mario	17	COL19871116	16 NOV 1987
	194	RAMIREZ YEPEZ Carlos Alberto °	5	COL19940312	12 MAR 1994
CZE - Czech Republic	P 12	PROKOP Michal	76	CZE19810401	1 APR 1981
DEN - Denmark	P 191	ANDREASEN Klaus Bøgh		DEN19870710	10 JUL 1987
	P 104	KALTOFT Mike		DEN19900606	6 JUN 1990
	P 308	LAUSTSEN Niclas		DEN19920830	30 AUG 1992
	P 102	THERKILDSEN Morten	52	DEN19830924	24 SEP 1983
ECU - Ecuador	233	CAMPO Alfredo	73	ECU19930302	2 MAR 1993
	P 126	ENDARA MADERA Fausto Andres	70	ECU19890604	4 JUN 1989
	P 50	FALLA BUCHELY Emilio Andres	55	ECU19860612	12 JUN 1986
ESP - Spain	P 152	GALAN CARRASCO Pablo	83	ESP19861124	24 NOV 1986
	149	KILLIAN PATRICOLO Marc	237	ESP19890410	10 APR 1989
FRA - France	P 609	BACHELARD Benjamin		FRA19920708	8 JUL 1992
	P 14	CALEYRON Quentin	59	FRA19880130	30 JAN 1988
	1	DAUDET Joris	8	FRA19910212	12 FEB 1991
	139	DUCHENE Simon	37	FRA19880511	11 MAY 1988
	142	FRANCOIS Mathieu		FRA19910827	27 AUG 1991
	P 169	GODET Julien		FRA19890926	26 SEP 1989
	P 115	GOUX Lilian	102	FRA19890515	15 MAY 1989



## BMX Supercross WC 2012 - Randaberg (NOR)

Elite Men



### Entry List by Event

A CORRECTED 2  
12 APR 15:56

NOC	Bike Number	Name	UCI Ranking	UCI Code	Date of Birth
FRA - France	P 972	HAMON Thomas	34	FRA19860319	19 MAR 1986
	P 331	MANTION Rémi		FRA19910315	15 MAR 1991
	P 96	MARTINEZ Lorin	192	FRA19920116	16 JAN 1992
	8	MOO CAILLE Moana	21	FRA19880813	13 AUG 1988
	P 120	PELLUARD Vincent	42	FRA19900503	31 MAY 1990
	P 818	PERRIER Julian	147	FRA19880504	4 MAY 1988
	207	TEULLET Denis	140	FRA19920105	5 JAN 1992
GBR - Great Britain	P 211	EVANS Kyle	79	GBR19930926	26 SEP 1993
	P 489	HILL Grant	189	GBR19930110	10 JAN 1993
	156	MANATON Curtis		GBR19931102	2 NOV 1993
	159	McBRIDE Dan		GBR19930818	18 AUG 1993
	P 65	PHILLIPS Liam	79	GBR19890311	11 MAR 1989
	P 696	WHYTE Tre	230	GBR19931020	20 OCT 1993
GER - Germany	P 689	BAIER Maik	47	GER19890620	20 JUN 1989
	P 572	BRETHAUER Luis	20	GER19920914	14 SEP 1992
	P 787	LINDENMEYER Thorsten	144	GER19871217	17 DEC 1987
	201	SCHMIDT Julian°	1	GER19941210	10 DEC 1994
ITA - Italy	P 133	CRISTOFOLI Roberto	85	ITA19900129	29 JAN 1990
	P 28	de VECCHI Manuel	39	ITA19801008	8 OCT 1980
	P 117	FANTONI Giacomo		ITA19910318	18 MAR 1991
	P 74	FURLAN Mattia		ITA19930506	6 MAY 1993
	P 421	RICCARDI Romain	52	ITA19880726	26 JUL 1988
	214	VIRDIS Luca		ITA19930601	1 JUN 1993
JPN - Japan	P 38	MATSUSHITA Tatsumi	115	JPN19910924	24 SEP 1991
LAT - Latvia	P 71	LEJINS Kristers	49	LAT19920829	29 AUG 1992
	P 41	MANKUS Toms	47	LAT19890317	17 MAR 1989
	P 84	VEIDE Rihards	28	LAT19911101	1 NOV 1991
NED - Netherlands	P 40	BISSELING Sander	237	NED19851109	9 NOV 1985
	P 77	de WILDE Robert	46	NED19770430	30 APR 1977
	P 921	HARMSSEN Joris		NED19921126	26 NOV 1992
	P 92	JASPERS Martijn	36	NED19870211	11 FEB 1987
	155	LINK Mark°	59	NED19950227	27 FEB 1995
	189	PETERS Jasper°	119	NED19940224	24 FEB 1994
	P 15	SCHERPEN Martijn	77	NED19880429	29 APR 1988
	198	SCHIPPERS Jordi°	95	NED19950322	22 MAR 1995
	P 161	van de WETERING Glenn	102	NED19910206	6 FEB 1991
	P 121	van der BIEZEN Raymon	5	NED19870114	14 JAN 1987
	P 666	van der PUTTEN Ivo	58	NED19860826	26 AUG 1986
P 148	van GENDT Twan	23	NED19920609	9 JUN 1992	
NOR - Norway	P 20	AGUILUZ Andre Fossa	87	NOR19910526	26 MAY 1991
	145	HELLEVIK Martin		NOR19921201	1 DEC 1992
	147	JOSDAL Andre		NOR19930108	8 JAN 1993
	P 32	KARTFJORD Sebastian	63	NOR19870806	6 AUG 1987
	173	NILSEN Per Erik		NOR19920429	29 APR 1992
	176	NILSSEN Simon		NOR19920916	16 SEP 1992



## BMX Supercross WC 2012 - Randaberg (NOR)

Elite Men



### Entry List by Event


A **CORRECTED** 2  
12 APR 15:56

NOC	Bike Number	Name	UCI Ranking	UCI Code	Date of Birth
NOR - Norway	179	OLSEN Fredrik		NOR19931107	7 NOV 1993
NZL - New Zealand	P 167	JAMES Kurt	91	NZL19910712	12 JUL 1991
	P 154	PICKARD Kurt	24	NZL19910314	14 MAR 1991
	P 777	WILLERS Marc	3	NZL19850911	11 SEP 1985
RSA - South Africa	P 105	NHLAPO Sifiso	138	RSA19870513	13 MAY 1987
RUS - Russian Federation	129	DEMKIN Sergey	207	RUS19890309	9 MAR 1989
	150	KLESHCHENKO Evgeny	147	RUS19920116	16 JAN 1992
	162	MELESHIN Vitaly		RUS19910428	28 APR 1991
	192	PIMKIN Vladislav		RUS19930106	6 JAN 1993
	206	STAROVOYTOV Maksim		RUS19930502	2 MAY 1993
SUI - Switzerland	P 373	BLANC Renaud	72	SUI19910103	3 JAN 1991
	P 125	DEMONT Jonathan	106	SUI19921003	3 OCT 1992
	P 48	GRAF David	56	SUI19890908	8 SEP 1989
	P 43	LAPRAZ Yvan		SUI19890809	9 AUG 1989
	P 13	RINDERKNECHT Roger	94	SUI19810504	4 MAY 1981
	P 246	SOPPELSA Dino		SUI19930731	31 JUL 1993
	P 925	TANNIGER Romain		SUI19930928	28 SEP 1993
SWE - Sweden	P 166	FRANSSON Johan		SWE19840511	11 MAY 1980
	143	GUSTAFSSON Filip		SWE19910609	9 JUN 1991
USA - United States of America	P 86	ANTHONY Alex	44	USA19910503	3 MAY 1991
	P 75	BRADFORD Joey	43	USA19891010	10 OCT 1989
	P 316	BROWN Tyler	51	USA19850522	22 MAY 1985
	P 376	COOK Kory	44	USA19891012	12 OCT 1989
	P 365	DAY Mike	27	USA19841009	9 OCT 1984
	P 954	FAORO Tyler	30	USA19890527	27 MAY 1989
	7	FIELDS Connor	1	USA19920914	14 SEP 1992
	P 101	HARRIS Bubba	56	USA19850807	7 AUG 1985
	P 80	HERMAN David	7	USA19880509	9 MAY 1988
	P 64	LONG Nicholas	12	USA19891006	6 OCT 1989
	P 61	MEYERS Josh	31	USA19880710	10 JUL 1988
	P 95	NOBLES Barry	11	USA19861202	2 DEC 1986
	P 34	POPE Weston	37	USA19880121	21 JAN 1988
	P 99	REID Corey	65	USA19880301	1 MAR 1988
	P 10	ROBINSON Donny	26	USA19830617	17 JUN 1983
P 98	ROGERS Jason	41	USA19851118	18 NOV 1985	
P 24	SHARRAH Corben	61	USA19920420	20 APR 1992	

#### NOTES

All data shown is provisional until the Delegation Registration Meeting, ° = Junior, P = Permanent Number

**BIB 134 DUBOIS Arnaud (BEL) added - change of starting order**

Timing and Results by  SWISS TIMING

[www.bmxnorway.com](http://www.bmxnorway.com)

[www.bmx-results.com](http://www.bmx-results.com)

CBM000\_32C 3.1

Report Created THU 12 APR 2012 15:56

Page 3 / 3





## BMX Supercross WC 2012 - Randaberg (NOR)

Randaberg-Arena  
FRI 13 APR 2012  
15:00

Elite Women  
Time Trial



### Start List

**CORRECTED**  
12 APR 15:51

Start Order	estimat. Start	Bike Number	UCI Rank	Name	Titel	NOC Code	Date of Birth	Run1	Superfinal
1	15:00:00	102	33	BRUNEL Floriane°		FRA	23 NOV 1994		
2	15:01:00	120	22	SUVOROVA Natalia°		RUS	22 AUG 1995		
3	15:02:00	103	5	CHAVES MOROSINI T °		BRA	6 JAN 1995		
4	15:03:00	116	2	STACY Shelby°		USA	23 MAR 1994		
5	15:04:00	P 86	92	le CORGUILLE Audrey		FRA	29 JUL 1986		
6	15:05:00	P 42	91	FAEHNDRICH Jenny		SUI	25 APR 1989		
7	15:06:00	125	84	BESKHMELNOVA Marina	NCh	RUS	26 JUN 1988		
8	15:07:00	P 477	82	le ROUX Enora		FRA	10 FEB 1993		
9	15:08:00	P 91	54	van HOOFF Elke	NCh	BEL	16 DEC 1991		
10	15:09:00	P 38	53	TAYLOR Abbie		GBR	3 SEP 1993		
11	15:10:00	P 95	50	COTTEREAU Blandine		FRA	15 MAY 1986		
12	15:11:00	P 27	44	LABOUNKOVA Romana		CZE	27 APR 1989		
13	15:12:00	118	36	STEIN Squel		BRA	9 JUL 1991		
14	15:13:00	115	33	SORIANO F A		ARG	11 APR 1993		
15	15:14:00	P 57	32	AILLOUD Eva		FRA	25 JUN 1990		
16	15:15:00	P 66	30	KLAUS Lieke		NED	28 OCT 1989		
17	15:16:00	P 55	29	CALLISTO Nicole		AUS	12 NOV 1987		
18	15:17:00	P 171	27	O'KEEFFE Teagan		RSA	10 NOV 1992		
19	15:18:00	P 469	27	HERNANDEZ Stefany		VEN	15 JUN 1991		
20	15:19:00	P 11	26	POST Alise	NCh	USA	17 JAN 1991		
21	15:20:00	P 75	24	van BENTHEM Merle		NED	7 DEC 1992		
22	15:21:00	P 971	23	VALENTINO Manon	NCh	FRA	25 AUG 1990		
23	15:22:00	P 22	22	le CORGUILLE Laetitia		FRA	29 JUL 1986		
24	15:23:00	P 41	21	HEREIJGERS Maartje		NED	21 FEB 1992		
25	15:24:00	119	20	STEVUX CARNAVAL P		BRA	2 DEC 1993		
26	15:25:00	P 12	19	READE Shanaze	WChTT	GBR	23 SEP 1988		
27	15:26:00	P 52	18	HLADIKOVA Aneta	NCh	CZE	30 AUG 1984		
28	15:27:00	109	17	QUINALHA Bianca		BRA	3 OCT 1993		
29	15:28:00	127	16	DIAZ Mariana		ARG	20 SEP 1992		
30	15:29:00	P 39	15	CARR Amanda		USA	24 JUN 1990		
31	15:30:00	P 96	14	WALKER Sarah		NZL	10 JUL 1988		
32	15:31:00	6	13	RIMSAITE Vilma	NCh	LTU	24 FEB 1983		
33	15:32:00	110	12	SMULDERS Laura		NED	9 DEC 1993		
34	15:33:00	P 83	11	HORAKOVA Jana		CZE	4 SEP 1983		
35	15:34:00	P 446	10	DIAZ Gabriela Maria	NCh	ARG	2 JAN 1981		
36	15:35:00	128	9	DANIELS Dominique		PUR	28 NOV 1992		
37	15:36:00	P 15	8	MARTIN Arielle		USA	30 JUL 1985		
38	15:37:00	P 31	7	GEVING Amanda		USA	8 FEB 1989		
39	15:38:00	P 555	5	McLEOD Melinda		AUS	12 FEB 1993		
40	15:39:00	P 21	4	REYNOLDS Lauren		AUS	25 JUN 1991		
41	15:40:00	P 68	3	BUCHANAN Caroline	NCh	AUS	24 OCT 1990		
42	15:41:00	3	2	POTTIER Magalie		FRA	16 MAR 1989		
43	15:42:00	P 32	1	CRAIN Brooke		USA	29 APR 1993		


**Qualification Rule:** best 32 riders qualify for the next round.

**best 16 qualify for TimeTrial - Superfinal**

#### NOTES

° = Junior, P = Permanent Number, WCh = World Champion, WChTT = World Champion TimeTrials, NCh = National Champion

**BIB 91 van HOOFF Elke (BEL) and BIB 469 HERNANDEZ Stefany (VEN) added - change of starting order**

Timing and Results by  SWISS TIMING

[www.bmxnorway.com](http://www.bmxnorway.com)

[www.bmx-results.com](http://www.bmx-results.com)

CBW\_51A\_TTR 1.1

Report Created THU 12 APR 2012 15:51

Page 1 / 1



## BMX Supercross WC 2012 - Randaberg (NOR)

Randaberg-Arena  
FRI 13 APR 2012  
15:00

Elite Women  
Time Trial



### Results

Rank	Bike Number	Name	NOC Code	Run1		Qualified	Superfinal
				Time	Gap		
1	P 22	le CORGUILLE Laetitia	FRA	36.906	0.000	Q	Q
2	P 68	BUCHANAN Caroline	AUS	37.106	+0.200	Q	Q
3	P 83	HORAKOVA Jana	CZE	37.441	+0.535	Q	Q
4	3	POTTIER Magalie	FRA	37.452	+0.546	Q	Q
5	P 32	CRAIN Brooke	USA	37.479	+0.573	Q	Q
6	P 11	POST Alise	USA	37.636	+0.730	Q	Q
7	P 57	AILLOUD Eva	FRA	37.691	+0.785	Q	Q
8	P 96	WALKER Sarah	NZL	37.693	+0.787	Q	Q
9	P 27	LABOUNKOVA Romana	CZE	37.757	+0.851	Q	Q
10	P 31	GEVING Amanda	USA	37.859	+0.953	Q	Q
11	P 38	TAYLOR Abbie	GBR	37.943	+1.037	Q	Q
12	P 21	REYNOLDS Lauren	AUS	38.097	+1.191	Q	Q
13	P 39	CARR Amanda	USA	38.152	+1.246	Q	Q
14	P 91	van HOOFF Elke	BEL	38.195	+1.289	Q	Q
15	P 52	HLADIKOVA Aneta	CZE	38.252	+1.346	Q	Q
16	P 971	VALENTINO Manon	FRA	38.291	+1.385	Q	Q
17	6	RIMSAITE Vilma	LTU	38.326	+1.420	Q	
18	P 555	McLEOD Melinda	AUS	38.334	+1.428	Q	
19	110	SMULDERS Laura	NED	38.423	+1.517	Q	
20	P 446	DIAZ Gabriela Maria	ARG	38.524	+1.618	Q	
21	P 75	van BENTHEM Merle	NED	38.857	+1.951	Q	
22	P 15	MARTIN Arielle	USA	38.956	+2.050	Q	
23	P 86	le CORGUILLE Audrey	FRA	38.983	+2.077	Q	
24	P 55	CALLISTO Nicole	AUS	39.237	+2.331	Q	
25	P 171	O'KEEFFE Teagan	RSA	39.299	+2.393	Q	
26	P 66	KLAUS Lieke	NED	39.323	+2.417	Q	
27	P 41	HEREIJGERS Maartje	NED	39.332	+2.426	Q	
28	116	STACY Shelby°	USA	40.003	+3.097	Q	
29	P 42	FAEHNDRICH Jenny	SUI	40.156	+3.250	Q	
30	P 95	COTTEREAU Blandine	FRA	40.388	+3.482	Q	
31	109	QUINALHA Bianca	BRA	40.591	+3.685	Q	
32	102	BRUNEL Floriane°	FRA	40.898	+3.992	Q	
33	120	SUVOROVA Natalia°	RUS	41.227	+4.321		
34	118	STEIN Squel	BRA	41.869	+4.963		
35	128	DANIELS Dominique	PUR	42.174	+5.268		
36	103	CHAVES MOROSINI Thaynara°	BRA	42.695	+5.789		
37	119	STEVUX CARNAVAL Priscila	BRA	44.126	+7.220		
38	125	BESKHMELNOVA Marina	RUS	46.361	+9.455		
39	P 477	le ROUX Enora	FRA	46.906	+10.000		
	127	DIAZ Mariana	ARG	DNS			
	P 12	READE Shanaze	GBR	DNS			
	P 469	HERNANDEZ Stefany	VEN	DNS			
	115	SORIANO Florencia Ayelen	ARG	DNS			





# BMX Supercross WC 2012 - Randaberg (NOR)

Randaberg-Arena  
FRI 13 APR 2012  
15:00

Elite Women  
Time Trial



## Results

### NOTES

° = Junior, P = Permanent Number

### LEGEND

DNS Did Not Start



## BMX Supercross WC 2012 - Randaberg (NOR)

Randaberg-Arena  
FRI 13 APR 2012  
15:00

Elite Women  
Time Trial



### Results - Superfinal

Rank	Bike Number	Name	NOC Code	Date of Birth	Superfinal	
					Time	Gap
1	P 68	BUCHANAN Caroline	AUS	24.10.1990	36.761	0.000
2	P 22	le CORGUILLE Laetitia	FRA	29.07.1986	36.812	+0.051
3	P 32	CRAIN Brooke	USA	29.04.1993	37.136	+0.375
4	3	POTTIER Magalie	FRA	16.03.1989	37.159	+0.398
5	P 83	HORAKOVA Jana	CZE	04.09.1983	37.316	+0.555
6	P 27	LABOUNKOVA Romana	CZE	27.04.1989	37.367	+0.606
7	P 96	WALKER Sarah	NZL	10.07.1988	37.418	+0.657
8	P 57	AILLOUD Eva	FRA	25.06.1990	37.517	+0.756
9	P 11	POST Alise	USA	17.01.1991	37.544	+0.783
10	P 38	TAYLOR Abbie	GBR	03.09.1993	37.578	+0.817
11	P 91	van HOOFF Elke	BEL	16.12.1991	37.784	+1.023
12	P 971	VALENTINO Manon	FRA	25.08.1990	37.825	+1.064
13	P 21	REYNOLDS Lauren	AUS	25.06.1991	37.839	+1.078
14	P 31	GEVING Amanda	USA	08.02.1989	37.942	+1.181
15	P 52	HLADIKOVA Aneta	CZE	30.08.1984	38.410	+1.649
16	P 39	CARR Amanda	USA	24.06.1990	38.583	+1.822

#### NOTES

° = Junior, P = Permanent Number





## BMX Supercross WC 2012 - Randaberg (NOR)

Randaberg-Arena  
FRI 13 APR 2012  
15:00

Elite Women  
Time Trial Run2



### Results Time Trials with Split Times

Rank	Bike Number	Name	NOC Code	START			SPEED		IT1			IT2			IT3			RUN	
				Rk	Time	Beh.	Rk	Speed	Rk	Time	Beh.	Rk	Time	Beh.	Rk	Time	Beh.	Time	Beh.
1	P 68	BUCHANAN Caroline	AUS	11	0.601	+0.044	6	55.714	3	8.068	+0.087	2	18.724	+0.100	3	30.388	+0.035	36.761	0.000
2	P 22	le CORGUILLE Laetitia	FRA	5	0.573	+0.016	2	56.612	1	7.981	0.000	4	18.762	+0.138	1	30.353	0.000	36.812	+0.051
3	P 32	CRAIN Brooke	USA	8	0.583	+0.026	1	57.073	6	8.116	+0.135	5	18.778	+0.154	4	30.462	+0.109	37.136	+0.375
4	3	POTTIER Magalie	FRA	3	0.560	+0.003	15	53.999	9	8.136	+0.155	3	18.744	+0.120	2	30.379	+0.026	37.159	+0.398
5	P 83	HORAKOVA Jana	CZE	12	0.610	+0.053	13	54.418	14	8.232	+0.251	12	19.115	+0.491	8	30.766	+0.413	37.316	+0.555
6	P 27	LABOUNKOVA Romana	CZE	10	0.597	+0.040	2	56.612	5	8.103	+0.122	8	18.917	+0.293	7	30.690	+0.337	37.367	+0.606
7	P 96	WALKER Sarah	NZL	6	0.574	+0.017	6	55.714	2	8.009	+0.028	1	18.624	0.000	5	30.616	+0.263	37.418	+0.657
8	P 57	AILLOUD Eva	FRA	14	0.625	+0.068	4	56.159	15	8.239	+0.258	15	19.353	+0.729	13	31.037	+0.684	37.517	+0.756
9	P 11	POST Alise	USA	1	0.557	0.000	15	53.999	8	8.130	+0.149	6	18.785	+0.161	6	30.687	+0.334	37.544	+0.783
10	P 38	TAYLOR Abbie	GBR	7	0.582	+0.025	9	55.275	13	8.218	+0.237	11	19.105	+0.481	9	30.859	+0.506	37.578	+0.817
11	P 91	van HOOFF Elke	BEL	16	0.711	+0.154	9	55.275	16	8.320	+0.339	14	19.311	+0.687	12	31.036	+0.683	37.784	+1.023
12	P 971	VALENTINO Manon	FRA	9	0.595	+0.038	11	54.843	10	8.146	+0.165	7	18.885	+0.261	10	30.930	+0.577	37.825	+1.064
13	P 21	REYNOLDS Lauren	AUS	15	0.627	+0.070	11	54.843	7	8.118	+0.137	9	18.973	+0.349	14	31.050	+0.697	37.839	+1.078
14	P 31	GEVING Amanda	USA	3	0.560	+0.003	13	54.418	11	8.160	+0.179	10	19.000	+0.376	11	30.985	+0.632	37.942	+1.181
15	P 52	HLADIKOVA Aneta	CZE	2	0.559	+0.002	4	56.159	12	8.169	+0.188	16	19.386	+0.762	15	31.526	+1.173	38.410	+1.649
16	P 39	CARR Amanda	USA	13	0.622	+0.065	6	55.714	4	8.088	+0.107	13	19.302	+0.678	16	31.699	+1.346	38.583	+1.822

#### NOTES

° = Junior, P = Permanent Number



# BMX Supercross WC 2012 - Randaberg (NOR)

Randaberg-Arena  
FRI 13 APR 2012  
15:45

Elite Men  
Time Trial



## Start List

**CORRECTED**  
12 APR 15:54

Start Order	estimat. Start	Bike Number	UCI Rank	Name	Titel	NOC Code	Date of Birth	Run1	Superfinal
1	15:45:00	206		STAROVOYTOV Maksim		RUS	2 MAY 1993		
2	15:46:00	159		McBRIDE Dan		GBR	18 AUG 1993		
3	15:47:00	147		JOSDAL Andre		NOR	8 JAN 1993		
4	15:48:00	P 925		TANNIGER Romain		SUI	28 SEP 1993		
5	15:49:00	142		FRANCOIS Mathieu		FRA	27 AUG 1991		
6	15:50:00	P 308		LAUSTSEN Niclas		DEN	30 AUG 1992		
7	15:51:00	235		VIANELLO Murilo		BRA	2 FEB 1990		
8	15:52:00	P 331		MANTION Rémi		FRA	15 MAR 1991		
9	15:53:00	162		MELESHIN Vitaly		RUS	28 APR 1991		
10	15:54:00	P 921		HARMSSEN Joris		NED	26 NOV 1992		
11	15:55:00	176		NILSSEN Simon		NOR	16 SEP 1992		
12	15:56:00	P 246		SOPPELSA Dino		SUI	31 JUL 1993		
13	15:57:00	P 169		GODET Julien		FRA	26 SEP 1989		
14	15:58:00	P 104		KALTOFT Mike		DEN	6 JUN 1990		
15	15:59:00	214		VIRDIS Luca		ITA	1 JUN 1993		
16	16:00:00	143		GUSTAFSSON Filip	NCh	SWE	9 JUN 1991		
17	16:01:00	P 609		BACHELARD Benjamin		FRA	8 JUL 1992		
18	16:02:00	P 74		FURLAN Mattia		ITA	6 MAY 1993		
19	16:03:00	179		OLSEN Fredrik		NOR	7 NOV 1993		
20	16:04:00	192		PIMKIN Vladislav		RUS	6 JAN 1993		
21	16:05:00	P 43		LAPRAZ Yvan	NCh	SUI	9 AUG 1989		
22	16:06:00	173		NILSEN Per Erik		NOR	29 APR 1992		
23	16:07:00	204		SIPKOI Derek		CAN	8 SEP 1986		
24	16:08:00	P 191		ANDREASEN Klaus Bøgh		DEN	10 JUL 1987		
25	16:09:00	P 166		FRANSSON Johan		SWE	11 MAY 1980		
26	16:10:00	P 117		FANTONI Giacomo		ITA	18 MAR 1991		
27	16:11:00	156		MANATON Curtis		GBR	2 NOV 1993		
28	16:12:00	145		HELLEVIK Martin		NOR	1 DEC 1992		
29	16:13:00	189	119	PETERS Jasper°		NED	24 FEB 1994		
30	16:14:00	198	95	SCHIPPERS Jordi°		NED	22 MAR 1995		
31	16:15:00	155	59	LINK Mark°		NED	27 FEB 1995		
32	16:16:00	231	8	VILLEGAS Federico°		ARG	13 JUL 1994		
33	16:17:00	194	5	RAMIREZ YEPEZ C A °		COL	12 MAR 1994		
34	16:18:00	201	1	SCHMIDT Julian°		GER	10 DEC 1994		
35	16:19:00	149	237	KILLIAN PATRICOLO		ESP	10 APR 1989		
36	16:20:00	P 40	237	BISELING Sander		NED	9 NOV 1985		
37	16:21:00	P 696	230	WHYTE Tre		GBR	20 OCT 1993		
38	16:22:00	129	207	DEMGIN Sergey		RUS	9 MAR 1989		
39	16:23:00	230	199	BUSTOS Lucas Alfredo		ARG	27 APR 1993		
40	16:24:00	P 96	192	MARTINEZ Lorin		FRA	16 JAN 1992		
41	16:25:00	P 489	189	HILL Grant		GBR	10 JAN 1993		
42	16:26:00	P 229	179	AGUIRRE Elias		CHI	29 MAR 1992		
43	16:27:00	P 112	179	PARTRIDGE Mischa		CAN	21 JUN 1988		
44	16:28:00	232	164	BORBA Sidney Serafim		BRA	13 OCT 1982		
45	16:29:00	P 195	164	McCORMACK Connor		CAN	8 JAN 1993		
46	16:30:00	P 818	147	PERRIER Julian		FRA	4 MAY 1988		
47	16:31:00	150	147	KLESHCHENKO Evgeny		RUS	16 JAN 1992		
48	16:32:00	P 787	144	LINDENMEYER Thorsten	NCh	GER	17 DEC 1987		
49	16:33:00	207	140	TEULLET Denis		FRA	5 JAN 1992		
50	16:34:00	P 105	138	NHLAPO Sifiso		RSA	13 MAY 1987		
51	16:35:00	183	125	OSTETI Hugo		BRA	25 OCT 1993		
52	16:36:00	P 38	115	MATSUSHITA Tatsumi		JPN	24 SEP 1991		



# BMX Supercross WC 2012 - Randaberg (NOR)

Randaberg-Arena  
FRI 13 APR 2012  
15:45

Elite Men  
Time Trial



## Start List

**CORRECTED**  
12 APR 15:54

Start Order	estimat. Start	Bike Number	UCI Rank	Name	Titel	NOC Code	Date of Birth	Run1	Superfinal
53	16:37:00	P 125	106	DEMONT Jonathan		SUI	3 OCT 1992		
54	16:38:00	P 161	102	van de WETERING Glenn		NED	6 FEB 1991		
55	16:39:00	P 115	102	GOUX Lilian		FRA	15 MAY 1989		
56	16:40:00	P 13	94	RINDERKNECHT Roger		SUI	4 MAY 1981		
57	16:41:00	P 167	91	JAMES Kurt		NZL	12 JUL 1991		
58	16:42:00	157	89	MARTINS FERREIRA Igor		BRA	15 MAY 1993		
59	16:43:00	P 20	87	AGUILUZ Andre Fossa	WChTT	NOR	26 MAY 1991		
60	16:44:00	P 133	85	CRISTOFOLI Roberto		ITA	29 JAN 1990		
61	16:45:00	P 152	83	GALAN CARRASCO P		ESP	24 NOV 1986		
62	16:46:00	P 211	79	EVANS Kyle		GBR	26 SEP 1993		
63	16:47:00	P 65	79	PHILLIPS Liam		GBR	11 MAR 1989		
64	16:48:00	P 15	77	SCHERPEN Martijn		NED	29 APR 1988		
65	16:49:00	P 12	76	PROKOP Michal		CZE	1 APR 1981		
66	16:50:00	134	74	DUBOIS Arnaud	NCh	BEL	2 MAY 1986		
67	16:51:00	233	73	CAMPO Alfredo		ECU	2 MAR 1993		
68	16:52:00	P 373	72	BLANC Renaud		SUI	3 JAN 1991		
69	16:53:00	P 126	70	ENDARA MADERA F A		ECU	4 JUN 1989		
70	16:54:00	P 99	65	REID Corey		USA	1 MAR 1988		
71	16:55:00	P 32	63	KARTFJORD Sebastian		NOR	6 AUG 1987		
72	16:56:00	P 24	61	SHARRAH Corben	NCh	USA	20 APR 1992		
73	16:57:00	P 14	59	CALEYRON Quentin		FRA	30 JAN 1988		
74	16:58:00	P 666	58	van der PUTTEN Ivo		NED	26 AUG 1986		
75	16:59:00	P 48	56	GRAF David		SUI	8 SEP 1989		
76	17:00:00	P 101	56	HARRIS Bubba		USA	7 AUG 1985		
77	17:01:00	P 50	55	FALLA BUCHELY E A		ECU	12 JUN 1986		
78	17:02:00	P 421	52	RICCARDI Romain		ITA	26 JUL 1988		
79	17:03:00	P 102	52	THERKILDSEN Morten	NCh	DEN	24 SEP 1983		
80	17:04:00	P 316	51	BROWN Tyler		USA	22 MAY 1985		
81	17:05:00	P 71	49	LEJINS Kristers		LAT	29 AUG 1992		
82	17:06:00	P 689	47	BAIER Maik		GER	20 JUN 1989		
83	17:07:00	P 41	47	MANKUS Toms		LAT	17 MAR 1989		
84	17:08:00	P 77	46	de WILDE Robert		NED	30 APR 1977		
85	17:09:00	P 86	44	ANTHONY Alex		USA	3 MAY 1991		
86	17:10:00	P 376	44	COOK Kory		USA	12 OCT 1989		
87	17:11:00	P 75	43	BRADFORD Joey		USA	10 OCT 1989		
88	17:12:00	P 120	42	PELLUARD Vincent		FRA	31 MAY 1990		
89	17:13:00	P 98	41	ROGERS Jason		USA	18 NOV 1985		
90	17:14:00	P 322	40	PIZARRO Ernesto	NCh	ARG	12 APR 1991		
91	17:15:00	P 28	39	de VECCHI Manuel	NCh	ITA	8 OCT 1980		
92	17:16:00	P 34	37	POPE Weston		USA	21 JAN 1988		
93	17:17:00	139	37	DUCHENE Simon		FRA	11 MAY 1988		
94	17:18:00	P 92	36	JASPERS Martijn		NED	11 FEB 1987		
95	17:19:00	P 114	35	CASTRO HERRERA A		COL	19 DEC 1986		
96	17:20:00	P 972	34	HAMON Thomas		FRA	19 MAR 1986		
97	17:21:00	P 144	32	DEAN Anthony		AUS	22 APR 1991		
98	17:22:00	P 61	31	MEYERS Josh		USA	10 JUL 1988		
99	17:23:00	P 954	30	FAORO Tyler		USA	27 MAY 1989		
100	17:24:00	P 84	28	VEIDE Rihards		LAT	1 NOV 1991		
101	17:25:00	P 365	27	DAY Mike		USA	9 OCT 1984		
102	17:26:00	P 10	26	ROBINSON Donny		USA	17 JUN 1983		
103	17:27:00	P 457	25	CALLAN Joshua		AUS	8 APR 1991		
104	17:28:00	P 154	24	PICKARD Kurt		NZL	14 MAR 1991		





## BMX Supercross WC 2012 - Randaberg (NOR)

Randaberg-Arena  
FRI 13 APR 2012  
15:45

Elite Men  
Time Trial



### Start List

**CORRECTED**  
12 APR 15:54

Start Order	estimat. Start	Bike Number	UCI Rank	Name	Titel	NOC Code	Date of Birth	Run1	Superfinal
105	17:29:00	P 148	23	van GENDT Twan		NED	9 JUN 1992	_____	_____
106	17:30:00	P 60	22	DIAZ MONTANA J L		COL	21 MAY 1987	_____	_____
107	17:31:00	8	21	MOO CAILLE Moana		FRA	13 AUG 1988	_____	_____
108	17:32:00	P 572	20	BRETHAUER Luis		GER	14 SEP 1992	_____	_____
109	17:33:00	P 717	18	JIMENEZ CAICEDO		COL	27 AUG 1986	_____	_____
110	17:34:00	6	17	OQUENDO ZABALA	NCh	COL	16 NOV 1987	_____	_____
111	17:35:00	P 97	16	YOUNG Khalen		AUS	20 NOV 1984	_____	_____
112	17:36:00	197	14	REZENDE Renato		BRA	28 FEB 1991	_____	_____
113	17:37:00	P 49	13	NYHAUG Tory	NCh	CAN	17 APR 1992	_____	_____
114	17:38:00	P 64	12	LONG Nicholas		USA	6 OCT 1989	_____	_____
115	17:39:00	P 95	11	NOBLES Barry		USA	2 DEC 1986	_____	_____
116	17:40:00	1	8	DAUDET Joris	WCh	FRA	12 FEB 1991	_____	_____
117	17:41:00	P 80	7	HERMAN David		USA	9 MAY 1988	_____	_____
118	17:42:00	5	6	KIRKHAM Brian		AUS	1 JAN 1986	_____	_____
119	17:43:00	P 121	5	van der BIEZEN Raymon		NED	14 JAN 1987	_____	_____
120	17:44:00	P 777	3	WILLERS Marc		NZL	11 SEP 1985	_____	_____
121	17:45:00	P 91	2	WILLOUGHBY Sam	NCh	AUS	15 AUG 1991	_____	_____
122	17:46:00	7	1	FIELDS Connor		USA	14 SEP 1992	_____	_____


**Qualification Rule:** best 64 riders qualify for the next round.

**best 16 qualify for TimeTrials - Superfinal**

**NOTES**

° = Junior, P = Permanent Number, WCh = World Champion, WChTT = World Champion TimeTrials, NCh = National Champion

**BIB 134 DUBOIS Arnaud (BEL) added - change of starting order**

Timing and Results by  SWISS TIMING

[www.bmxnorway.com](http://www.bmxnorway.com)

[www.bmx-results.com](http://www.bmx-results.com)

CBM\_51A\_TTR 1.1

Report Created THU 12 APR 2012 15:54

Page 3 / 3



## BMX Supercross WC 2012 - Randaberg (NOR)

Randaberg-Arena  
FRI 13 APR 2012  
15:45

Elite Men  
Time Trial



### Results

Rank	Bike Number	Name	NOC Code	Run1		Qualified	Superfinal
				Time	Gap		
1	7	FIELDS Connor	USA	32.249	0.000	Q	Q
2	P 20	AGUILUZ Andre Fossa	NOR	32.535	+0.286	Q	Q
3	P 49	NYHAUG Tory	CAN	32.607	+0.358	Q	Q
4	P 91	WILLOUGHBY Sam	AUS	32.637	+0.388	Q	Q
5	1	DAUDET Joris	FRA	32.668	+0.419	Q	Q
6	P 65	PHILLIPS Liam	GBR	32.792	+0.543	Q	Q
7	5	KIRKHAM Brian	AUS	32.881	+0.632	Q	Q
8	6	OQUENDO ZABALA Carlos Mario	COL	32.904	+0.655	Q	Q
9	P 365	DAY Mike	USA	32.964	+0.715	Q	Q
10	P 120	PELLUARD Vincent	FRA	32.996	+0.747	Q	Q
11	P 121	van der BIEZEN Raymon	NED	33.007	+0.758	Q	Q
12	P 572	BRETHAUER Luis	GER	33.045	+0.796	Q	Q
13	P 457	CALLAN Joshua	AUS	33.117	+0.868	Q	Q
14	P 80	HERMAN David	USA	33.146	+0.897	Q	Q
15	P 24	SHARRAH Corben	USA	33.181	+0.932	Q	Q
16	P 84	VEIDE Rihards	LAT	33.182	+0.933	Q	Q
17	P 114	CASTRO HERRERA Augusto	COL	33.192	+0.943	Q	
18	P 115	GOUX Lilian	FRA	33.195	+0.946	Q	
19	P 48	GRAF David	SUI	33.244	+0.995	Q	
20	P 148	van GENDT Twan	NED	33.307	+1.058	Q	
21	P 95	NOBLES Barry	USA	33.318	+1.069	Q	
22	P 14	CALEYRON Quentin	FRA	33.330	+1.081	Q	
23	P 64	LONG Nicholas	USA	33.368	+1.119	Q	
24	P 28	de VECCHI Manuel	ITA	33.383	+1.134	Q	
25	P 211	EVANS Kyle	GBR	33.402	+1.153	Q	
26	P 86	ANTHONY Alex	USA	33.446	+1.197	Q	
27	P 102	THERKILDSEN Morten	DEN	33.452	+1.203	Q	
28	P 41	MANKUS Toms	LAT	33.529	+1.280	Q	
29	P 97	YOUNG Khalen	AUS	33.532	+1.283	Q	
30	P 77	de WILDE Robert	NED	33.536	+1.287	Q	
31	P 105	NHLAPO Sifiso	RSA	33.542	+1.293	Q	
32	P 101	HARRIS Bubba	USA	33.569	+1.320	Q	
33	8	MOO CAILLE Moana	FRA	33.571	+1.322	Q	
34	P 421	RICCARDI Romain	ITA	33.576	+1.327	Q	
35	P 96	MARTINEZ Lorin	FRA	33.585	+1.336	Q	
36	P 126	ENDARA MADERA Fausto Andres	ECU	33.589	+1.340	Q	
37	197	REZENDE Renato	BRA	33.596	+1.347	Q	
38	P 972	HAMON Thomas	FRA	33.613	+1.364	Q	
39	P 32	KARTFJORD Sebastian	NOR	33.643	+1.394	Q	
40	139	DUCHENE Simon	FRA	33.649	+1.400	Q	
41	207	TEULLET Denis	FRA	33.736	+1.487	Q	
42	P 12	PROKOP Michal	CZE	33.749	+1.500	Q	
43	233	CAMPO Alfredo	ECU	33.755	+1.506	Q	
44	P 717	JIMENEZ CAICEDO Andres Eduardo	COL	33.765	+1.516	Q	
45	P 322	PIZARRO Ernesto	ARG	33.770	+1.521	Q	



## BMX Supercross WC 2012 - Randaberg (NOR)


Randaberg-Arena  
FRI 13 APR 2012  
15:45

Elite Men  
Time Trial



### Results

Rank	Bike Number	Name	NOC Code	Run1		Qualified	Superfinal
				Time	Gap		
46	P 373	BLANC Renaud	SUI	33.779	+1.530	Q	
47	P 13	RINDERKNECHT Roger	SUI	33.806	+1.557	Q	
48	P 152	GALAN CARRASCO Pablo	ESP	33.811	+1.562	Q	
49	P 15	SCHERPEN Martijn	NED	33.822	+1.573	Q	
50	P 954	FAORO Tyler	USA	33.841	+1.592	Q	
51	P 666	van der PUTTEN Ivo	NED	33.880	+1.631	Q	
52	P 689	BAIER Maik	GER	33.914	+1.665	Q	
53	P 98	ROGERS Jason	USA	33.929	+1.680	Q	
54	P 376	COOK Kory	USA	33.940	+1.691	Q	
55	145	HELLEVIK Martin	NOR	33.947	+1.698	Q	
56	P 161	van de WETERING Glenn	NED	33.963	+1.714	Q	
57	P 43	LAPRAZ Yvan	SUI	33.987	+1.738	Q	
58	194	RAMIREZ YEPEZ Carlos Alberto°	COL	33.992	+1.743	Q	
59	P 144	DEAN Anthony	AUS	34.001	+1.752	Q	
60	P 10	ROBINSON Donny	USA	34.011	+1.762	Q	
61	P 777	WILLERS Marc	NZL	34.018	+1.769	Q	
62	P 169	GODET Julien	FRA	34.061	+1.812	Q	
63	157	MARTINS FERREIRA Igor	BRA	34.075	+1.826	Q	
64	P 246	SOPPELSA Dino	SUI	34.097	+1.848	Q	
65	P 921	HARMSSEN Joris	NED	34.102	+1.853		
66	P 92	JASPERS Martijn	NED	34.104	+1.855		
67	P 125	DEMONT Jonathan	SUI	34.157	+1.908		
68	155	LINK Mark°	NED	34.161	+1.912		
69	173	NILSEN Per Erik	NOR	34.161	+1.912		
70	P 133	CRISTOFOLI Roberto	ITA	34.169	+1.920		
71	P 925	TANNIGER Romain	SUI	34.177	+1.928		
72	P 818	PERRIER Julian	FRA	34.185	+1.936		
73	P 50	FALLA BUCHELY Emilio Andres	ECU	34.218	+1.969		
74	142	FRANCOIS Mathieu	FRA	34.234	+1.985		
75	P 99	REID Corey	USA	34.252	+2.003		
76	P 696	WHYTE Tre	GBR	34.257	+2.008		
77	189	PETERS Jasper°	NED	34.304	+2.055		
78	P 34	POPE Weston	USA	34.374	+2.125		
79	183	OSTETI Hugo	BRA	34.412	+2.163		
80	P 75	BRADFORD Joey	USA	34.416	+2.167		
81	P 167	JAMES Kurt	NZL	34.446	+2.197		
82	P 38	MATSUSHITA Tatsumi	JPN	34.448	+2.199		
83	156	MANATON Curtis	GBR	34.479	+2.230		
84	P 71	LEJINS Kristers	LAT	34.498	+2.249		
85	P 609	BACHELARD Benjamin	FRA	34.530	+2.281		
86	149	KILLIAN PATRICOLO Marc	ESP	34.602	+2.353		
87	134	DUBOIS Arnaud	BEL	34.603	+2.354		
88	201	SCHMIDT Julian°	GER	34.616	+2.367		
89	P 104	KALTOFT Mike	DEN	34.716	+2.467		
90	P 308	LAUSTSEN Niclas	DEN	34.729	+2.480		

Timing and Results by  SWISS TIMING

[www.bmxnorway.com](http://www.bmxnorway.com)

[www.bmx-results.com](http://www.bmx-results.com)

CBM00\_73A\_TTR 1.0

Report Created FRI 13 APR 2012 17:37

Page 2 / 3



## BMX Supercross WC 2012 - Randaberg (NOR)

Randaberg-Arena  
FRI 13 APR 2012  
15:45

Elite Men  
Time Trial



### Results


Rank	Bike Number	Name	NOC Code	Run1		Qualified	Superfinal
				Time	Gap		
91	230	BUSTOS Lucas Alfredo	ARG	34.749	+2.500		
92	P 229	AGUIRRE Elias	CHI	34.764	+2.515		
93	150	KLESHCHENKO Evgeny	RUS	34.787	+2.538		
94	204	SIPKOI Derek	CAN	34.803	+2.554		
95	P 316	BROWN Tyler	USA	34.960	+2.711		
96	P 787	LINDENMEYER Thorsten	GER	34.976	+2.727		
97	P 166	FRANSSON Johan	SWE	35.027	+2.778		
98	P 331	MANTION Rémi	FRA	35.047	+2.798		
99	129	DEMKIN Sergey	RUS	35.083	+2.834		
100	214	VIRDIS Luca	ITA	35.094	+2.845		
101	198	SCHIPPERS Jordi °	NED	35.147	+2.898		
102	P 195	McCORMACK Connor	CAN	35.419	+3.170		
103	P 117	FANTONI Giacomo	ITA	35.420	+3.171		
104	147	JOSDAL Andre	NOR	35.461	+3.212		
105	176	NILSSEN Simon	NOR	35.550	+3.301		
106	162	MELESHIN Vitaly	RUS	35.597	+3.348		
107	P 74	FURLAN Mattia	ITA	35.677	+3.428		
108	P 489	HILL Grant	GBR	35.679	+3.430		
109	P 191	ANDREASEN Klaus Bøgh	DEN	35.782	+3.533		
110	P 40	BISSELING Sander	NED	35.788	+3.539		
111	P 112	PARTRIDGE Mischa	CAN	36.104	+3.855		
112	143	GUSTAFSSON Filip	SWE	36.182	+3.933		
113	192	PIMKIN Vladislav	RUS	36.976	+4.727		
114	206	STAROVOYTOV Maksim	RUS	39.923	+7.674		
115	231	VILLEGAS Federico °	ARG	40.067	+7.818		
116	P 60	DIAZ MONTANA Jose Luis	COL	DNF			
117	232	BORBA Sidney Serafim	BRA	DNF			
118	179	OLSEN Fredrik	NOR	DNF			
	P 154	PICKARD Kurt	NZL	DNS			
	P 61	MEYERS Josh	USA	DNS			
	235	VIANELLO Murilo	BRA	DNS			
	159	McBRIDE Dan	GBR	DNS			

#### NOTES

° = Junior, P = Permanent Number

#### LEGEND

**DNF** Did Not Finish      **DNS** Did Not Start

Timing and Results by  SWISS TIMING

[www.bmxnorway.com](http://www.bmxnorway.com)

[www.bmx-results.com](http://www.bmx-results.com)

CBM00\_73A\_TTR 1.0

Report Created FRI 13 APR 2012 17:37

Page 3 / 3



## BMX Supercross WC 2012 - Randaberg (NOR)

Randaberg-Arena  
FRI 13 APR 2012  
15:45

Elite Men  
Time Trial



### Results - Superfinal

Rank	Bike Number	Name	NOC Code	Date of Birth	Superfinal	
					Time	Gap
1	7	FIELDS Connor	USA	14.09.1992	32.134	0.000
2	P 65	PHILLIPS Liam	GBR	11.03.1989	32.383	+0.249
3	1	DAUDET Joris	FRA	12.02.1991	32.484	+0.350
4	P 91	WILLOUGHBY Sam	AUS	15.08.1991	32.522	+0.388
5	P 365	DAY Mike	USA	09.10.1984	32.532	+0.398
6	6	OQUENDO ZABALA Carlos Mario	COL	16.11.1987	32.589	+0.455
7	P 49	NYHAUG Tory	CAN	17.04.1992	32.647	+0.513
8	P 121	van der BIEZEN Raymon	NED	14.01.1987	32.698	+0.564
9	5	KIRKHAM Brian	AUS	01.01.1986	32.717	+0.583
10	P 20	AGUILUZ Andre Fossa	NOR	26.05.1991	32.755	+0.621
11	P 120	PELLUARD Vincent	FRA	31.05.1990	32.821	+0.687
12	P 572	BRETHAUER Luis	GER	14.09.1992	32.822	+0.688
13	P 24	SHARRAH Corben	USA	20.04.1992	33.111	+0.977
14	P 457	CALLAN Joshua	AUS	08.04.1991	33.167	+1.033
15	P 80	HERMAN David	USA	09.05.1988	33.276	+1.142
16	P 84	VEIDE Rihards	LAT	01.11.1991	33.308	+1.174

#### NOTES

° = Junior, P = Permanent Number







## BMX Supercross WC 2012 - Randaberg (NOR)

Randaberg-Arena  
FRI 13 APR 2012  
15:45

Elite Men  
Time Trial Run1



### Results Time Trials with Split Times


Rank	Bike Number	Name	NOC Code	START			SPEED		IT1			IT2			IT3			RUN	
				Rk	Time	Beh.	Rk	Speed	Rk	Time	Beh.	Rk	Time	Beh.	Rk	Time	Beh.	Time	Beh.
107	P 74	FURLAN Mattia	ITA	63	0.549	+0.034	48	58.499	98	7.753	+0.568	107	18.138	+1.476	108	29.385	+2.780	35.677	+3.428
108	P 489	HILL Grant	GBR	75	0.557	+0.042	96	55.714	112	7.906	+0.721	113	18.514	+1.852	109	29.433	+2.828	35.679	+3.430
109	P 191	ANDREASEN Klaus Bøgh	DEN	95	0.567	+0.052	23	59.999	99	7.756	+0.571	105	18.095	+1.433	106	29.299	+2.694	35.782	+3.533
110	P 40	BISSELING Sander	NED	88	0.563	+0.048	32	59.491	104	7.780	+0.595	112	18.473	+1.811	110	29.499	+2.894	35.788	+3.539
111	P 112	PARTRIDGE Mischa	CAN	45	0.543	+0.028	56	58.016	106	7.796	+0.611	114	18.603	+1.941	112	29.801	+3.196	36.104	+3.855
112	143	GUSTAFSSON Filip	SWE	77	0.559	+0.044	75	56.612	110	7.853	+0.668	111	18.300	+1.638	111	29.688	+3.083	36.182	+3.933
113	192	PIMKIN Vladislav	RUS	117	0.746	+0.231	96	55.714	116	8.252	+1.067	115	19.051	+2.389	114	30.638	+4.033	36.976	+4.727
114	206	STAROVOYTOV Maksim	RUS	118	0.749	+0.234	88	56.159	117	8.469	+1.284	116	20.064	+3.402	115	33.025	+6.420	39.923	+7.674
115	231	VILLEGAS Federico °	ARG	37	0.540	+0.025	10	61.043	67	7.602	+0.417	103	18.062	+1.400	113	30.097	+3.492	40.067	+7.818
116	P 60	DIAZ MONTANA Jose Luis	COL	30	0.536	+0.021	115	53.999	62	7.582	+0.397	100	17.951	+1.289				DNF	DNF
117	232	BORBA Sidney Serafim	BRA	92	0.565	+0.050	75	56.612	114	8.053	+0.868							DNF	DNF
118	179	OLSEN Fredrik	NOR	107	0.586	+0.071	96	55.714										DNF	DNF
	P 154	PICKARD Kurt	NZL															DNS	DNS
	P 61	MEYERS Josh	USA															DNS	DNS
	235	VIANELLO Murilo	BRA															DNS	DNS
	159	McBRIDE Dan	GBR															DNS	DNS

#### NOTES

° = Junior, P = Permanent Number

#### LEGEND

DNF Did Not Finish      DNS Did Not Start

Timing and Results by  SWISS TIMING

[www.bmxnorway.com](http://www.bmxnorway.com)

[www.bmx-results.com](http://www.bmx-results.com)

CBM01\_73A\_ST 1.0

Report Created FRI 13 APR 2012 17:39

Page 3 / 3





## BMX Supercross WC 2012 - Randaberg (NOR)

Randaberg-Arena  
FRI 13 APR 2012  
15:45

Elite Men  
Time Trial Run2



### Results Time Trials with Split Times

Rank	Bike Number	Name	NOC Code	START			SPEED		IT1			IT2			IT3			RUN	
				Rk	Time	Beh.	Rk	Speed	Rk	Time	Beh.	Rk	Time	Beh.	Rk	Time	Beh.	Time	Beh.
1	7	FIELDS Connor	USA	10	0.537	+0.016	8	57.540	1	7.176	0.000	1	16.552	0.000	1	26.543	0.000	32.134	0.000
2	P 65	PHILLIPS Liam	GBR	4	0.530	+0.009	1	63.243	2	7.246	+0.070	3	16.662	+0.110	3	26.692	+0.149	32.383	+0.249
3	1	DAUDET Joris	FRA	11	0.542	+0.021	3	62.678	6	7.288	+0.112	4	16.672	+0.120	2	26.686	+0.143	32.484	+0.350
4	P 91	WILLOUGHBY Sam	AUS	12	0.545	+0.024	9	57.073	7	7.311	+0.135	5	16.745	+0.193	8	26.903	+0.360	32.522	+0.388
5	P 365	DAY Mike	USA	6	0.534	+0.013	16	55.275	3	7.252	+0.076	2	16.587	+0.035	4	26.767	+0.224	32.532	+0.398
6	6	OQUENDO ZABALA	COL	13	0.546	+0.025	9	57.073	8	7.323	+0.147	7	16.803	+0.251	10	26.984	+0.441	32.589	+0.455
7	P 49	NYHAUG Tory	CAN	1	0.521	0.000	14	55.714	10	7.341	+0.165	10	16.887	+0.335	6	26.887	+0.344	32.647	+0.513
8	P 121	van der BIEZEN Raymon	NED	5	0.531	+0.010	1	63.243	4	7.268	+0.092	6	16.778	+0.226	7	26.891	+0.348	32.698	+0.564
9	5	KIRKHAM Brian	AUS	14	0.550	+0.029	7	58.991	9	7.324	+0.148	11	16.897	+0.345	9	26.953	+0.410	32.717	+0.583
10	P 20	AGUILUZ Andre Fossa	NOR	16	0.573	+0.052	9	57.073	11	7.347	+0.171	8	16.849	+0.297	5	26.841	+0.298	32.755	+0.621
11	P 120	PELLUARD Vincent	FRA	2	0.524	+0.003	3	62.678	5	7.277	+0.101	9	16.863	+0.311	11	27.041	+0.498	32.821	+0.687
12	P 572	BRETHAUER Luis	GER	9	0.536	+0.015	12	56.612	13	7.357	+0.181	13	17.022	+0.470	12	27.065	+0.522	32.822	+0.688
13	P 24	SHARRAH Corben	USA	8	0.535	+0.014	13	56.159	12	7.352	+0.176	12	16.954	+0.402	13	27.235	+0.692	33.111	+0.977
14	P 457	CALLAN Joshua	AUS	6	0.534	+0.013	14	55.714	16	7.566	+0.390	15	17.217	+0.665	14	27.368	+0.825	33.167	+1.033
15	P 80	HERMAN David	USA	15	0.568	+0.047	6	59.491	15	7.421	+0.245	16	17.234	+0.682	15	27.477	+0.934	33.276	+1.142
16	P 84	VEIDE Rihards	LAT	3	0.528	+0.007	5	59.999	14	7.416	+0.240	14	17.211	+0.659	16	27.536	+0.993	33.308	+1.174

#### NOTES

° = Junior, P = Permanent Number



## BMX Supercross WC 2012 - Randaberg (NOR)

Randaberg-Arena  
SAT 14 APR 2012  
16:00

Elite Women  
Qualifying



### Results

	Rank	Bike Number	Name	NOC Code	Run1	Run2	Run3	Total Points
HEAT 1	1	P 11	POST Alise	USA	37.837 (2)	38.118 (2)	36.566 (1)	5 Q
	2	P 68	BUCHANAN Caroline	AUS	37.079 (1)	37.416 (1)	37.422 (3)	5 Q
	3	P 39	CARR Amanda	USA	38.180 (3)	40.289 (6)	37.174 (2)	11 Q
	4	6	RIMSAITE Vilma	LTU	40.236 (7)	38.234 (3)	38.433 (4)	14 Q
	5	P 57	AILLOUD Eva	FRA	38.797 (4)	39.460 (4)	40.304 (7)	15
	6	P 171	O'KEEFFE Teagan	RSA	40.046 (6)	39.535 (5)	38.994 (5)	16
	7	102	BRUNEL Floriane°	FRA	41.816 (8)	40.544 (7)	39.921 (6)	21
	8	P 55	CALLISTO Nicole	AUS	38.871 (5)	45.222 (8)	41.607 (8)	21
HEAT 2	1	3	POTTIER Magalie	FRA	37.187 (1)	37.488 (1)	37.225 (1)	3 Q
	2	P 971	VALENTINO Manon	FRA	37.505 (2)	38.180 (2)	37.376 (2)	6 Q
	3	P 446	DIAZ Gabriela Maria	ARG	38.181 (3)	38.268 (3)	39.495 (5)	11 Q
	4	P 83	HORAKOVA Jana	CZE	38.620 (5)	38.488 (4)	38.369 (4)	13 Q
	5	P 21	REYNOLDS Lauren	AUS	38.667 (6)	1:19.369 (8)	38.052 (3)	17
	6	P 75	van BENTHEM Merle	NED	38.538 (4)	40.621 (5)	DNF (8)	17
	7	P 42	FAEHNDRICH Jenny	SUI	46.105 (8)	41.902 (6)	40.507 (6)	20
	8	116	STACY Shelby°	USA	40.392 (7)	42.643 (7)	41.381 (7)	21
HEAT 3	1	P 96	WALKER Sarah	NZL	38.238 (2)	38.092 (2)	37.224 (1)	5 Q
	2	P 22	le CORGUILLE Laetitia	FRA	37.312 (1)	37.460 (1)	38.457 (3)	5 Q
	3	P 555	McLEOD Melinda	AUS	39.110 (5)	38.699 (5)	37.921 (2)	12 Q
	4	P 52	HLADIKOVA Aneta	CZE	38.424 (3)	38.464 (4)	39.387 (5)	12 Q
	5	P 86	le CORGUILLE Audrey	FRA	39.008 (4)	38.168 (3)	41.445 (8)	15
	6	P 66	KLAUS Lieke	NED	40.069 (6)	40.177 (8)	39.214 (4)	18
	7	P 38	TAYLOR Abbie	GBR	40.610 (7)	39.875 (7)	39.783 (6)	20
	8	109	QUINALHA Bianca	BRA	40.780 (8)	39.769 (6)	41.344 (7)	21
HEAT 4	1	P 32	CRAIN Brooke	USA	37.646 (1)	37.361 (1)	37.183 (1)	3 Q
	2	P 31	GEVING Amanda	USA	38.989 (3)	37.838 (3)	37.317 (2)	8 Q
	3	P 15	MARTIN Arielle	USA	38.866 (2)	37.551 (2)	38.113 (4)	8 Q
	4	P 27	LABOUNKOVA Romana	CZE	40.273 (7)	38.561 (5)	37.820 (3)	15 Q
	5	P 41	HEREIJGERS Maartje	NED	39.042 (4)	39.375 (7)	38.554 (5)	16
	6	110	SMULDERS Laura	NED	1:12.543 (8)	38.003 (4)	38.623 (6)	18
	7	P 95	COTTEREAU Blandine	FRA	39.507 (5)	39.400 (8)	39.217 (7)	20
	8	P 91	van HOOFF Elke	BEL	39.653 (6)	38.889 (6)	39.352 (8)	20


**Qualification Rule:** best 4 riders from each heat after 3 runs qualify for the next round. Remainder are eliminated.

#### NOTES

° = Junior, P = Permanent Number

#### LEGEND

DNF Did Not Finish      Q Qualified

Timing and Results by  SWISS TIMING

[www.bmxnorway.com](http://www.bmxnorway.com)

[www.bmx-results.com](http://www.bmx-results.com)

CBW01\_73B 1.0

Report Created SAT 14 APR 2012 17:28

Page 1 / 1



# BMX Supercross WC 2012 - Randaberg (NOR)

Randaberg-Arena  
SAT 14 APR 2012  
16:00

Elite Women  
Qualifying



## Moto Sheets

### Heat 1

Rank	Bike Number	Name	Run1					Run2					Run3					Total Points
			Gate Select. Order	Gate Number	Time	Pts	Rank	Gate Select. Order	Gate Number	Time	Pts	Rank	Gate Select. Order	Gate Number	Time	Pts	Rank	
1	P 11	POST Alise	3	2	37.837	(2)	2	2	2	38.118	(2)	2	2	2	36.566	(1)	1	5 Q
2	P 68	BUCHANAN Caroline	1	1	37.079	(1)	1	1	1	37.416	(1)	1	1	1	37.422	(3)	3	5 Q
3	P 39	CARR Amanda	4	6	38.180	(3)	3	3	3	40.289	(6)	6	6	6	37.174	(2)	2	11 Q
4	6	RIMSAITE Vilma	5	4	40.236	(7)	7	7	6	38.234	(3)	3	3	5	38.433	(4)	4	14 Q
5	P 57	AILLOUD Eva	2	5	38.797	(4)	4	4	4	39.460	(4)	4	4	3	40.304	(7)	7	15
6	P 171	O'KEEFFE Teagan	7	8	40.046	(6)	6	6	5	39.535	(5)	5	5	4	38.994	(5)	5	16
7	102	BRUNEL Floriane°	8	3	41.816	(8)	8	8		40.544	(7)	7	7	7	39.921	(6)	6	21
8	P 55	CALLISTO Nicole	6	7	38.871	(5)	5	5	7	45.222	(8)	8	8	8	41.607	(8)	8	21



# BMX Supercross WC 2012 - Randaberg (NOR)

Randaberg-Arena  
SAT 14 APR 2012  
16:00

Elite Women  
Qualifying



## Moto Sheets

### Heat 2

Rank	Bike Number	Name	Run1				Run2					Run3					Total Points		
			Gate Select. Order	Gate Number	Time	Pts	Rank	Gate Select. Order	Gate Number	Time	Pts	Rank	Gate Select. Order	Gate Number	Time	Pts		Rank	
1	3	POTTIER Magalie	1	1	37.187	(1)	1	1	1	37.488	(1)	1	1	1	37.225	(1)	1	3	Q
2	P 971	VALENTINO Manon	3	3	37.505	(2)	2	2	2	38.180	(2)	2	2	2	37.376	(2)	2	6	Q
3	P 446	DIAZ Gabriela Maria	5	5	38.181	(3)	3	3	5	38.268	(3)	3	3	6	39.495	(5)	5	11	Q
4	P 83	HORAKOVA Jana	2	2	38.620	(5)	5	5	6	38.488	(4)	4	4	3	38.369	(4)	4	13	Q
5	P 21	REYNOLDS Lauren	4	4	38.667	(6)	6	6	4	1:19.369	(8)	8	8	5	38.052	(3)	3	17	
6	P 75	van BENTHEM Merle	6	6	38.538	(4)	4	4	3	40.621	(5)	5	5	4	DNF	(8)	8	17	
7	P 42	FAEHNDRICH Jenny	8	7	46.105	(8)	8	8	8	41.902	(6)	6	6	7	40.507	(6)	6	20	
8	116	STACY Shelby°	7	8	40.392	(7)	7	7	7	42.643	(7)	7	7	8	41.381	(7)	7	21	



# BMX Supercross WC 2012 - Randaberg (NOR)

Randaberg-Arena  
SAT 14 APR 2012  
16:00

Elite Women  
Qualifying



## Moto Sheets

### Heat 3

Rank	Bike Number	Name	Run1					Run2					Run3					Total Points
			Gate Select. Order	Gate Number	Time	Pts	Rank	Gate Select. Order	Gate Number	Time	Pts	Rank	Gate Select. Order	Gate Number	Time	Pts	Rank	
1	P 96	WALKER Sarah	2	2	38.238	(2)	2	2	2	38.092	(2)	2	2	2	37.224	(1)	1	5 Q
2	P 22	le CORGUILLE Laetitia	1	1	37.312	(1)	1	1	1	37.460	(1)	1	1	1	38.457	(3)	3	5 Q
3	P 555	McLEOD Melinda	5	5	39.110	(5)	5	5	5	38.699	(5)	5	5	8	37.921	(2)	2	12 Q
4	P 52	HLADIKOVA Aneta	4	4	38.424	(3)	3	3	3	38.464	(4)	4	4	4	39.387	(5)	5	12 Q
5	P 86	le CORGUILLE Audrey	6	6	39.008	(4)	4	4	4	38.168	(3)	3	3	3	41.445	(8)	8	15
6	P 66	KLAUS Lieke	7	7	40.069	(6)	6	6	6	40.177	(8)	8	8	7	39.214	(4)	4	18
7	P 38	TAYLOR Abbie	3	3	40.610	(7)	7	7	7	39.875	(7)	7	7	6	39.783	(6)	6	20
8	109	QUINALHA Bianca	8	8	40.780	(8)	8	8	8	39.769	(6)	6	6	5	41.344	(7)	7	21



# BMX Supercross WC 2012 - Randaberg (NOR)

Randaberg-Arena  
SAT 14 APR 2012  
16:00

Elite Women  
Qualifying



## Moto Sheets

### Heat 4

Rank	Bike Number	Name	Run1					Run2					Run3					Total Points
			Gate Select. Order	Gate Number	Time	Pts	Rank	Gate Select. Order	Gate Number	Time	Pts	Rank	Gate Select. Order	Gate Number	Time	Pts	Rank	
1	P 32	CRAIN Brooke	1	1	37.646	(1)	1	1	1	37.361	(1)	1	1	1	37.183	(1)	1	3 Q
2	P 31	GEVING Amanda	4	4	38.989	(3)	3	3	5	37.838	(3)	3	3	5	37.317	(2)	2	8 Q
3	P 15	MARTIN Arielle	6	5	38.866	(2)	2	2	2	37.551	(2)	2	2	2	38.113	(4)	4	8 Q
4	P 27	LABOUNKOVA Romana	2	2	40.273	(7)	7	7	3	38.561	(5)	5	5	6	37.820	(3)	3	15 Q
5	P 41	HEREIJGERS Maartje	7	7	39.042	(4)	4	4	4	39.375	(7)	7	7	7	38.554	(5)	5	16
6	110	SMULDERS Laura	5	3	1:12.543	(8)	8	8	6	38.003	(4)	4	4	3	38.623	(6)	6	18
7	P 95	COTTEREAU Blandine	8	6	39.507	(5)	5	5	8	39.400	(8)	8	8	4	39.217	(7)	7	20
8	P 91	van HOOFF Elke	3	8	39.653	(6)	6	6	7	38.889	(6)	6	6	8	39.352	(8)	8	20

#### NOTES

° = Junior, P = Permanent Number

Timing and Results by SWISS TIMING  
CBW00\_74B\_M 1.0

www.bmxnorway.com  
Report Created SAT 14 APR 2012 17:29

www.bmx-results.com  
Page 4 / 4



## BMX Supercross WC 2012 - Randaberg (NOR)

Randaberg-Arena  
SAT 14 APR 2012  
16:12

Elite Men  
Qualifying



### Results

	Rank	Bike Number	Name	NOC Code	Run1	Run2	Run3	Total Points
HEAT 1	1	7	FIELDS Connor	USA	32.829 (1)	32.848 (1)	32.466 (1)	3 Q
	2	P 84	VEIDE Rihards	LAT	33.012 (2)	33.240 (3)	32.658 (2)	7 Q
	3	8	MOO CAILLE Moana	FRA	33.491 (3)	33.099 (2)	36.766 (6)	11 Q
	4	P 101	HARRIS Bubba	USA	33.964 (4)	33.951 (5)	33.667 (3)	12 Q
	5	P 152	GALAN CARRASCO Pablo	ESP	34.121 (5)	33.523 (4)	34.953 (4)	13
	6	P 246	SOPPELSA Dino	SUI	37.183 (8)	35.012 (7)	35.450 (5)	20
	7	P 114	CASTRO HERRERA Augusto	COL	34.595 (6)	34.201 (6)	49.483 (8)	20
	8	P 15	SCHERPEN Martijn	NED	35.204 (7)	35.022 (8)	38.698 (7)	22
HEAT 2	1	P 121	van der BIEZEN Raymon	NED	33.045 (1)	33.423 (1)	32.657 (1)	3 Q
	2	5	KIRKHAM Brian	AUS	33.285 (2)	33.680 (2)	32.996 (2)	6 Q
	3	207	TEULLET Denis	FRA	33.751 (4)	44.137 (5)	33.399 (3)	12 Q
	4	P 28	de VECCHI Manuel	ITA	34.537 (6)	34.523 (3)	33.666 (4)	13 Q
	5	P 211	EVANS Kyle	GBR	33.633 (3)	43.937 (4)	37.778 (8)	15
	6	139	DUCHENE Simon	FRA	34.449 (5)	DNF (8)	33.998 (5)	18
	7	P 161	van de WETERING Glenn	NED	34.965 (7)	1:11.660 (7)	34.964 (6)	20
	8	P 43	LAPRAZ Yvan	SUI	35.224 (8)	1:02.668 (6)	36.764 (7)	21
HEAT 3	1	P 91	WILLOUGHBY Sam	AUS	32.974 (1)	32.933 (1)	32.372 (1)	3 Q
	2	P 777	WILLERS Marc	NZL	33.444 (2)	33.932 (4)	32.968 (2)	8 Q
	3	P 322	PIZARRO Ernesto	ARG	33.752 (4)	33.784 (3)	33.722 (4)	11 Q
	4	P 97	YOUNG Khalen	AUS	33.733 (3)	33.452 (2)	34.288 (6)	11 Q
	5	P 148	van GENDT Twan	NED	34.380 (6)	34.633 (8)	33.303 (3)	17
	6	P 689	BAIER Maik	GER	34.743 (7)	34.272 (6)	34.097 (5)	18
	7	P 24	SHARRAH Corben	USA	34.111 (5)	34.215 (5)	36.000 (8)	18
	8	P 126	ENDARA MADERA Fausto Andres	ECU	35.089 (8)	34.558 (7)	34.494 (7)	22
HEAT 4	1	P 95	NOBLES Barry	USA	32.995 (1)	32.905 (2)	33.943 (4)	7 Q
	2	P 365	DAY Mike	USA	33.954 (5)	32.776 (1)	33.503 (2)	8 Q
	3	P 717	JIMENEZ CAICEDO Andres Eduardo	COL	33.212 (2)	34.047 (5)	33.896 (3)	10 Q
	4	P 572	BRETHAUER Luis	GER	33.401 (3)	33.281 (3)	34.236 (6)	12 Q
	5	P 41	MANKUS Toms	LAT	49.037 (8)	33.516 (4)	33.011 (1)	13
	6	197	REZENDE Renato	BRA	33.739 (4)	34.230 (6)	36.108 (7)	17
	7	P 10	ROBINSON Donny	USA	34.365 (6)	34.622 (7)	34.197 (5)	18
	8	P 98	ROGERS Jason	USA	35.082 (7)	38.584 (8)	36.694 (8)	23
HEAT 5	1	P 65	PHILLIPS Liam	GBR	32.925 (1)	32.815 (1)	32.425 (1)	3 Q
	2	P 80	HERMAN David	USA	33.219 (2)	33.624 (5)	32.998 (2)	9 Q
	3	P 105	NHLAPO Sifiso	RSA	33.692 (3)	33.113 (2)	33.401 (4)	9 Q
	4	P 13	RINDERKNECHT Roger	SUI	33.926 (6)	33.317 (3)	33.222 (3)	12 Q
	5	P 421	RICCARDI Romain	ITA	33.815 (4)	33.420 (4)	33.450 (5)	13
	6	P 115	GOUX Lilian	FRA	33.891 (5)	36.184 (7)	34.237 (6)	18
	7	P 954	FAORO Tyler	USA	34.382 (7)	34.251 (6)	35.449 (8)	21
	8	157	MARTINS FERREIRA Igor	BRA	36.534 (8)	38.238 (8)	35.271 (7)	23



## BMX Supercross WC 2012 - Randaberg (NOR)

Randaberg-Arena  
SAT 14 APR 2012  
16:12

Elite Men  
Qualifying



### Results

	Rank	Bike Number	Name	NOC Code	Run1	Run2	Run3	Total Points
HEAT 6	1	P 49	NYHAUG Tory	CAN	32.940 (1)	32.608 (1)	32.888 (1)	3 Q
	2	P 64	LONG Nicholas	USA	33.926 (2)	33.292 (2)	33.258 (2)	6 Q
	3	P 86	ANTHONY Alex	USA	34.812 (5)	33.450 (3)	33.724 (4)	12 Q
	4	P 32	KARTFJORD Sebastian	NOR	34.211 (3)	33.856 (5)	33.997 (5)	13 Q
	5	194	RAMIREZ YEPEZ Carlos Alberto <sup>o</sup>	COL	41.426 (7)	33.460 (4)	33.481 (3)	14
	6	P 12	PROKOP Michal	CZE	34.663 (4)	34.830 (7)	34.508 (6)	17
	7	P 20	AGUILUZ Andre Fossa	NOR	37.620 (6)	DNF (8)	35.479 (7)	21
	8	145	HELLEVIK Martin	NOR	DNF (8)	34.761 (6)	36.041 (8)	22
HEAT 7	1	1	DAUDET Joris	FRA	33.037 (1)	32.868 (1)	32.659 (1)	3 Q
	2	P 373	BLANC Renaud	SUI	33.684 (4)	33.721 (4)	33.511 (3)	11 Q
	3	P 666	van der PUTTEN Ivo	NED	34.790 (8)	32.870 (2)	33.174 (2)	12 Q
	4	P 457	CALLAN Joshua	AUS	33.450 (3)	33.667 (3)	34.738 (6)	12 Q
	5	P 48	GRAF David	SUI	33.211 (2)	34.575 (7)	34.011 (4)	13
	6	P 169	GODET Julien	FRA	34.651 (6)	34.059 (5)	34.283 (5)	16
	7	P 96	MARTINEZ Lorin	FRA	33.733 (5)	34.279 (6)	DNF (8)	19
	8	P 77	de WILDE Robert	NED	34.779 (7)	1:00.922 (8)	1:04.836 (7)	22
HEAT 8	1	P 120	PELLUARD Vincent	FRA	34.013 (2)	33.349 (2)	32.887 (1)	5 Q
	2	P 102	THERKILDSEN Morten	DEN	34.649 (5)	33.457 (3)	33.366 (2)	10 Q
	3	6	OQUENDO ZABALA Carlos Mario	COL	33.336 (1)	34.391 (6)	33.411 (3)	10 Q
	4	P 14	CALEYRON Quentin	FRA	34.383 (4)	32.975 (1)	1:06.962 (5)	10 Q
	5	P 144	DEAN Anthony	AUS	34.179 (3)	33.639 (4)	DNF (7)	14
	6	P 376	COOK Kory	USA	35.236 (6)	34.361 (5)	43.058 (4)	15
	7	P 972	HAMON Thomas	FRA	1:01.901 (7)	36.040 (7)	1:18.936 (6)	20
	8	233	CAMPO Alfredo	ECU	DNF (8)	DNS (10)	DNS (10)	DSQ


**Qualification Rule:** best 4 riders from each heat after 3 runs qualify for the next round. Remainder are eliminated.

#### NOTES

<sup>o</sup> = Junior, P = Permanent Number

#### LEGEND

DNF Did Not Finish      DNS Did Not Start      DSQ Disqualified      Q Qualified

Timing and Results by  SWISS TIMING

[www.bmxnorway.com](http://www.bmxnorway.com)

[www.bmx-results.com](http://www.bmx-results.com)

CBM01\_73B 1.0

Report Created SAT 14 APR 2012 17:46

Page 2 / 2





# BMX Supercross WC 2012 - Randaberg (NOR)

Randaberg-Arena  
SAT 14 APR 2012  
16:12

Elite Men  
Qualifying



## Moto Sheets

### Heat 1

Rank	Bike Number	Name	Run1					Run2					Run3					Total Points	
			Gate Select. Order	Gate Number	Time	Pts	Rank	Gate Select. Order	Gate Number	Time	Pts	Rank	Gate Select. Order	Gate Number	Time	Pts	Rank		
1	7	FIELDS Connor	1	1	32.829	(1)	1	1	1	32.848	(1)	1	1	1	32.466	(1)	1	3	Q
2	P 84	VEIDE Rihards	2	2	33.012	(2)	2	2	2	33.240	(3)	3	3	3	32.658	(2)	2	7	Q
3	8	MOO CAILLE Moana	5	5	33.491	(3)	3	3	3	33.099	(2)	2	2	2	36.766	(6)	6	11	Q
4	P 101	HARRIS Bubba	4	4	33.964	(4)	4	4	4	33.951	(5)	5	5	5	33.667	(3)	3	12	Q
5	P 152	GALAN CARRASCO Pablo	6	6	34.121	(5)	5	5	5	33.523	(4)	4	4	4	34.953	(4)	4	13	
6	P 246	SOPPELSA Dino	8	8	37.183	(8)	8	8	8	35.012	(7)	7	7	8	35.450	(5)	5	20	
7	P 114	CASTRO HERRERA Augusto	3	3	34.595	(6)	6	6	6	34.201	(6)	6	6	6	49.483	(8)	8	20	
8	P 15	SCHERPEN Martijn	7	7	35.204	(7)	7	7	7	35.022	(8)	8	8	7	38.698	(7)	7	22	



# BMX Supercross WC 2012 - Randaberg (NOR)

Randaberg-Arena  
SAT 14 APR 2012  
16:12

Elite Men  
Qualifying



## Moto Sheets

### Heat 2

Rank	Bike Number	Name	Run1				Run2				Run3				Total Points		
			Gate Select. Order	Gate Number	Time	Pts	Rank	Gate Select. Order	Gate Number	Time	Pts	Rank	Gate Select. Order	Gate Number		Time	Pts
1	P 121	van der BIEZEN Raymon	1	1	33.045	(1)	1	1	33.423	(1)	1	1	1	32.657	(1)	1	3 Q
2	5	KIRKHAM Brian	2	3	33.285	(2)	2	2	33.680	(2)	2	2	3	32.996	(2)	2	6 Q
3	207	TEULLET Denis	6	6	33.751	(4)	4	4	44.137	(5)	5	5	5	33.399	(3)	3	12 Q
4	P 28	de VECCHI Manuel	3	4	34.537	(6)	6	6	34.523	(3)	3	3	2	33.666	(4)	4	13 Q
5	P 211	EVANS Kyle	4	2	33.633	(3)	3	3	43.937	(4)	4	4	4	37.778	(8)	8	15
6	139	DUCHENE Simon	5	5	34.449	(5)	5	5	DNF	(8)	8	8	8	33.998	(5)	5	18
7	P 161	van de WETERING Glenn	7	7	34.965	(7)	7	7	1:11.660	(7)	7	7	7	34.964	(6)	6	20
8	P 43	LAPRAZ Yvan	8	8	35.224	(8)	8	8	1:02.668	(6)	6	6	6	36.764	(7)	7	21



# BMX Supercross WC 2012 - Randaberg (NOR)

Randaberg-Arena  
SAT 14 APR 2012  
16:12

Elite Men  
Qualifying



## Moto Sheets

### Heat 3

Rank	Bike Number	Name	Run1					Run2					Run3					Total Points
			Gate Select. Order	Gate Number	Time	Pts	Rank	Gate Select. Order	Gate Number	Time	Pts	Rank	Gate Select. Order	Gate Number	Time	Pts	Rank	
1	P 91	WILLOUGHBY Sam	1	1	32.974	(1)	1	1	32.933	(1)	1	1	1	32.372	(1)	1	3	Q
2	P 777	WILLERS Marc	8	7	33.444	(2)	2	2	33.932	(4)	4	4	4	32.968	(2)	2	8	Q
3	P 322	PIZARRO Ernesto	6	6	33.752	(4)	4	4	33.784	(3)	3	3	3	33.722	(4)	4	11	Q
4	P 97	YOUNG Khalen	4	4	33.733	(3)	3	3	33.452	(2)	2	2	2	34.288	(6)	6	11	Q
5	P 148	van GENDT Twan	3	3	34.380	(6)	6	6	34.633	(8)	8	8	7	33.303	(3)	3	17	
6	P 689	BAIER Maik	7	8	34.743	(7)	7	7	34.272	(6)	6	6	8	34.097	(5)	5	18	
7	P 24	SHARRAH Corben	2	2	34.111	(5)	5	5	34.215	(5)	5	5	5	36.000	(8)	8	18	
8	P 126	ENDARA MADERA Fausto Andres	5	5	35.089	(8)	8	8	34.558	(7)	7	7	6	34.494	(7)	7	22	



# BMX Supercross WC 2012 - Randaberg (NOR)

Randaberg-Arena  
SAT 14 APR 2012  
16:12

Elite Men  
Qualifying



## Moto Sheets

### Heat 4

Rank	Bike Number	Name	Run1					Run2					Run3					Total Points	
			Gate Select. Order	Gate Number	Time	Pts	Rank	Gate Select. Order	Gate Number	Time	Pts	Rank	Gate Select. Order	Gate Number	Time	Pts	Rank		
1	P 95	NOBLES Barry	3	3	32.995	(1)	1	1	1	32.905	(2)	2	2	2	33.943	(4)	4	7	Q
2	P 365	DAY Mike	1	1	33.954	(5)	5	5	5	32.776	(1)	1	1	1	33.503	(2)	2	8	Q
3	P 717	JIMENEZ CAICEDO Andres Eduardo	6	6	33.212	(2)	2	2	2	34.047	(5)	5	5	4	33.896	(3)	3	10	Q
4	P 572	BRETHAUER Luis	2	2	33.401	(3)	3	3	3	33.281	(3)	3	3	3	34.236	(6)	6	12	Q
5	P 41	MANKUS Toms	4	4	49.037	(8)	8	8	7	33.516	(4)	4	4	5	33.011	(1)	1	13	
6	197	REZENDE Renato	5	5	33.739	(4)	4	4	4	34.230	(6)	6	6	6	36.108	(7)	7	17	
7	P 10	ROBINSON Donny	8	7	34.365	(6)	6	6	6	34.622	(7)	7	7	8	34.197	(5)	5	18	
8	P 98	ROGERS Jason	7	8	35.082	(7)	7	7	8	38.584	(8)	8	8	7	36.694	(8)	8	23	



# BMX Supercross WC 2012 - Randaberg (NOR)

Randaberg-Arena  
SAT 14 APR 2012  
16:12

Elite Men  
Qualifying



## Moto Sheets

### Heat 5

Rank	Bike Number	Name	Run1					Run2					Run3					Total Points
			Gate Select. Order	Gate Number	Time	Pts	Rank	Gate Select. Order	Gate Number	Time	Pts	Rank	Gate Select. Order	Gate Number	Time	Pts	Rank	
1	P 65	PHILLIPS Liam	1	1	32.925	(1)	1	1	1	32.815	(1)	1	1	1	32.425	(1)	1	3 Q
2	P 80	HERMAN David	2	4	33.219	(2)	2	2	4	33.624	(5)	5	5	6	32.998	(2)	2	9 Q
3	P 105	NHLAPO Sifiso	4	5	33.692	(3)	3	3	5	33.113	(2)	2	2	5	33.401	(4)	4	9 Q
4	P 13	RINDERKNECHT Roger	6	6	33.926	(6)	6	6	6	33.317	(3)	3	3	2	33.222	(3)	3	12 Q
5	P 421	RICCARDI Romain	5	3	33.815	(4)	4	4	3	33.420	(4)	4	4	3	33.450	(5)	5	13
6	P 115	GOUX Lilian	3	2	33.891	(5)	5	5	2	36.184	(7)	7	7	7	34.237	(6)	6	18
7	P 954	FAORO Tyler	7	8	34.382	(7)	7	7	8	34.251	(6)	6	6	8	35.449	(8)	8	21
8	157	MARTINS FERREIRA Igor	8	7	36.534	(8)	8	8	7	38.238	(8)	8	8	4	35.271	(7)	7	23



# BMX Supercross WC 2012 - Randaberg (NOR)

Randaberg-Arena  
SAT 14 APR 2012  
16:12

Elite Men  
Qualifying



## Moto Sheets

### Heat 6

Rank	Bike Number	Name	Run1					Run2					Run3					Total Points	
			Gate Select. Order	Gate Number	Time	Pts	Rank	Gate Select. Order	Gate Number	Time	Pts	Rank	Gate Select. Order	Gate Number	Time	Pts	Rank		
1	P 49	NYHAUG Tory	1	1	32.940	(1)	1	1	1	32.608	(1)	1	1	1	32.888	(1)	1	3	Q
2	P 64	LONG Nicholas	3	3	33.926	(2)	2	2	2	33.292	(2)	2	2	2	33.258	(2)	2	6	Q
3	P 86	ANTHONY Alex	4	2	34.812	(5)	5	5	5	33.450	(3)	3	3	3	33.724	(4)	4	12	Q
4	P 32	KARTFJORD Sebastian	5	5	34.211	(3)	3	3	3	33.856	(5)	5	5	5	33.997	(5)	5	13	Q
5	194	RAMIREZ YEPEZ Carlos Alberto°	8	8	41.426	(7)	7	7	7	33.460	(4)	4	4	4	33.481	(3)	3	14	
6	P 12	PROKOP Michal	6	6	34.663	(4)	4	4	4	34.830	(7)	7	7	7	34.508	(6)	6	17	
7	P 20	AGUILUZ Andre Fossa	2	4	37.620	(6)	6	6	6	DNF	(8)	8	8	6	35.479	(7)	7	21	
8	145	HELLEVIK Martin	7	7	DNF	(8)	8	8	8	34.761	(6)	6	6	8	36.041	(8)	8	22	



# BMX Supercross WC 2012 - Randaberg (NOR)

Randaberg-Arena  
SAT 14 APR 2012  
16:12

Elite Men  
Qualifying



## Moto Sheets

### Heat 7

Rank	Bike Number	Name	Run1					Run2					Run3					Total Points	
			Gate Select. Order	Gate Number	Time	Pts	Rank	Gate Select. Order	Gate Number	Time	Pts	Rank	Gate Select. Order	Gate Number	Time	Pts	Rank		
1	1	DAUDET Joris	1	1	33.037	(1)	1	1	32.868	(1)	1	1	1	32.659	(1)	1	3	Q	
2	P 373	BLANC Renaud	6	7	33.684	(4)	4	4	33.721	(4)	4	4	4	33.511	(3)	3	11	Q	
3	P 666	van der PUTTEN Ivo	7	6	34.790	(8)	8	8	32.870	(2)	2	2	2	33.174	(2)	2	12	Q	
4	P 457	CALLAN Joshua	2	2	33.450	(3)	3	3	33.667	(3)	3	3	3	34.738	(6)	6	12	Q	
5	P 48	GRAF David	3	3	33.211	(2)	2	2	34.575	(7)	7	7	8	34.011	(4)	4	13		
6	P 169	GODET Julien	8	8	34.651	(6)	6	6	34.059	(5)	5	5	5	34.283	(5)	5	16		
7	P 96	MARTINEZ Lorin	5	5	33.733	(5)	5	5	34.279	(6)	6	6	6	DNF	(8)	8	19		
8	P 77	de WILDE Robert	4	4	34.779	(7)	7	7	6	1:00.922	(8)	8	8	7	1:04.836	(7)	7	22	



# BMX Supercross WC 2012 - Randaberg (NOR)

Randaberg-Arena  
SAT 14 APR 2012  
16:12

Elite Men  
Qualifying



## Moto Sheets

### Heat 8

Rank	Bike Number	Name	Run1					Run2					Run3					Total Points	
			Gate Select. Order	Gate Number	Time	Pts	Rank	Gate Select. Order	Gate Number	Time	Pts	Rank	Gate Select. Order	Gate Number	Time	Pts	Rank		
1	P 120	PELLUARD Vincent	2	2	34.013	(2)	2	2	2	33.349	(2)	2	2	2	32.887	(1)	1	5	Q
2	P 102	THERKILDSEN Morten	4	4	34.649	(5)	5	5	5	33.457	(3)	3	3	3	33.366	(2)	2	10	Q
3	6	OQUENDO ZABALA Carlos Mario	1	1	33.336	(1)	1	1	1	34.391	(6)	6	6	5	33.411	(3)	3	10	Q
4	P 14	CALEYRON Quentin	3	3	34.383	(4)	4	4	4	32.975	(1)	1	1	1	1:06.962	(5)	5	10	Q
5	P 144	DEAN Anthony	8	7	34.179	(3)	3	3	3	33.639	(4)	4	4	4	DNF	(7)	7	14	
6	P 376	COOK Kory	7	8	35.236	(6)	6	6	6	34.361	(5)	5	5	7	43.058	(4)	4	15	
7	P 972	HAMON Thomas	5	5	1:01.901	(7)	7	7	7	36.040	(7)	7	7	6	1:18.936	(6)	6	20	
	233	CAMPO Alfredo	6	6	DNF	(8)	8	8		DNS	(10)	8	8		DNS	(10)	8	DSQ	

#### NOTES

° = Junior, P = Permanent Number





## BMX Supercross WC 2012 - Randaberg (NOR)

Randaberg-Arena  
SAT 14 APR 2012  
18:40

Elite Men  
1/4 Finals



### Results

	Rank	Bike Number	Name	NOC Code	Time
HEAT 1	1	7	FIELDS Connor	USA	32.416 Q
	2	5	KIRKHAM Brian	AUS	32.577 Q
	3	P 121	van der BIEZEN Raymon	NED	32.829 Q
	4	P 84	VEIDE Rihards	LAT	33.190 Q
	5	P 28	de VECCHI Manuel	ITA	33.834
	6	207	TEULLET Denis	FRA	34.241
	7	8	MOO CAILLE Moana	FRA	34.254
	8	P 101	HARRIS Bubba	USA	DNF
HEAT 2	1	P 91	WILLOUGHBY Sam	AUS	32.701 Q
	2	P 365	DAY Mike	USA	33.127 Q
	3	P 97	YOUNG Khalen	AUS	33.317 Q
	4	P 322	PIZARRO Ernesto	ARG	33.695 Q
	5	P 717	JIMENEZ CAICEDO Andres Eduardo	COL	33.970
	6	P 572	BRETHAUER Luis	GER	34.717
	7	P 95	NOBLES Barry	USA	1:19.993
	8	P 777	WILLERS Marc	NZL	1:34.684
HEAT 3	1	P 65	PHILLIPS Liam	GBR	32.430 Q
	2	P 49	NYHAUG Tory	CAN	33.000 Q
	3	P 13	RINDERKNECHT Roger	SUI	33.106 Q
	4	P 80	HERMAN David	USA	33.111 Q
	5	P 86	ANTHONY Alex	USA	33.946
	6	P 105	NHLAPO Sifiso	RSA	34.079
	7	P 32	KARTFJORD Sebastian	NOR	34.728
	8	P 64	LONG Nicholas	USA	1:11.511
HEAT 4	1	1	DAUDET Joris	FRA	32.455 Q
	2	P 102	THERKILDSEN Morten	DEN	32.971 Q
	3	6	OQUENDO ZABALA Carlos Mario	COL	32.979 Q
	4	P 14	CALEYRON Quentin	FRA	33.380 Q
	5	P 457	CALLAN Joshua	AUS	33.519
	6	P 120	PELLUARD Vincent	FRA	33.548
	7	P 373	BLANC Renaud	SUI	33.688
	8	P 666	van der PUTTEN Ivo	NED	34.297


**Qualification Rule:** best 4 riders from each heat qualify for the next round. Remainder are eliminated.

#### NOTES

° = Junior, P = Permanent Number

#### LEGEND

DNF Did Not Finish      Q Qualified

Timing and Results by  SWISS TIMING

[www.bmxnorway.com](http://www.bmxnorway.com)

[www.bmx-results.com](http://www.bmx-results.com)

CBM01\_73B 1.0

Report Created SAT 14 APR 2012 18:46

Page 1 / 1



## BMX Supercross WC 2012 - Randaberg (NOR)

Randaberg-Arena  
SAT 14 APR 2012  
19:10

Elite Women  
Semifinal



### Results

	Rank	Bike Number	Name	NOC Code	Time
HEAT 1	1	3	POTTIER Magalie	FRA	37.017 Q
	2	P 11	POST Alise	USA	37.417 Q
	3	6	RIMSAITE Vilma	LTU	38.031 Q
	4	P 68	BUCHANAN Caroline	AUS	38.086 Q
	5	P 39	CARR Amanda	USA	38.566
	6	P 446	DIAZ Gabriela Maria	ARG	41.724
	7	P 971	VALENTINO Manon	FRA	DNF
	8	P 83	HORAKOVA Jana	CZE	DNF
HEAT 2	1	P 22	le CORGUILLE Laetitia	FRA	36.178 Q
	2	P 15	MARTIN Arielle	USA	36.999 Q
	3	P 96	WALKER Sarah	NZL	38.106 Q
	4	P 555	McLEOD Melinda	AUS	38.790 Q
	5	P 32	CRAIN Brooke	USA	38.952
	6	P 27	LABOUNKOVA Romana	CZE	39.203
	7	P 52	HLADIKOVA Aneta	CZE	39.725
	8	P 31	GEVING Amanda	USA	1:13.797


**Qualification Rule:** best 4 riders from each heat qualify for the finals. Remainder are eliminated.

#### NOTES

° = Junior, P = Permanent Number

#### LEGEND

DNF Did Not Finish      Q Qualified

Timing and Results by  SWISS TIMING

[www.bmxnorway.com](http://www.bmxnorway.com)

[www.bmx-results.com](http://www.bmx-results.com)

CBW01\_73B 1.0

Report Created SAT 14 APR 2012 19:10

Page 1 / 1



## BMX Supercross WC 2012 - Randaberg (NOR)

Randaberg-Arena  
SAT 14 APR 2012  
19:15

Elite Men  
Semifinal



### Results

	Rank	Bike Number	Name	NOC Code	Time
HEAT 1	1	7	FIELDS Connor	USA	32.029 Q
	2	P 91	WILLOUGHBY Sam	AUS	32.425 Q
	3	P 97	YOUNG Khalen	AUS	32.680 Q
	4	5	KIRKHAM Brian	AUS	32.956 Q
	5	P 322	PIZARRO Ernesto	ARG	33.354
	6	P 84	VEIDE Rihards	LAT	33.521
	7	P 121	van der BIEZEN Raymon	NED	33.596
	8	P 365	DAY Mike	USA	33.852
HEAT 2	1	P 65	PHILLIPS Liam	GBR	32.325 Q
	2	P 49	NYHAUG Tory	CAN	32.734 Q
	3	6	OQUENDO ZABALA Carlos Mario	COL	32.850 Q
	4	P 14	CALEYRON Quentin	FRA	33.063 Q
	5	P 80	HERMAN David	USA	33.412
	6	P 102	THERKILDSEN Morten	DEN	33.738
	7	P 13	RINDERKNECHT Roger	SUI	33.836
	8	1	DAUDET Joris	FRA	DNF


**Qualification Rule:** best 4 riders from each heat qualify for the finals. Remainder are eliminated.

#### NOTES

° = Junior, P = Permanent Number

#### LEGEND

DNF Did Not Finish      Q Qualified

Timing and Results by  SWISS TIMING

[www.bmxnorway.com](http://www.bmxnorway.com)

[www.bmx-results.com](http://www.bmx-results.com)

CBM01\_73B 1.0

Report Created SAT 14 APR 2012 19:17

Page 1 / 1



## BMX Supercross WC 2012 - Randaberg (NOR)

Randaberg-Arena  
SAT 14 APR 2012  
19:35

Elite Women  
Final



### Results


Rank	Bike Number	Name	NOC Code	Date of Birth	Time	Gap
1	P 68	BUCHANAN Caroline	AUS	24 OCT 1990	36.954	
2	3	POTTIER Magalie	FRA	16 MAR 1989	37.093	+0.139
3	P 11	POST Alise	USA	17 JAN 1991	37.755	+0.801
4	6	RIMSAITE Vilma	LTU	24 FEB 1983	38.555	+1.601
5	P 15	MARTIN Arielle	USA	30 JUL 1985	39.158	+2.204
6	P 555	McLEOD Melinda	AUS	12 FEB 1993	1:13.280	+36.326
7	P 22	le CORGUILLE Laetitia	FRA	29 JUL 1986	1:26.960	+50.006
8	P 96	WALKER Sarah	NZL	10 JUL 1988	DNF	

#### NOTES

° = Junior, P = Permanent Number

#### LEGEND

DNF Did Not Finish

Timing and Results by  SWISS TIMING

[www.bmxnorway.com](http://www.bmxnorway.com)

[www.bmx-results.com](http://www.bmx-results.com)

CBW01\_73C 1.0

Report Created SAT 14 APR 2012 19:35

Page 1 / 1



# BMX Supercross WC 2012 - Randaberg (NOR)

Randaberg-Arena  
SAT 14 APR 2012  
19:36

Elite Women



## Competition Bracket

Semifinals			Final		
------------	--	--	-------	--	--

Heat 1			Rk
3	POTTIER Magalie	FRA	1
11	POST Alise	USA	2
6	RIMSAITE Vilma	LTU	3
68	BUCHANAN Caroline	AUS	4
39	CARR Amanda	USA	5
446	DIAZ Gabriela Maria	ARG	6
971	VALENTINO Manon	FRA	7
83	HORAKOVA Jana	CZE	8

Heat 2			Rk
22	le CORGUILLE Laetitia	FRA	1
15	MARTIN Arielle	USA	2
96	WALKER Sarah	NZL	3
555	McLEOD Melinda	AUS	4
32	CRAIN Brooke	USA	5
27	LABOUNKOVA Romana	CZE	6
52	HLADIKOVA Aneta	CZE	7
31	GEVING Amanda	USA	8

Heat 1			Rk
68	BUCHANAN Caroline	AUS	1
3	POTTIER Magalie	FRA	2
11	POST Alise	USA	3
6	RIMSAITE Vilma	LTU	4
15	MARTIN Arielle	USA	5
555	McLEOD Melinda	AUS	6
22	le CORGUILLE Laetitia	FRA	7
96	WALKER Sarah	NZL	8

### LEGEND

Rk Rank



## BMX Supercross WC 2012 - Randaberg (NOR)

Randaberg-Arena  
SAT 14 APR 2012  
19:40

Elite Women  
Final



### Results Summary

Rank	Bike Number	Name	NOC Code	Heat	Position	Points	Result
------	-------------	------	----------	------	----------	--------	--------

#### Final

1	P 68	BUCHANAN Caroline	AUS		1		36.954
2	3	POTTIER Magalie	FRA		2		37.093
3	P 11	POST Alise	USA		3		37.755
4	6	RIMSAITE Vilma	LTU		4		38.555
5	P 15	MARTIN Arielle	USA		5		39.158
6	P 555	McLEOD Melinda	AUS		6		1:13.280
7	P 22	le CORGUILLE Laetitia	FRA		7		1:26.960
8	P 96	WALKER Sarah	NZL		8		DNF

#### Semifinal


9	P 39	CARR Amanda	USA	1	5	5	38.566
10	P 32	CRAIN Brooke	USA	2	5	5	38.952
11	P 27	LABOUNKOVA Romana	CZE	2	6	6	39.203
12	P 446	DIAZ Gabriela Maria	ARG	1	6	6	41.724
13	P 52	HLADIKOVA Aneta	CZE	2	7	7	
14	P 971	VALENTINO Manon	FRA	1	7	8	
15	P 31	GEVING Amanda	USA	2	8	8	1:13.797
16	P 83	HORAKOVA Jana	CZE	1	8	8	DNF

#### Qualifying

17	P 57	AILLOUD Eva	FRA	1	5	15	40.304
18	P 86	le CORGUILLE Audrey	FRA	3	5	15	41.445
19	P 41	HEREIJGERS Maartje	NED	4	5	16	
20	P 21	REYNOLDS Lauren	AUS	2	5	17	
21	P 171	O'KEEFFE Teagan	RSA	1	6	16	
22	P 75	van BENTHEM Merle	NED	2	6	17	
23	110	SMULDERS Laura	NED	4	6	18	38.623
24	P 66	KLAUS Lieke	NED	3	6	18	39.214
25	P 95	COTTEREAU Blandine	FRA	4	7	20	39.217
26	P 38	TAYLOR Abbie	GBR	3	7	20	39.783
27	P 42	FAEHNDRICH Jenny	SUI	2	7	20	40.507
28	102	BRUNEL Floriane°	FRA	1	7	21	
29	P 91	van HOOFF Elke	BEL	4	8	20	
30	109	QUINALHA Bianca	BRA	3	8	21	41.344
31	116	STACY Shelby°	USA	2	8	21	41.381
32	P 55	CALLISTO Nicole	AUS	1	8	21	41.607

#### Time Trial

33	120	SUVOROVA Natalia°	RUS		33		41.227
34	118	STEIN Squel	BRA		34		41.869
35	128	DANIELS Dominique	PUR		35		42.174
36	103	CHAVES MOROSINI Thaynara°	BRA		36		42.695
37	119	STEVUX CARNAVAL Priscila	BRA		37		44.126

Timing and Results by  SWISS TIMING

[www.bmxnorway.com](http://www.bmxnorway.com)

[www.bmx-results.com](http://www.bmx-results.com)

CBW\_74 1.0

Report Created SAT 14 APR 2012 19:37

Page 1 / 2



## BMX Supercross WC 2012 - Randaberg (NOR)

Randaberg-Arena  
SAT 14 APR 2012  
19:40

Elite Women  
Final



### Results Summary


Rank	Bike Number	Name	NOC Code	Heat	Position	Points	Result
38	125	BESKHMELNOVA Marina	RUS		38		46.361
39	P 477	le ROUX Enora	FRA		39		46.906
	P 12	READE Shanaze	GBR				DNS
	127	DIAZ Mariana	ARG				DNS
	115	SORIANO Florencia Ayelen	ARG				DNS
	P 469	HERNANDEZ Stefany	VEN				DNS

#### NOTES

° = Junior, P = Permanent Number

#### LEGEND

**DNF** Did Not Finish      **DNS** Did Not Start

Timing and Results by  SWISS TIMING

[www.bmxnorway.com](http://www.bmxnorway.com)

[www.bmx-results.com](http://www.bmx-results.com)

CBW\_74 1.0

Report Created SAT 14 APR 2012 19:37

Page 2 / 2



# BMX Supercross WC 2012 - Randaberg (NOR)

Randaberg-Arena  
SAT 14 APR 2012  
19:40

Elite Men  
Final



## Results

Rank	Bike Number	Name	NOC Code	Date of Birth	Time	Gap
1	7	FIELDS Connor	USA	14 SEP 1992	32.063	
2	P 91	WILLOUGHBY Sam	AUS	15 AUG 1991	32.065	+0.002
3	6	OQUENDO ZABALA Carlos Mario	COL	16 NOV 1987	33.482	+1.419
4	P 14	CALEYRON Quentin	FRA	30 JAN 1988	33.570	+1.507
5	5	KIRKHAM Brian	AUS	1 JAN 1986	34.623	+2.560
6	P 65	PHILLIPS Liam	GBR	11 MAR 1989	57.290	+25.227
7	P 49	NYHAUG Tory	CAN	17 APR 1992	1:01.596	+29.533
8	P 97	YOUNG Khalen	AUS	20 NOV 1984	DNF	

### NOTES

° = Junior, P = Permanent Number

### LEGEND

DNF Did Not Finish





# BMX Supercross WC 2012 - Randaberg (NOR)

Randaberg-Arena  
SAT 14 APR 2012  
19:51

Elite Men



## Competition Bracket

Quarterfinals	Semifinals	Final
---------------	------------	-------

Heat 1		Rk
7 FIELDS Connor	USA	1
5 KIRKHAM Brian	AUS	2
121 van der BIEZEN Raymon	NED	3
84 VEIDE Rihards	LAT	4
28 de VECCHI Manuel	ITA	5
207 TEULLET Denis	FRA	6
8 MOO CAILLE Moana	FRA	7
101 HARRIS Bubba	USA	8

Heat 2		Rk
91 WILLOUGHBY Sam	AUS	1
365 DAY Mike	USA	2
97 YOUNG Khalen	AUS	3
322 PIZARRO Ernesto	ARG	4
717 JIMENEZ CAIGEDO	COL	5
572 BRETHERAUER Luis	GER	6
95 NOBLES Barry	USA	7
777 WILLERS Marc	NZL	8

Heat 3		Rk
65 PHILLIPS Liam	GBR	1
49 NYHAUG Tory	CAN	2
13 RINDERKNECHT Roger	SUI	3
80 HERMAN David	USA	4
86 ANTHONY Alex	USA	5
105 NHLAPO Sifiso	RSA	6
32 KARTFJORD Sebastian	NOR	7
64 LONG Nicholas	USA	8


Heat 4		Rk
1 DAUDET Joris	FRA	1
102 THERKILDSEN Morten	DEN	2
6 OQUENDO ZABALA	COL	3
14 CALEYRON Quentin	FRA	4
457 CALLAN Joshua	AUS	5
120 PELLUARD Vincent	FRA	6
373 BLANC Renaud	SUI	7
666 van der PUTTEN Ivo	NED	8

Heat 1		Rk
7 FIELDS Connor	USA	1
91 WILLOUGHBY Sam	AUS	2
97 YOUNG Khalen	AUS	3
5 KIRKHAM Brian	AUS	4
322 PIZARRO Ernesto	ARG	5
84 VEIDE Rihards	LAT	6
121 van der BIEZEN Raymon	NED	7
365 DAY Mike	USA	8

Heat 2		Rk
65 PHILLIPS Liam	GBR	1
49 NYHAUG Tory	CAN	2
6 OQUENDO ZABALA	COL	3
14 CALEYRON Quentin	FRA	4
80 HERMAN David	USA	5
102 THERKILDSEN Morten	DEN	6
13 RINDERKNECHT Roger	SUI	7
1 DAUDET Joris	FRA	8

		Rk
7 FIELDS Connor	USA	1
91 WILLOUGHBY Sam	AUS	2
6 OQUENDO ZABALA	COL	3
14 CALEYRON Quentin	FRA	4
5 KIRKHAM Brian	AUS	5
65 PHILLIPS Liam	GBR	6
49 NYHAUG Tory	CAN	7
97 YOUNG Khalen	AUS	8

LEGEND
Rk Rank

Timing and Results by  SWISS TIMING

[www.bmxnorway.com](http://www.bmxnorway.com)

[www.bmx-results.com](http://www.bmx-results.com)

CBM01\_75 1.0

Report Created SAT 14 APR 2012 19:51

Page 1 / 1



## BMX Supercross WC 2012 - Randaberg (NOR)

Randaberg-Arena  
SAT 14 APR 2012  
19:45

Elite Men  
Final



### Results Summary

Rank	Bike Number	Name	NOC Code	Heat	Position	Points	Result
------	-------------	------	----------	------	----------	--------	--------

#### Final

1	7	FIELDS Connor	USA		1		32.063
2	P 91	WILLOUGHBY Sam	AUS		2		32.065
3	6	OQUENDO ZABALA Carlos Mario	COL		3		33.482
4	P 14	CALEYRON Quentin	FRA		4		33.570
5	5	KIRKHAM Brian	AUS		5		34.623
6	P 65	PHILLIPS Liam	GBR		6		57.290
7	P 49	NYHAUG Tory	CAN		7		1:01.596
8	P 97	YOUNG Khalen	AUS		8		DNF

#### Semifinal


9	P 322	PIZARRO Ernesto	ARG	1	5	5	33.354
10	P 80	HERMAN David	USA	2	5	5	33.412
11	P 84	VEIDE Rihards	LAT	1	6	6	33.521
12	P 102	THERKILDSEN Morten	DEN	2	6	6	33.738
13	P 121	van der BIEZEN Raymon	NED	1	7	7	33.596
14	P 13	RINDERKNECHT Roger	SUI	2	7	7	33.836
15	P 365	DAY Mike	USA	1	8	8	33.852
16	1	DAUDET Joris	FRA	2	8	8	DNF

#### 1/4 Finals

17	P 457	CALLAN Joshua	AUS	4	5	5	33.519
18	P 28	de VECCHI Manuel	ITA	1	5	5	33.834
19	P 86	ANTHONY Alex	USA	3	5	5	33.946
20	P 717	JIMENEZ CAICEDO Andres Eduardo	COL	2	5	5	33.970
21	P 120	PELLUARD Vincent	FRA	4	6	6	33.548
22	P 105	NHLAPO Sifiso	RSA	3	6	6	34.079
23	207	TEULLET Denis	FRA	1	6	6	34.241
24	P 572	BRETHAUER Luis	GER	2	6	6	34.717
25	P 373	BLANC Renaud	SUI	4	7	7	33.688
26	8	MOO CAILLE Moana	FRA	1	7	7	34.254
27	P 32	KARTFJORD Sebastian	NOR	3	7	7	34.728
28	P 95	NOBLES Barry	USA	2	7	7	1:19.993
29	P 666	van der PUTTEN Ivo	NED	4	8	8	34.297
30	P 64	LONG Nicholas	USA	3	8	8	1:11.511
31	P 777	WILLERS Marc	NZL	2	8	8	1:34.684
32	P 101	HARRIS Bubba	USA	1	8	8	DNF

#### Qualifying

33	P 41	MANKUS Toms	LAT	4	5	13	33.011
34	P 421	RICCARDI Romain	ITA	5	5	13	33.450
35	P 48	GRAF David	SUI	7	5	13	34.011
36	P 152	GALAN CARRASCO Pablo	ESP	1	5	13	34.953
37	194	RAMIREZ YEPEZ Carlos Alberto°	COL	6	5	14	33.481

Timing and Results by  SWISS TIMING

[www.bmxnorway.com](http://www.bmxnorway.com)

[www.bmx-results.com](http://www.bmx-results.com)

CBM\_74 1.0

Report Created SAT 14 APR 2012 19:44

Page 1 / 4



## BMX Supercross WC 2012 - Randaberg (NOR)

Randaberg-Arena  
SAT 14 APR 2012  
19:45

Elite Men  
Final



### Results Summary

Rank	Bike Number	Name	NOC Code	Heat	Position	Points	Result
38	P 144	DEAN Anthony	AUS	8	5	14	1:10.461
39	P 211	EVANS Kyle	GBR	2	5	15	
40	P 148	van GENDT Twan	NED	3	5	17	
41	P 376	COOK Kory	USA	8	6	15	
42	P 169	GODET Julien	FRA	7	6	16	
43	P 12	PROKOP Michal	CZE	6	6	17	34.508
44	197	REZENDE Renato	BRA	4	6	17	36.108
45	139	DUCHENE Simon	FRA	2	6	18	33.998
46	P 689	BAIER Maik	GER	3	6	18	34.097
47	P 115	GOUX Lilian	FRA	5	6	18	34.237
48	P 246	SOPPELSA Dino	SUI	1	6	20	
49	P 10	ROBINSON Donny	USA	4	7	18	34.197
50	P 24	SHARRAH Corben	USA	3	7	18	36.000
51	P 96	MARTINEZ Lorin	FRA	7	7	19	
52	P 161	van de WETERING Glenn	NED	2	7	20	34.964
53	P 114	CASTRO HERRERA Augusto	COL	1	7	20	49.483
54	P 972	HAMON Thomas	FRA	8	7	20	1:18.936
55	P 954	FAORO Tyler	USA	5	7	21	35.449
56	P 20	AGUILUZ Andre Fossa	NOR	6	7	21	35.479
57	P 43	LAPRAZ Yvan	SUI	2	8	21	
58	P 126	ENDARA MADERA Fausto Andres	ECU	3	8	22	34.494
59	145	HELLEVIK Martin	NOR	6	8	22	36.041
60	P 15	SCHERPEN Martijn	NED	1	8	22	38.698
61	P 77	de WILDE Robert	NED	7	8	22	1:04.836
62	157	MARTINS FERREIRA Igor	BRA	5	8	23	35.271
63	P 98	ROGERS Jason	USA	4	8	23	36.694
	233	CAMPO Alfredo	ECU	8			DSQ

### Time Trial

64	P 921	HARMSSEN Joris	NED		65	34.102
65	P 92	JASPERS Martijn	NED		66	34.104
66	P 125	DEMONT Jonathan	SUI		67	34.157
67	155	LINK Mark°	NED		68	34.161
68	173	NILSEN Per Erik	NOR		69	34.161
69	P 133	CRISTOFOLI Roberto	ITA		70	34.169
70	P 925	TANNIGER Romain	SUI		71	34.177
71	P 818	PERRIER Julian	FRA		72	34.185
72	P 50	FALLA BUCHELY Emilio Andres	ECU		73	34.218
73	142	FRANCOIS Mathieu	FRA		74	34.234
74	P 99	REID Corey	USA		75	34.252
75	P 696	WHYTE Tre	GBR		76	34.257
76	189	PETERS Jasper°	NED		77	34.304
77	P 34	POPE Weston	USA		78	34.374
78	183	OSTETI Hugo	BRA		79	34.412



## BMX Supercross WC 2012 - Randaberg (NOR)

Randaberg-Arena  
SAT 14 APR 2012  
19:45

Elite Men  
Final



### Results Summary

Rank	Bike Number	Name	NOC Code	Heat	Position	Points	Result
79	P 75	BRADFORD Joey	USA		80		34.416
80	P 167	JAMES Kurt	NZL		81		34.446
81	P 38	MATSUSHITA Tatsumi	JPN		82		34.448
82	156	MANATON Curtis	GBR		83		34.479
83	P 71	LEJINS Kristers	LAT		84		34.498
84	P 609	BACHELARD Benjamin	FRA		85		34.530
85	149	KILLIAN PATRICOLO Marc	ESP		86		34.602
86	134	DUBOIS Arnaud	BEL		87		34.603
87	201	SCHMIDT Julian°	GER		88		34.616
88	P 104	KALTOFT Mike	DEN		89		34.716
89	P 308	LAUSTSEN Niclas	DEN		90		34.729
90	230	BUSTOS Lucas Alfredo	ARG		91		34.749
91	P 229	AGUIRRE Elias	CHI		92		34.764
92	150	KLESHCHENKO Evgeny	RUS		93		34.787
93	204	SIPKOI Derek	CAN		94		34.803
94	P 316	BROWN Tyler	USA		95		34.960
95	P 787	LINDENMEYER Thorsten	GER		96		34.976
96	P 166	FRANSSON Johan	SWE		97		35.027
97	P 331	MANTION Rémi	FRA		98		35.047
98	129	DEMGIN Sergey	RUS		99		35.083
99	214	VIRDIS Luca	ITA		100		35.094
100	198	SCHIPPERS Jordi°	NED		101		35.147
101	P 195	McCORMACK Connor	CAN		102		35.419
102	P 117	FANTONI Giacomo	ITA		103		35.420
103	147	JOSDAL Andre	NOR		104		35.461
104	176	NILSEN Simon	NOR		105		35.550
105	162	MELESHIN Vitaly	RUS		106		35.597
106	P 74	FURLAN Mattia	ITA		107		35.677
107	P 489	HILL Grant	GBR		108		35.679
108	P 191	ANDREASEN Klaus Bøgh	DEN		109		35.782
109	P 40	BISSELING Sander	NED		110		35.788
110	P 112	PARTRIDGE Mischa	CAN		111		36.104
111	143	GUSTAFSSON Filip	SWE		112		36.182
112	192	PIMKIN Vladislav	RUS		113		36.976
113	206	STAROVOYTOV Maksim	RUS		114		39.923
114	231	VILLEGAS Federico°	ARG		115		40.067
115	P 60	DIAZ MONTANA Jose Luis	COL		116		DNF
116	232	BORBA Sidney Serafim	BRA		117		DNF
117	179	OLSEN Fredrik	NOR		118		DNF
	P 154	PICKARD Kurt	NZL				DNS
	159	McBRIDE Dan	GBR				DNS
	P 61	MEYERS Josh	USA				DNS
	235	VIANELLO Murilo	BRA				DNS





BMX Supercross WC 2012 - Randaberg (NOR)

Randaberg-Arena  
SAT 14 APR 2012  
19:45

Elite Men  
Final



Results Summary

NOTES

° = Junior, P = Permanent Number

LEGEND

DNF Did Not Finish          DNS Did Not Start          DSQ Disqualified

Timing and Results by SWISS TIMING

[www.bmxnorway.com](http://www.bmxnorway.com)

[www.bmx-results.com](http://www.bmx-results.com)

CBM\_74 1.0

Report Created SAT 14 APR 2012 19:44

Page 4 / 4



# BMX Supercross WC 2012 - Randaberg (NOR)

Randaberg-Arena  
SAT 14 APR 2012  
19:40

Elite Women  
Final



## Gate-Rank-Statistics

Rank	Gate								Total
	1	2	3	4	5	6	7	8	
1	10	3				2			15
2	1	7	2		3	1		1	15
3	2	1		4	4	3			14
4		1	2	1	2	4	2	2	14
5	1	2	2	2	3	3	2		15
6			2	2		1	5	4	14
7	1	1	2	3	1		3	2	13
8			4	2	1	1	2	4	14
<b>Total</b>	<b>15</b>	<b>15</b>	<b>14</b>	<b>14</b>	<b>14</b>	<b>15</b>	<b>14</b>	<b>13</b>	<b>114</b>

### NOTES

This statistic indicates how many times a specific rank has been achieved from which gate during the motos.



# BMX Supercross WC 2012 - Randaberg (NOR)

Randaberg-Arena  
SAT 14 APR 2012  
19:45

Elite Men  
Final



## Gate-Rank-Statistics

Rank	Gate								Total
	1	2	3	4	5	6	7	8	
1	26	1	1	1	2				31
2	2	8	10	5	2	2	2		31
3		6	2	7	10	1	2	3	31
4		4	9	3	4	3	6	2	31
5	2	5	2	4	4	4	3	7	31
6	1	4	5	3	2	5	7	4	31
7		2		6	1	9	6	7	31
8		1	2	2	6	7	5	6	29
<b>Total</b>	<b>31</b>	<b>31</b>	<b>31</b>	<b>31</b>	<b>31</b>	<b>31</b>	<b>31</b>	<b>29</b>	<b>246</b>

### NOTES

This statistic indicates how many times a specific rank has been achieved from which gate during the motos.



## Elite Women

### World Cup Standing

1 Chula Vista, CA (USA)  
2 Randaberg (NOR)  
3 Papendal (NED)

31.03.2012  
14.04.2012  
13.05.2012

4 Abbotsford (CAN)

15.09.2012

Rank	UCI Code	Name	NOC	Total	1	2	3	4	5
1	AUS19901024	BUCHANAN Caroline	AUS	410	160 2	250 1			
1	FRA19890316	POTTIER Magalie	FRA	410	225 1	185 2			
3	FRA19860729	LE CORGUILLE Laetitia	FRA	290	160 2	130 4			
4	USA19910117W	POST Alise	USA	284	144 4	140 3			
5	USA19850730	MARTIN Arielle	USA	230	120 7	110 6			
6	USA19930429	CRAIN Brooke	USA	217	107 8	110 6			
7	USA19890208	GEVING Amanda	USA	207	140 5	67 17			
8	USA19900624	CARR Amanda	USA	205	125 6	80 12			
9	AUS19930212	MCLEOD Melinda	AUS	188	93 10	95 9			
10	LTU19830224	RIMSAITE Vilma	LTU	184	59 21	125 5			
11	AUS19910625	REYNOLDS Lauren	AUS	170	107 8	63 18			
12	CZE19890427	LABOUNKOVA Romana	CZE	153	59 21	94 10			
13	CZE19830904	HORAKOVA Jana	CZE	152	63 17	89 11			
14	CZE19840830	HLADIKOVA Aneta	CZE	146	75 12	71 15			
15	FRA19900825	VALENTINO Manon	FRA	142	71 13	71 15			
16	NED19931209	SMULDERS Laura	NED	130	71 13	59 21			
17	NED19921207	VAN BENTHEM Merle	NED	122	63 17	59 21			
18	NED19920221	HEREIJGERS Maartje	NED	122	59 21	63 18			
19	RSA19921110	O'KEEFFE Teagan	RSA	118	59 21	59 21			
20	AUS19871112	CALLISTO Nicole	AUS	107	55 25	52 29			
21	BRA19931003	QUINALHA Bianca	BRA	104	52 29	52 29			
21	USA19940323	STACY Shelby <sup>o</sup>	USA	104	52 29	52 29			
23	NZL19880710	WALKER Sarah	NZL	103		103 8			
24	USA19940401	GEORGE Dani <sup>o</sup>	USA	80	80 11				
25	FRA19900625	AILLOUD Eva	FRA	80		80 12			
26	ARG19810102	DIAZ Gabriela Maria	ARG	75		75 14			



Elite Women

World Cup Standing

Rank	UCI Code	Name	NOC	Total	1	2	3	4	5
27	USA19921118	HENDERSON Alaina	USA	67	67 15				
27	USA19950518	STANCIL Felicia <sup>o</sup>	USA	67	67 15				
29	USA19860127	HAYASHI Kimberly	USA	63	63 17				
29	VEN19910615	HERNANDEZ Stefany	VEN	63	63 17				
31	FRA19860729W	LE CORGUILLE Audrey	FRA	63		63 18			
32	NED19891028	KLAUS Lieke	NED	59		59 21			
33	GBR19930903	TAYLOR Abbie	GBR	55		55 25			
33	FRA19860515	COTTEREAU Blandine	FRA	55		55 25			
33	PUR19921128	DANIELS Dominique	PUR	55	55 25				
33	FRA19941123	BRUNEL Floriane <sup>o</sup>	FRA	55		55 25			
33	SUI19890425	FAEHNDRICH Jenny	SUI	55		55 25			
33	BRA19931202	STEVUX CARNAVAL Priscila	BRA	55	55 25				
33	BRA19950106	CHAVES MOROSINI Thaynara <sup>o</sup>	BRA	55	55 25				
40	BEL19911216	VAN HOOF Elke	BEL	52		52 29			

NOTES

<sup>o</sup> = Junior



## Elite Men



### World Cup Standing

1 Chula Vista, CA (USA)  
 2 Randaberg (NOR)  
 3 Papendal (NED)

31.03.2012  
 14.04.2012  
 13.05.2012

4 Abbotsford (CAN)

15.09.2012

Rank	UCI Code	Name	NOC	Total	1	2	3	4	5
1	USA19920914	FIELDS Connor	USA	500	250 1	250 1			
2	AUS19910815	WILLOUGHBY Sam	AUS	364	179 2	185 2			
3	USA19880509	HERMAN David	USA	245	155 3	90 9			
4	CAN19920417	NYHAUG Tory	CAN	243	135 4	108 7			
5	COL19871116	OQUENDO ZABALA Carlos Mario	COL	239	80 13	159 3			
6	GBR19890311	PHILLIPS Liam	GBR	216	81 11	135 4			
7	NZL19850911	WILLERS Marc	NZL	186	134 5	52 31			
8	FRA19910212	DAUDET Joris	FRA	176	79 15	97 8			
9	AUS19860101	KIRKHAM Brian	AUS	175	49 33	126 5			
10	FRA19880130	CALEYRON Quentin	FRA	174	49 33	125 6			
11	NED19870114	VAN DER BIEZEN Raymon	NED	168	80 13	88 11			
12	USA19841009	DAY Mike	USA	163	74 18	89 10			
13	AUS19841120	YOUNG Khalen	AUS	160	75 16	85 12			
14	NED19920609	VAN GENDT Twan	NED	157	108 7	49 35			
15	USA19920420	SHARRAH Corben	USA	156	101 8	55 26			
16	FRA19900503	PELLUARD Vincent	FRA	147	74 18	73 17			
17	USA19910503	ANTHONY Alex	USA	138	75 16	63 20			
18	USA19861202	NOBLES Barry	USA	136	81 11	55 26			
19	LAT19911101	VEIDE Rihards	LAT	127	43 49	84 13			
20	USA19890527	FAORO Tyler	USA	126	83 10	43 51			
21	LAT19870310	STROMBERGS Maris	LAT	125	125 6				
22	USA19891006	LONG Nicholas	USA	124	72 20	52 31			
23	AUS19910408	CALLAN Joshua	AUS	123	49 33	74 16			
24	COL19860827	JIMENEZ CAICEDO Andres Eduardo	COL	122	59 24	63 20			
25	DEN19830924	THERKILDSEN Morten	DEN	121	46 41	75 15			
26	GER19920914	BRETHAUER Luis	GER	121	49 33	72 18			

Elite Men

World Cup Standing

Rank	UCI Code	Name	NOC	Total	1	2	3	4	5
27	ITA19801008	DE VECCHI Manuel	ITA	112	49 33	63 20			
28	USA19830617	ROBINSON Donny	USA	110	67 21	43 51			
29	FRA19880813	MOO CAILLE Moana	FRA	110	55 28	55 26			
30	FRA19880511	DUCHENE Simon	FRA	108	62 23	46 43			
31	AUS19910422	DEAN Anthony	AUS	108	59 24	49 35			
32	USA19891012	COOK Kory	USA	105	59 24	46 43			
32	BRA19910228	REZENDE Renato	BRA	105	59 24	46 43			
34	SUI19910103	BLANC Renaud	SUI	104	49 33	55 26			
35	COL19940312	RAMIREZ YEPEZ Carlos Alberto °	COL	104	55 28	49 35			
36	USA19850807	HARRIS Bubba	USA	104	52 31	52 31			
37	NED19860826	VAN DER PUTTEN Ivo	NED	98	46 41	52 31			
38	SUI19890908	GRAF David	SUI	95	46 41	49 35			
39	FRA19860319	HAMON Thomas	FRA	92	49 33	43 51			
40	ITA19880726	RICCARDI Romain	ITA	92	43 49	49 35			
41	USA19891010	BRADFORD Joey	USA	90	90 9				
42	GBR19930926	EVANS Kyle	GBR	89	40 57	49 35			
43	NED19770430	DE WILDE Robert	NED	86	46 41	40 57			
44	GER19890620	BAIER Maik	GER	86	40 57	46 43			
44	CZE19810401	PROKOP Michal	CZE	86	40 57	46 43			
46	COL19861219	CASTRO HERRERA Augusto	COL	86	43 49	43 51			
47	ARG19910412	PIZARRO Ernesto	ARG	80		80 14			
48	USA19851118	ROGERS Jason	USA	80	40 57	40 57			
49	SUI19810504	RINDERKNECHT Roger	SUI	71		71 19			
50	NZL19910314	PICKARD Kurt	NZL	63	63 22				
51	FRA19920105	TEULLET Denis	FRA	59		59 23			
51	RSA19870513	NHLAPO Sifiso	RSA	59		59 23			
53	NOR19910526	AGUILUZ Andre Fossa	NOR	58		58 25			
54	NOR19870806	KARTFJORD Sebastian	NOR	55		55 26			

Elite Men

World Cup Standing

Rank	UCI Code	Name	NOC	Total	1	2	3	4	5
55	NED19910105	VAN GORKOM Jelle	NED	55	55 28				
56	USA19850522	BROWN Tyler	USA	52	52 31				
57	USA19880710	MEYERS Josh	USA	49	49 33				
58	ESP19861124	GALAN CARRASCO Pablo	ESP	49		49 35			
58	LAT19890317	MANKUS Toms	LAT	49		49 35			
60	ECU19930302	CAMPO Alfredo	ECU	46	46 41				
60	LAT19880421	TREIMANIS Edzus	LAT	46	46 41				
60	NED19870211	JASPERS Martijn	NED	46	46 41				
60	USA19920311	ZULA Thomas	USA	46	46 41				
64	SUI19930731	SOPPELSA Dino	SUI	46		46 43			
64	FRA19890926	GODET Julien	FRA	46		46 43			
64	FRA19890515	GOUX Lilian	FRA	46		46 43			
67	USA19910117M	STEIN Denzel	USA	43	43 49				
67	USA19921206	GARCIA Jared	USA	43	43 49				
67	COL19870521	DIAZ MONTANA Jose Luis	COL	43	43 49				
67	USA19880121	POPE Weston	USA	43	43 49				
67	JPN19930916	NAGASAKO Yoshitaku	JPN	43	43 49				
72	NED19910206	VAN DE WETERING Glenn	NED	43		43 51			
72	FRA19920116	MARTINEZ Lorin	FRA	43		43 51			
74	GER19910319	SCHLANG Daniel	GER	40	40 57				
74	AUS19930802	GOODWIN Darryn	AUS	40	40 57				
74	ECU19890604	ENDARA MADERA Fausto Andres	ECU	40		40 57			
74	BRA19930515	MARTINS FERREIRA Igor	BRA	40		40 57			
74	USA19790925	BENNETT Kyle	USA	40	40 57				
74	NED19880429	SCHERPEN Martijn	NED	40		40 57			
74	NOR19921201	HELLEVIK Martin	NOR	40		40 57			
74	USA19941116	KOEHLER Nicholas °	USA	40	40 57				
74	SUI19890809	LAPRAZ Yvan	SUI	40		40 57			



Elite Men



World Cup Standing

**NOTES**

° = Junior