



# UCI BMX Supercross WC 2012

Round 3



Papendal (NED)  
12 - 13 May 2012

**OFFICIAL RESULTS BOOK**

**Papendal, Netherland**

12-13 May 2012 *date*  
Woman: 420 meters  
Men: 465 meters *track length*

Papendal, Dutch Olympic Training Centre *venue*  
Tom Ritzenthaler ETDC *track design*



Track layout may be subject to change

Designed by **AGS**  
AHLGREN GRAPHICS SWEDEN  
www.AhlgrenGraphics.com

Copyright © 2012 ELITETRAX INC. All rights reserved



**BMX Supercross WC 2012 - Papendal (NED)**
**Number of Entries by NOC**

As of 11 MAY 2012

NOC	Elite Men	Elite Women	Total Riders
ARG - Argentina	2	2	4
AUS - Australia	10	4	14
BEL - Belgium	1	1	2
BRA - Brazil	3	4	7
CAN - Canada	4		4
CHI - Chile	1		1
COL - Colombia	6		6
CZE - Czech Republic	5	3	8
DEN - Denmark	4	1	5
ECU - Ecuador	2		2
ESP - Spain	4		4
FRA - France	18	8	26
GBR - Great Britain	3	1	4
GER - Germany	4	1	5
HUN - Hungary	2		2
ITA - Italy	5		5
JPN - Japan	2		2
LAT - Latvia	6	1	7
LTU - Lithuania		1	1
MEX - Mexico	1		1
NED - Netherlands	17	4	21
NOR - Norway	3		3
NZL - New Zealand	6	1	7
PUR - Puerto Rico		1	1
RSA - South Africa	1	1	2
RUS - Russian Federation	1		1
SUI - Switzerland	7	1	8
USA - United States of America	13	6	19
VEN - Venezuela	1	1	2
<b>Total:</b>	<b>132</b>	<b>42</b>	<b>174</b>
<b>Number of NOCs:</b>	<b>27</b>	<b>18</b>	<b>29</b>

## BMX Supercross WC 2012 - Papendal (NED)

### Elite Women



#### Entry List by Event

As of 11 MAY 2012

NOC	Bike Number	Name	UCI Ranking	UCI Code	Date of Birth
ARG - Argentina	P 446	DIAZ Gabriela Maria	9	ARG19810102	2 JAN 1981
	102	DIAZ Mariana	22	ARG19920920	20 SEP 1992
AUS - Australia	P 68	BUCHANAN Caroline	1	AUS19901024	24 OCT 1990
	P 51	DELLAR Kirsten	43	AUS19921029	29 OCT 1992
	P 555	McLEOD Melinda	4	AUS19930212	12 FEB 1993
	P 21	REYNOLDS Lauren	5	AUS19910625	25 JUN 1991
BEL - Belgium	P 91	VANHOOF Elke	39	BEL19911216	16 DEC 1991
BRA - Brazil	103	CHAVES MOROSINI Thaynara°	5	BRA19950106	6 JAN 1995
	106	QUINALHA Bianca	19	BRA19931003	3 OCT 1993
	108	STEIN Squel	37	BRA19910709	9 JUL 1991
	109	STEVUX CARNAVAL Priscila	27	BRA19931202	2 DEC 1993
CZE - Czech Republic	P 52	HLADIKOVA Aneta	14	CZE19840830	30 AUG 1984
	P 83	HORAKOVA Jana	10	CZE19830904	4 SEP 1983
	P 27	LABOUNKOVA Romana	31	CZE19890427	27 APR 1989
DEN - Denmark	110	CHRISTENSEN Simone°	3	DEN19940210	10 FEB 1994
FRA - France	P 57	AILLOUD Eva	25	FRA19900625	25 JUN 1990
	P 105	CORLOBE Pauline	74	FRA19920316	16 MAR 1992
	P 95	COTTEREAU Blandine	41	FRA19860515	15 MAY 1986
	P 86	le CORGUILLE Audrey	51	FRA19860729W	29 JUL 1986
	P 22	le CORGUILLE Laetitia	18	FRA19860729	29 JUL 1986
	115	MAIRE Camille°	20	FRA19940407	7 APR 1994
3	POTTIER Magalie	3	FRA19890316	16 MAR 1989	
P 971	VALENTINO Manon	21	FRA19900825	25 AUG 1990	
GBR - Great Britain	P 38	TAYLOR Abbie	44	GBR19930903	3 SEP 1993
GER - Germany	P 124	RUNGE Regula	83	GER19891008	8 OCT 1989
LAT - Latvia	P 25	ALEKSEJEVA Sandra	61	LAT19910503	3 MAY 1991
LTU - Lithuania	6	RIMSAITE Vilma	11	LTU19830224	24 FEB 1983
NED - Netherlands	P 41	HEREIJGERS Maartje	20	NED19920221	21 FEB 1992
	P 66	KLAUS Lieke	30	NED19891028	28 OCT 1989
	116	SMULDERS Laura	15	NED19931209	9 DEC 1993
	P 75	van BENTHEM Merle	23	NED19921207	7 DEC 1992
NZL - New Zealand	P 71	HILL Victoria	59	NZL19900730	30 JUL 1990
PUR - Puerto Rico	118	DANIELS Dominique	12	PUR19921128	28 NOV 1992
RSA - South Africa	P 171	O'KEEFFE Teagan	24	RSA19921110	10 NOV 1992
SUI - Switzerland	P 42	FAEHNDRICH Jenny	57	SUI19890425	25 APR 1989
USA - United States of America	P 39	CARR Amanda	16	USA19900624	24 JUN 1990



## BMX Supercross WC 2012 - Papendal (NED)

Elite Women




### Entry List by Event

As of 11 MAY 2012

NOC	Bike Number	Name	UCI Ranking	UCI Code	Date of Birth
USA - United States of America	P 32	CRAIN Brooke	2	USA19930429	29 APR 1993
	P 31	GEVING Amanda	7	USA19890208	8 FEB 1989
	P 143	HENDERSON Alaina	28	USA19921118	18 NOV 1992
	P 15	MARTIN Arielle	6	USA19850730	30 JUL 1985
	P 11	POST Alise	17	USA19910117W	17 JAN 1991
VEN - Venezuela	P 469	HERNANDEZ Stefany	32	VEN19910615	15 JUN 1991

#### NOTES

All data shown is provisional until the Delegation Registration Meeting, ° = Junior, P = Permanent Number

Timing and Results by  SWISS TIMING

[www.bmxholland.com](http://www.bmxholland.com)

[www.bmx-results.com](http://www.bmx-results.com)

CBW000\_32C 2.0

Report Created FRI 11 MAY 2012 12:27

Page 2 / 2



## BMX Supercross WC 2012 - Papendal (NED)

### Elite Men



#### Entry List by Event

As of 11 MAY 2012

NOC	Bike Number	Name	UCI Ranking	UCI Code	Date of Birth
ARG - Argentina	P 322	PIZARRO Ernesto	28	ARG19910412	12 APR 1991
	129	VILLEGAS Federico°	8	ARG19940713	13 JUL 1994
AUS - Australia	P 457	CALLAN Joshua	23	AUS19910408	8 APR 1991
	P 144	DEAN Anthony	29	AUS19910422	22 APR 1991
	139	FRIESWYK Corey°	13	AUS19940126	26 JAN 1994
	P 25	GOODWIN Darryn	38	AUS19930802	2 AUG 1993
	142	GRAY Jamie	82	AUS19810424	24 APR 1981
	143	HOMBSCH Luke°	14	AUS19940627	27 JUN 1994
	5	KIRKHAM Brian	4	AUS19860101	1 JAN 1986
	P 17	MADILL Luke	27	AUS19800528	28 MAY 1980
	P 91	WILLOUGHBY Sam	2	AUS19910815	15 AUG 1991
P 97	YOUNG Khalen	15	AUS19841120	20 NOV 1984	
BEL - Belgium	145	DUBOIS Arnaud	86	BEL19860502	2 MAY 1986
BRA - Brazil	150	MARTINS FERREIRA Igor	81	BRA19930515	15 MAY 1993
	155	OSTETI Hugo	138	BRA19931025	25 OCT 1993
	156	REZENDE Renato	16	BRA19910228	28 FEB 1991
CAN - Canada	P 195	McCORMACK Connor	175	CAN19930108	8 JAN 1993
	P 49	NYHAUG Tory	9	CAN19920417	17 APR 1992
	P 112	PARTRIDGE Mischa	190	CAN19880621	21 JUN 1988
	157	SIPKOI Derek	156	CAN19860908	8 SEP 1986
CHI - Chile	P 229	AGUIRRE Elias	190	CHI19920329	29 MAR 1992
COL - Colombia	P 114	CASTRO HERRERA Augusto	37	COL19861219	19 DEC 1986
	P 60	DIAZ MONTANA Jose Luis	31	COL19870521	21 MAY 1987
	P 717	JIMENEZ CAICEDO Andres Eduardo	19	COL19860827	27 AUG 1986
	6	OQUENDO ZABALA Carlos Mario	12	COL19871116	16 NOV 1987
	159	RAMIREZ YEPEZ Carlos Alberto°	1	COL19940312	12 MAR 1994
	P 56	SALAZAR LOPEZ Sergio Ignacio	86	COL19860323	23 MAR 1986
CZE - Czech Republic	162	KUCERA Jan°	180	CZE19940410	10 APR 1994
	P 339	MUHLHANS Petr		CZE19860620	20 JUN 1986
	P 12	PROKOP Michal	67	CZE19810401	1 APR 1981
	P 913	SVUB Jan	252	CZE19900220	20 FEB 1990
	P 18	TAMME Lukas	94	CZE19791016	16 OCT 1979
DEN - Denmark	P 191	ANDREASEN Klaus Bøgh		DEN19870710	10 JUL 1987
	P 104	KALTOFT Mike		DEN19900606	6 JUN 1990
	P 308	LAUSTSEN Niclas		DEN19920830	30 AUG 1992
	P 102	THERKILDTSEN Morten	42	DEN19830924	24 SEP 1983
ECU - Ecuador	P 126	ENDARA MADERA Fausto Andres	55	ECU19890604	4 JUN 1989
	P 50	FALLA BUCHELY Emilio Andres	66	ECU19860612	12 JUN 1986
ESP - Spain	170	ALCOJOR RAMOS Gustavo		ESP19891011	11 OCT 1989
	219	CRESPO OLIVAN Ruben		ESP19920708	8 JUL 1992
	P 152	GALAN CARRASCO Pablo	64	ESP19861124	24 NOV 1986
	173	KILLIAN PATRICOLO Marc	167	ESP19890410	10 APR 1989



## BMX Supercross WC 2012 - Papendal (NED)

### Elite Men



#### Entry List by Event

As of 11 MAY 2012

NOC	Bike Number	Name	UCI Ranking	UCI Code	Date of Birth
FRA - France	P 39	ANDRE Sylvain	18	FRA19921014	14 OCT 1992
	P 14	CALEYRON Quentin	36	FRA19880130	30 JAN 1988
	P 919	CHIRON Emilien		FRA19891019	19 OCT 1989
	1	DAUDET Joris	8	FRA19910212	12 FEB 1991
	176	DUCHENE Simon	38	FRA19880511	11 MAY 1988
	179	DUMAIN Antoine°	20	FRA19940617	17 JUN 1994
	P 69	GODET Damien	60	FRA19861110	10 NOV 1986
	P 169	GODET Julien	113	FRA19890926	26 SEP 1989
	P 115	GOUX Lilian	80	FRA19890515	15 MAY 1989
	P 972	HAMON Thomas	34	FRA19860319	19 MAR 1986
	P 331	MANTION Remi		FRA19910315	15 MAR 1991
	P 96	MARTINEZ Lorin	102	FRA19920116	16 JAN 1992
	P 420	MAYET Romain	163	FRA19930430	30 APR 1993
	8	MOO CAILLE Moana	22	FRA19880813	13 AUG 1988
	P 120	PELLUARD Vincent	35	FRA19900503	31 MAY 1990
	P 818	PERRIER Julian	110	FRA19880504	4 MAY 1988
	P 321	RICCARDI Remi		FRA19890922	22 SEP 1989
183	TEULLET Denis	90	FRA19920105	5 JAN 1992	
GBR - Great Britain	P 211	EVANS Kyle	69	GBR19930926	26 SEP 1993
	P 426	STRICKLAND Cal	119	GBR19900810	10 AUG 1990
	P 73	WATERHOUSE Scott		GBR19870814	14 AUG 1987
GER - Germany	P 689	BAIER Maik	48	GER19890620	20 JUN 1989
	P 572	BRETHAUER Luis	20	GER19920914	14 SEP 1992
	P 193	SCHLANG Daniel	70	GER19910319	19 MAR 1991
	189	SCHMIDT Julian°	2	GER19941210	10 DEC 1994
HUN - Hungary	192	ROZSENICH Gabor		HUN19910114	14 JAN 1991
	194	SZOBOSZLAI Patrick		HUN19930218	18 FEB 1993
ITA - Italy	P 133	CRISTOFOLI Roberto	93	ITA19900129	29 JAN 1990
	P 28	de VECCHI Manuel	32	ITA19801008	8 OCT 1980
	P 117	FANTONI Giacomo		ITA19910318	18 MAR 1991
	P 421	RICCARDI Romain	46	ITA19880726	26 JUL 1988
	197	VIRDIS Luca		ITA19930601	1 JUN 1993
JPN - Japan	P 38	MATSUSHITA Tatsumi	98	JPN19910924	24 SEP 1991
	P 79	SAMPEI Masahiro	149	JPN19900502	2 MAY 1990
LAT - Latvia	P 71	LEJINS Kristers	58	LAT19920829	29 AUG 1992
	P 41	MANKUS Toms	29	LAT19890317	17 MAR 1989
	P 63	SKUJINS Toms	235	LAT19900906	6 SEP 1990
	P 81	STROMBERGS Maris	7	LAT19870310	10 MAR 1987
	P 127	TREIMANIS Edzuss	14	LAT19880421	21 APR 1988
	P 84	VEIDE Rihards	17	LAT19911101	1 NOV 1991
MEX - Mexico	218	MIRELES SUAZO Christopher	239	MEX19921125	25 NOV 1992
NED - Netherlands	201	CLAESEN Chiel		NED19930826	26 AUG 1993
	P 77	de WILDE Robert	49	NED19770430	30 APR 1977



## BMX Supercross WC 2012 - Papendal (NED)

### Elite Men



#### Entry List by Event

As of 11 MAY 2012

NOC	Bike Number	Name	UCI Ranking	UCI Code	Date of Birth
NED - Netherlands	P 205	HALMA Daryl		NED19931125	25 NOV 1993
	P 921	HARMSSEN Joris	218	NED19921126	26 NOV 1992
	204	HOOGLAND Jeffrey	204	NED19930316	16 MAR 1993
	P 92	JASPERS Martijn	50	NED19870211	11 FEB 1987
	206	LINK Mark°	38	NED19950227	27 FEB 1995
	207	PETERS Jasper°	47	NED19940224	24 FEB 1994
	P 15	SCHERPEN Martijn	72	NED19880429	29 APR 1988
	208	SCHIPPERS Jordi°	97	NED19950322	22 MAR 1995
	P 161	van de WETERING Glenn	68	NED19910206	6 FEB 1991
	P 121	van der BIEZEN Raymon	5	NED19870114	14 JAN 1987
	P 327	van der HEIJDEN Jordy	83	NED19880601	1 JUN 1988
	P 666	van der PUTTEN Ivo	56	NED19860826	26 AUG 1986
	P 148	van GENDT Twan	24	NED19920609	9 JUN 1992
	P 37	van GORKOM Jelle	13	NED19910105	5 JAN 1991
	214	van OS Randy°	87	NED19940415	15 APR 1994
	NOR - Norway	P 20	AGUILUZ Andre Fossa	73	NOR19910526
216		HELLEVIK Martin	122	NOR19921201	1 DEC 1992
P 32		KARTFJORD Sebastian	59	NOR19870806	6 AUG 1987
NZL - New Zealand	215	CAMERON Matthew	88	NZL19850221	21 FEB 1985
	P 927	FOX Nicholas	85	NZL19931113	13 NOV 1993
	P 622	FRANKS Daniel	102	NZL19931002	2 OCT 1993
	P 167	JAMES Kurt	99	NZL19910712	12 JUL 1991
	P 136	MELLISH Derrick	225	NZL19890327	27 MAR 1989
	P 777	WILLERS Marc	3	NZL19850911	11 SEP 1985
RSA - South Africa	P 105	NHLAPO Sifiso	91	RSA19870513	13 MAY 1987
RUS - Russian Federation	217	KOMAROV Evgeny		RUS19881108	8 NOV 1988
SUI - Switzerland	P 373	BLANC Renaud	62	SUI19910103	3 JAN 1991
	P 125	DEMONT Jonathan	113	SUI19921003	3 OCT 1992
	P 48	GRAF David	54	SUI19890908	8 SEP 1989
	P 43	LAPRAZ Yvan	122	SUI19890809	9 AUG 1989
	P 13	RINDERKNECHT Roger	71	SUI19810504	4 MAY 1981
	P 246	SOPPELSA Dino	113	SUI19930731	31 JUL 1993
P 925	TANNIGER Romain		SUI19930928	28 SEP 1993	
USA - United States of America	P 86	ANTHONY Alex	40	USA19910503	3 MAY 1991
	P 75	BRADFORD Joey	57	USA19891010	10 OCT 1989
	P 316	BROWN Tyler	61	USA19850522	22 MAY 1985
	P 365	DAY Mike	21	USA19841009	9 OCT 1984
	P 954	FAORO Tyler	26	USA19890527	27 MAY 1989
	7	FIELDS Connor	1	USA19920914	14 SEP 1992
	P 80	HERMAN David	6	USA19880509	9 MAY 1988
	P 64	LONG Nicholas	11	USA19891006	6 OCT 1989
	P 95	NOBLES Barry	10	USA19861202	2 DEC 1986
	P 34	POPE Weston	51	USA19880121	21 JAN 1988
	P 10	ROBINSON Donny	25	USA19830617	17 JUN 1983
	P 98	ROGERS Jason	43	USA19851118	18 NOV 1985
	P 24	SHARRAH Corben	53	USA19920420	20 APR 1992





**BMX Supercross WC 2012 - Papendal (NED)**

**Elite Men**



**Entry List by Event**

As of 11 MAY 2012

NOC	Bike Number	Name	UCI Ranking	UCI Code	Date of Birth
VEN - Venezuela	P 153	SUAREZ Jonathan	92	VEN19871206	6 DEC 1987

**NOTES**

All data shown is provisional until the Delegation Registration Meeting, ° = Junior, P = Permanent Number



## BMX Supercross WC 2012 - Papendal (NED)

Olympic Training Center  
12 MAY 2012  
12:30

Elite Women  
Time Trial



### Start List


Start Order	estimat. Start	Bike Number	UCI Rank	Name	Titel	NOC Code	Date of Birth	Run1	Superfinal
1	12:30:00	115	20	MAIRE Camille°		FRA	7 APR 1994		
2	12:31:00	103	5	CHAVES MOROSINI T °		BRA	6 JAN 1995		
3	12:32:00	110	3	CHRISTENSEN Simone°		DEN	10 FEB 1994		
4	12:33:00	P 124	83	RUNGE Regula	NCh	GER	8 OCT 1989		
5	12:34:00	P 105	74	CORLOBE Pauline		FRA	16 MAR 1992		
6	12:35:00	P 25	61	ALEKSEJEVA Sandra		LAT	3 MAY 1991		
7	12:36:00	P 71	59	HILL Victoria	NCh	NZL	30 JUL 1990		
8	12:37:00	P 42	57	FAEHNDRICH Jenny		SUI	25 APR 1989		
9	12:38:00	P 86	51	le CORGUILLE Audrey		FRA	29 JUL 1986		
10	12:39:00	P 38	44	TAYLOR Abbie		GBR	3 SEP 1993		
11	12:40:00	P 51	43	DELLAR Kirsten		AUS	29 OCT 1992		
12	12:41:00	P 95	41	COTTEREAU Blandine		FRA	15 MAY 1986		
13	12:42:00	P 91	39	VANHOOF Elke	NCh	BEL	16 DEC 1991		
14	12:43:00	108	37	STEIN Squel		BRA	9 JUL 1991		
15	12:44:00	P 469	32	HERNANDEZ Stefany		VEN	15 JUN 1991		
16	12:45:00	P 27	31	LABOUNKOVA Romana		CZE	27 APR 1989		
17	12:46:00	P 66	30	KLAUS Lieke	NCh	NED	28 OCT 1989		
18	12:47:00	P 143	28	HENDERSON Alaina		USA	18 NOV 1992		
19	12:48:00	109	27	STEVUX CARNAVAL P		BRA	2 DEC 1993		
20	12:49:00	P 57	25	AILLOUD Eva		FRA	25 JUN 1990		
21	12:50:00	P 171	24	O'KEEFFE Teagan		RSA	10 NOV 1992		
22	12:51:00	P 75	23	van BENTHEM Merle		NED	7 DEC 1992		
23	12:52:00	102	22	DIAZ Mariana		ARG	20 SEP 1992		
24	12:53:00	P 971	21	VALENTINO Manon	NCh	FRA	25 AUG 1990		
25	12:54:00	P 41	20	HEREIJGERS Maartje		NED	21 FEB 1992		
26	12:55:00	106	19	QUINALHA Bianca		BRA	3 OCT 1993		
27	12:56:00	P 22	18	le CORGUILLE Laetitia		FRA	29 JUL 1986		
28	12:57:00	P 11	17	POST Alise	NCh	USA	17 JAN 1991		
29	12:58:00	P 39	16	CARR Amanda		USA	24 JUN 1990		
30	12:59:00	116	15	SMULDERS Laura		NED	9 DEC 1993		
31	13:00:00	P 52	14	HLADIKOVA Aneta		CZE	30 AUG 1984		
32	13:01:00	118	12	DANIELS Dominique		PUR	28 NOV 1992		
33	13:02:00	6	11	RIMSAITE Vilma	NCh	LTU	24 FEB 1983		
34	13:03:00	P 83	10	HORAKOVA Jana	NCh	CZE	4 SEP 1983		
35	13:04:00	P 446	9	DIAZ Gabriela Maria	NCh	ARG	2 JAN 1981		
36	13:05:00	P 31	7	GEVING Amanda		USA	8 FEB 1989		
37	13:06:00	P 15	6	MARTIN Arielle		USA	30 JUL 1985		
38	13:07:00	P 21	5	REYNOLDS Lauren		AUS	25 JUN 1991		
39	13:08:00	P 555	4	McLEOD Melinda	NCh	AUS	12 FEB 1993		
40	13:09:00	3	3	POTTIER Magalie		FRA	16 MAR 1989		
41	13:10:00	P 32	2	CRAIN Brooke		USA	29 APR 1993		
42	13:11:00	P 68	1	BUCHANAN Caroline		AUS	24 OCT 1990		

**Qualification Rule:** best 32 riders qualify for the next round.

**best 16 qualify for Time Trial - Superfinal**

#### NOTES

° = Junior, P = Permanent Number, WCh = World Champion, WChTT = World Champion TimeTrials, NCh = National Champion

Timing and Results by  SWISS TIMING

[www.bmxholland.com](http://www.bmxholland.com)

[www.bmx-results.com](http://www.bmx-results.com)

CBW\_51A\_TTR 1.0

Report Created FRI 11 MAY 2012 11:10

Page 1 / 1



## BMX Supercross WC 2012 - Papendal (NED)

Olympic Training Center  
12 MAY 2012  
12:30

Elite Women  
Time Trial



### Results

Rank	Bike Number	Name	NOC Code	Run1		Qualified	Superfinal
				Time	Gap		
1	P 68	BUCHANAN Caroline	AUS	39.830	0.000	Q	Q
2	P 27	LABOUNKOVA Romana	CZE	40.317	+0.487	Q	Q
3	P 446	DIAZ Gabriela Maria	ARG	41.039	+1.209	Q	Q
4	P 83	HORAKOVA Jana	CZE	41.156	+1.326	Q	Q
5	P 22	le CORGUILLE Laetitia	FRA	41.313	+1.483	Q	Q
6	P 469	HERNANDEZ Stefany	VEN	41.412	+1.582	Q	Q
7	P 32	CRAIN Brooke	USA	41.472	+1.642	Q	Q
8	116	SMULDERS Laura	NED	41.487	+1.657	Q	Q
9	P 971	VALENTINO Manon	FRA	41.817	+1.987	Q	Q
10	P 57	AILLOUD Eva	FRA	41.822	+1.992	Q	Q
11	P 11	POST Alise	USA	42.007	+2.177	Q	Q
12	P 52	HLADIKOVA Aneta	CZE	42.211	+2.381	Q	Q
13	P 171	O'KEEFFE Teagan	RSA	42.275	+2.445	Q	Q
14	3	POTTIER Magalie	FRA	42.435	+2.605	Q	Q
15	P 41	HEREIJGERS Maartje	NED	42.476	+2.646	Q	Q
16	P 15	MARTIN Arielle	USA	42.575	+2.745	Q	Q
17	P 91	VANHOOF Elke	BEL	42.681	+2.851	Q	
18	P 39	CARR Amanda	USA	42.960	+3.130	Q	
19	P 31	GEVING Amanda	USA	43.100	+3.270	Q	
20	P 21	REYNOLDS Lauren	AUS	43.266	+3.436	Q	
21	P 75	van BENTHEM Merle	NED	43.270	+3.440	Q	
22	P 38	TAYLOR Abbie	GBR	43.272	+3.442	Q	
23	P 555	McLEOD Melinda	AUS	43.279	+3.449	Q	
24	P 71	HILL Victoria	NZL	43.398	+3.568	Q	
25	6	RIMSAITE Vilma	LTU	43.479	+3.649	Q	
26	P 95	COTTEREAU Blandine	FRA	43.762	+3.932	Q	
27	110	CHRISTENSEN Simone°	DEN	43.980	+4.150	Q	
28	P 25	ALEKSEJEVA Sandra	LAT	44.032	+4.202	Q	
29	109	STEVAUX CARNAVAL Priscila	BRA	45.007	+5.177	Q	
30	P 42	FAEHNDRICH Jenny	SUI	45.622	+5.792	Q	
31	P 51	DELLAR Kirsten	AUS	45.659	+5.829	Q	
32	P 124	RUNGE Regula	GER	47.863	+8.033	Q	
33	P 66	KLAUS Lieke	NED	49.488	+9.658		
34	103	CHAVES MOROSINI Thaynara°	BRA	50.311	+10.481		
35	P 143	HENDERSON Alaina	USA	53.617	+13.787		
36	106	QUINALHA Bianca	BRA	DNF			
	118	DANIELS Dominique	PUR	DNS			
	102	DIAZ Mariana	ARG	DNS			
	108	STEIN Squel	BRA	DNS			
	P 86	le CORGUILLE Audrey	FRA	DNS			
	P 105	CORLOBE Pauline	FRA	DNS			
	115	MAIRE Camille°	FRA	DNS			





# BMX Supercross WC 2012 - Papendal (NED)

Olympic Training Center  
12 MAY 2012  
12:30

Elite Women  
Time Trial



## Results

### NOTES

° = Junior, P = Permanent Number

### LEGEND

**DNF** Did Not Finish                      **DNS** Did Not Start

Timing and Results by SWISS TIMING

[www.bmxholland.com](http://www.bmxholland.com)

[www.bmx-results.com](http://www.bmx-results.com)

CBW00\_73A\_TTR 1.0

Report Created SAT 12 MAY 2012 13:09

Page 2 / 2



## BMX Supercross WC 2012 - Papendal (NED)

Olympic Training Center  
12 MAY 2012  
12:30

Elite Women  
Time Trial



### Results - Superfinal

Rank	Bike Number	Name	NOC Code	Date of Birth	Superfinal	
					Time	Gap
1	P 68	BUCHANAN Caroline	AUS	24.10.1990	39.236	0.000
2	P 11	POST Alise	USA	17.01.1991	39.889	+0.653
3	P 971	VALENTINO Manon	FRA	25.08.1990	41.104	+1.868
4	P 15	MARTIN Arielle	USA	30.07.1985	41.271	+2.035
5	P 52	HLADIKOVA Aneta	CZE	30.08.1984	41.286	+2.050
6	P 83	HORAKOVA Jana	CZE	04.09.1983	41.291	+2.055
7	P 446	DIAZ Gabriela Maria	ARG	02.01.1981	41.366	+2.130
8	P 469	HERNANDEZ Stefany	VEN	15.06.1991	41.626	+2.390
9	P 22	le CORGUILLE Laetitia	FRA	29.07.1986	41.751	+2.515
10	P 27	LABOUNKOVA Romana	CZE	27.04.1989	41.902	+2.666
11	116	SMULDERS Laura	NED	09.12.1993	42.041	+2.805
12	P 57	AILLOUD Eva	FRA	25.06.1990	42.254	+3.018
13	P 41	HEREIJGERS Maartje	NED	21.02.1992	42.507	+3.271
14	P 171	O'KEEFFE Teagan	RSA	10.11.1992	42.880	+3.644
15	P 32	CRAIN Brooke	USA	29.04.1993	DNF	
16	3	POTTIER Magalie	FRA	16.03.1989	DNF	

#### NOTES

° = Junior, P = Permanent Number

#### LEGEND

DNF Did Not Finish



## BMX Supercross WC 2012 - Papendal (NED)

Olympic Training Center  
12 MAY 2012  
12:30

Elite Women  
Time Trial Run1



### Results Time Trials with Split Times

Rank	Bike Number	Name	NOC Code	START			SPEED		IT1			IT2			IT3			RUN		
				Rk	Time	Beh.	Rk	Speed	Rk	Time	Beh.	Rk	Time	Beh.	Rk	Time	Beh.	Time	Beh.	
1	P 68	BUCHANAN Caroline	AUS	10	0.576	+0.040	6	57.272	6	10.517	+0.250	1	24.046	0.000				39.830	0.000	
2	P 27	LABOUNKOVA Romana	CZE	29	0.620	+0.084	6	57.272	20	10.684	+0.417	3	25.007	+0.961	1	35.192	0.000	40.317	+0.487	
3	P 446	DIAZ Gabriela Maria	ARG	6	0.566	+0.030	5	57.600	25	10.787	+0.520	2	24.742	+0.696				41.039	+1.209	
4	P 83	HORAKOVA Jana	CZE	9	0.574	+0.038	18	55.384	10	10.537	+0.270	10	25.850	+1.804				41.156	+1.326	
5	P 22	le CORGUILLE Laetitia	FRA	10	0.576	+0.040	1	58.265	7	10.518	+0.251	5	25.417	+1.371				41.313	+1.483	
6	P 469	HERNANDEZ Stefany	VEN	17	0.586	+0.050	1	58.265	14	10.637	+0.370	8	25.628	+1.582	3	36.316	+1.124	41.412	+1.582	
7	P 32	CRAIN Brooke	USA	5	0.560	+0.024	4	57.931	9	10.529	+0.262	6	25.459	+1.413				41.472	+1.642	
8	116	SMULDERS Laura	NED	2	0.551	+0.015	18	55.384	2	10.275	+0.008	15	26.121	+2.075				41.487	+1.657	
9	P 971	VALENTINO Manon	FRA	12	0.578	+0.042	1	58.265	1	10.267	0.000	13	25.983	+1.937				41.817	+1.987	
10	P 57	AILLOUD Eva	FRA	21	0.594	+0.058	6	57.272	12	10.553	+0.286	14	26.108	+2.062	4	36.733	+1.541	41.822	+1.992	
11	P 11	POST Alise	USA	2	0.551	+0.015	14	56.000	5	10.480	+0.213	18	26.260	+2.214				42.007	+2.177	
12	P 52	HLADIKOVA Aneta	CZE	16	0.584	+0.048	13	56.312	18	10.641	+0.374	24	26.424	+2.378				42.211	+2.381	
13	P 171	O'KEEFE Teagan	RSA	7	0.568	+0.032	6	57.272	16	10.638	+0.371	7	25.544	+1.498				42.275	+2.445	
14	3	POTTIER Magalie	FRA	14	0.581	+0.045	24	54.486	19	10.645	+0.378	21	26.318	+2.272				42.435	+2.605	
15	P 41	HEREJGERS Maartje	NED	18	0.587	+0.051	31	53.052	21	10.755	+0.488	16	26.128	+2.082				42.476	+2.646	
16	P 15	MARTIN Arielle	USA	8	0.572	+0.036	27	54.193	14	10.637	+0.370	23	26.396	+2.350				42.575	+2.745	
17	P 91	VANHOOF Elke	BEL	34	0.655	+0.119	21	55.081	24	10.779	+0.512	17	26.183	+2.137	6	37.218	+2.026	42.681	+2.851	
18	P 39	CARR Amanda	USA	23	0.600	+0.064	14	56.000	11	10.547	+0.280	9	25.786	+1.740				42.960	+3.130	
19	P 31	GEVING Amanda	USA	1	0.536	0.000	27	54.193	13	10.614	+0.347	11	25.880	+1.834				43.100	+3.270	
20	P 21	REYNOLDS Lauren	AUS	22	0.595	+0.059	10	56.629	3	10.356	+0.089	25	26.490	+2.444				43.266	+3.436	
21	P 75	van BENTHEM Merle	NED	25	0.604	+0.068	10	56.629	16	10.638	+0.371	22	26.332	+2.286				43.270	+3.440	
22	P 38	TAYLOR Abbie	GBR	15	0.583	+0.047	18	55.384	27	10.875	+0.608	12	25.934	+1.888	7	37.500	+2.308	43.272	+3.442	
23	P 555	McLEOD Melinda	AUS	19	0.590	+0.054	24	54.486	8	10.524	+0.257	29	26.608	+2.562				43.279	+3.449	
24	P 71	HILL Victoria	NZL	13	0.579	+0.043	21	55.081	31	11.746	+1.479	20	26.299	+2.253	5	36.924	+1.732	43.398	+3.568	
25	6	RIMSAITE Vilma	LTU	31	0.625	+0.089	10	56.629	30	11.241	+0.974	28	26.590	+2.544				43.479	+3.649	
26	P 95	COTTEREAU Blandine	FRA	29	0.620	+0.084	21	55.081	23	10.763	+0.496	26	26.504	+2.458	8	38.042	+2.850	43.762	+3.932	
27	110	CHRISTENSEN Simone°	DEN	32	0.641	+0.105	35	41.825	33	12.267	+2.000	32	28.089	+4.043	10	38.784	+3.592	43.980	+4.150	
28	P 25	ALEKSEJEVA Sandra	LAT	26	0.612	+0.076	31	53.052	29	11.037	+0.770	31	27.155	+3.109	9	38.412	+3.220	44.032	+4.202	
29	109	STEVANOVIC Alaina	BRA	36	0.676	+0.140	33	52.227	28	11.013	+0.746	30	26.795	+2.749	11	38.897	+3.705	45.007	+5.177	
30	P 42	FAEHNDRICH Jenny	SUI	33	0.644	+0.108	30	53.617	26	10.854	+0.587	19	26.298	+2.252	12	39.768	+4.576	45.622	+5.792	
31	P 51	DELLAR Kirsten	AUS	4	0.556	+0.020	24	54.486	32	12.176	+1.909	33	28.553	+4.507	13	40.080	+4.888	45.659	+5.829	
32	P 124	RUNGE Regula	GER	35	0.671	+0.135	34	45.405	35	13.992	+3.725	34	30.393	+6.347	14	42.395	+7.203	47.863	+8.033	
33	P 66	KLAUS Lieke	NED	24	0.601	+0.065	16	55.690	4	10.411	+0.144	4	25.259	+1.213	2	35.902	+0.710	49.488	+9.658	
34	103	CHAVES MOROSINI T °	BRA	26	0.612	+0.076	36	14.447	+4.180	35	32.210	+8.164	15	44.459	+9.267	15	50.311	+10.481	50.311	+10.481
35	P 143	HENDERSON Alaina	USA	20	0.593	+0.057	27	54.193	34	12.401	+2.134	36	34.062	+10.016	16	47.347	+12.155	53.617	+13.787	
36	106	QUINALHA Bianca	BRA	28	0.613	+0.077	16	55.690	22	10.759	+0.492	27	26.527	+2.481				DNF	DNF	
	118	DANIELS Dominique	PUR														DNS	DNS		
	102	DIAZ Mariana	ARG														DNS	DNS		
	108	STEIN Squel	BRA														DNS	DNS		
	P 86	le CORGUILLE Audrey	FRA														DNS	DNS		
	P 105	CORLOBE Pauline	FRA														DNS	DNS		
	115	MAIRE Camille°	FRA														DNS	DNS		

**NOTES**

° = Junior, P = Permanent Number

**LEGEND**

**DNF** Did Not Finish      **DNS** Did Not Start



## BMX Supercross WC 2012 - Papendal (NED)

Olympic Training Center  
12 MAY 2012  
12:30

Elite Women  
Time Trial Run2



### Results Time Trials with Split Times


Rank	Bike Number	Name	NOC Code	START			SPEED		IT1			IT2			IT3			RUN	
				Rk	Time	Beh.	Rk	Speed	Rk	Time	Beh.	Rk	Time	Beh.	Rk	Time	Beh.	Time	Beh.
1	P 68	BUCHANAN Caroline	AUS	2	0.546	+0.001	6	57.272	3	10.337	+0.141	1	24.045	0.000	1	31.271	0.000	39.236	0.000
2	P 11	POST Alise	USA	1	0.545	0.000	10	55.690	4	10.457	+0.261	2	24.441	+0.396	2	31.643	+0.372	39.889	+0.653
3	P 971	VALENTINO Manon	FRA	3	0.555	+0.010	1	57.931	1	10.196	0.000	4	25.181	+1.136	3	32.295	+1.024	41.104	+1.868
4	P 15	MARTIN Arielle	USA	12	0.579	+0.034	13	55.081	9	10.602	+0.406	7	25.220	+1.175	5	32.518	+1.247	41.271	+2.035
5	P 52	HLADIKOVA Aneta	CZE	9	0.571	+0.026	12	55.384	15	10.876	+0.680	6	25.212	+1.167	7	32.811	+1.540	41.286	+2.050
6	P 83	HORAKOVA Jana	CZE	13	0.589	+0.044	14	54.193	14	10.692	+0.496	8	25.774	+1.729	8	33.073	+1.802	41.291	+2.055
7	P 446	DIAZ Gabriela Maria	ARG	7	0.565	+0.020	3	57.600	9	10.602	+0.406	5	25.211	+1.166	4	32.441	+1.170	41.366	+2.130
8	P 469	HERNANDEZ Stefany	VEN	14	0.591	+0.046	3	57.600	8	10.598	+0.402	3	25.158	+1.113	6	32.662	+1.391	41.626	+2.390
9	P 22	le CORGUILLE Laetitia	FRA	4	0.556	+0.011	1	57.931	13	10.648	+0.452	10	25.808	+1.763	9	33.369	+2.098	41.751	+2.515
10	P 27	LABOUNKOVA Romana	CZE	8	0.570	+0.025	3	57.600	12	10.637	+0.441	9	25.791	+1.746	10	33.390	+2.119	41.902	+2.666
11	116	SMULDERS Laura	NED	6	0.562	+0.017	10	55.690	2	10.336	+0.140	11	25.959	+1.914	11	33.500	+2.229	42.041	+2.805
12	P 57	AILLOUD Eva	FRA	15	0.606	+0.061	9	56.949	5	10.557	+0.361	12	25.997	+1.952	12	33.625	+2.354	42.254	+3.018
13	P 41	HEREIJGERS Maartje	NED	11	0.578	+0.033	15	53.052	9	10.602	+0.406	13	26.110	+2.065	13	33.627	+2.356	42.507	+3.271
14	P 171	O'KEEFFE Teagan	RSA	10	0.575	+0.030	6	57.272	7	10.596	+0.400	14	26.711	+2.666	14	34.133	+2.862	42.880	+3.644
15	P 32	CRAIN Brooke	USA	5	0.558	+0.013	6	57.272	6	10.568	+0.372							DNF	DNF
16	3	POTTIER Magalie	FRA	16	0.989	+0.444	16	40.809										DNF	DNF

#### NOTES

° = Junior, P = Permanent Number

#### LEGEND

DNF Did Not Finish

Timing and Results by  SWISS TIMING

[www.bmxholland.com](http://www.bmxholland.com)

[www.bmx-results.com](http://www.bmx-results.com)

CBW01\_73A\_ST 1.0

Report Created SAT 12 MAY 2012 16:30

Page 1 / 1



## BMX Supercross WC 2012 - Papendal (NED)

Olympic Training Center  
12 MAY 2012  
13:15

Elite Men  
Time Trial



### Start List

Start Order	estimat. Start	Bike Number	UCI Rank	Name	Titel	NOC Code	Date of Birth	Run1	Superfinal
1	13:15:00	P 117		FANTONI Giacomo		ITA	18 MAR 1991		
2	13:16:00	192		ROZSENIICH Gabor		HUN	14 SEP 1991		
3	13:17:00	P 104		KALTOFT Mike		DEN	6 JUN 1990		
4	13:18:00	170		ALCOJOR RAMOS G		ESP	11 OCT 1989		
5	13:19:00	P 191		ANDREASEN Klaus Bøgh		DEN	10 JUL 1987		
6	13:20:00	P 73		WATERHOUSE Scott		GBR	14 AUG 1987		
7	13:21:00	194		SZOBOSZLAI Patrick		HUN	18 FEB 1993		
8	13:22:00	P 205		HALMA Daryl		NED	25 NOV 1993		
9	13:23:00	197		VIRDIS Luca		ITA	1 JUN 1993		
10	13:24:00	201		CLAESEN Chiel		NED	26 AUG 1993		
11	13:25:00	P 308		LAUSTSEN Niclas		DEN	30 AUG 1992		
12	13:26:00	P 331		MANTION Remi		FRA	15 MAR 1991		
13	13:27:00	P 339		MUHLHANS Petr	NCh	CZE	20 JUN 1986		
14	13:28:00	P 321		RICCARDI Remi		FRA	22 SEP 1989		
15	13:29:00	P 919		CHIRON Emilien		FRA	19 OCT 1989		
16	13:30:00	P 925		TANNIGER Romain		SUI	28 SEP 1993		
17	13:31:00	217		KOMAROV Evgeny		RUS	8 NOV 1988		
18	13:32:00	219		CRESPO OLIVAN Ruben		ESP	8 JUL 1992		
19	13:33:00	162	180	KUCERA Jan°		CZE	10 APR 1994		
20	13:34:00	208	97	SCHIPPERS Jordi°		NED	22 MAR 1995		
21	13:35:00	214	87	van OS Randy°		NED	15 APR 1994		
22	13:36:00	207	47	PETERS Jasper°		NED	24 FEB 1994		
23	13:37:00	206	38	LINK Mark°		NED	27 FEB 1995		
24	13:38:00	179	20	DUMAIN Antoine°		FRA	17 JUN 1994		
25	13:39:00	143	14	HOMBSCH Luke°		AUS	27 JUN 1994		
26	13:40:00	139	13	FRIESWYK Corey°		AUS	26 JAN 1994		
27	13:41:00	129	8	VILLEGAS Federico°		ARG	13 JUL 1994		
28	13:42:00	189	2	SCHMIDT Julian°		GER	10 DEC 1994		
29	13:43:00	159	1	RAMIREZ YEPEZ C A °		COL	12 MAR 1994		
30	13:44:00	P 913	252	SVUB Jan		CZE	20 FEB 1990		
31	13:45:00	218	239	MIRELES SUAZO C		MEX	25 NOV 1992		
32	13:46:00	P 63	235	SKUJINS Toms		LAT	6 SEP 1990		
33	13:47:00	P 136	225	MELLISH Derrick		NZL	27 MAR 1989		
34	13:48:00	P 921	218	HARMSSEN Joris		NED	26 NOV 1992		
35	13:49:00	204	204	HOOGLAND Jeffrey		NED	16 MAR 1993		
36	13:50:00	P 112	190	PARTRIDGE Mischa		CAN	21 JUN 1988		
37	13:51:00	P 229	190	AGUIRRE Elias		CHI	29 MAR 1992		
38	13:52:00	P 195	175	McCORMACK Connor		CAN	8 JAN 1993		
39	13:53:00	173	167	KILLIAN PATRICOLO		ESP	10 APR 1989		
40	13:54:00	P 420	163	MAYET Romain		FRA	30 APR 1993		
41	13:55:00	157	156	SIPKOI Derek		CAN	8 SEP 1986		
42	13:56:00	P 79	149	SAMPEI Masahiro		JPN	2 MAY 1990		
43	13:57:00	155	138	OSTETI Hugo		BRA	25 OCT 1993		
44	13:58:00	P 43	122	LAPRAZ Yvan		SUI	9 AUG 1989		
45	13:59:00	216	122	HELLEVIK Martin		NOR	1 DEC 1992		
46	14:00:00	P 426	119	STRICKLAND Cal		GBR	10 AUG 1990		
47	14:01:00	P 246	113	SOPPELSA Dino		SUI	31 JUL 1993		
48	14:02:00	P 169	113	GODET Julien		FRA	26 SEP 1989		
49	14:03:00	P 125	113	DEMONT Jonathan		SUI	3 OCT 1992		
50	14:04:00	P 818	110	PERRIER Julian		FRA	4 MAY 1988		
51	14:05:00	P 622	102	FRANKS Daniel		NZL	2 OCT 1993		
52	14:06:00	P 96	102	MARTINEZ Lorin		FRA	16 JAN 1992		





## BMX Supercross WC 2012 - Papendal (NED)

Olympic Training Center  
12 MAY 2012  
13:15

**Elite Men**  
Time Trial



### Start List

Start Order	estimat. Start	Bike Number	UCI Rank	Name	Titel	NOC Code	Date of Birth	Run1	Superfinal
53	14:07:00	P 167	99	JAMES Kurt		NZL	12 JUL 1991		
54	14:08:00	P 38	98	MATSUSHITA Tatsumi		JPN	24 SEP 1991		
55	14:09:00	P 18	94	TAMME Lukas		CZE	16 OCT 1979		
56	14:10:00	P 133	93	CRISTOFOLI Roberto		ITA	29 JAN 1990		
57	14:11:00	P 153	92	SUAREZ Jonathan		VEN	6 DEC 1987		
58	14:12:00	P 105	91	NHLAPO Sifiso		RSA	13 MAY 1987		
59	14:13:00	183	90	TEULLET Denis		FRA	5 JAN 1992		
60	14:14:00	215	88	CAMERON Matthew	NCh	NZL	21 FEB 1985		
61	14:15:00	145	86	DUBOIS Arnaud	NCh	BEL	2 MAY 1986		
62	14:16:00	P 56	86	SALAZAR LOPEZ S I		COL	23 MAR 1986		
63	14:17:00	P 927	85	FOX Nicholas		NZL	13 NOV 1993		
64	14:18:00	P 327	83	van der HEIJDEN Jordy		NED	1 JUN 1988		
65	14:19:00	142	82	GRAY Jamie		AUS	24 APR 1981		
66	14:20:00	150	81	MARTINS FERREIRA Igor		BRA	15 MAY 1993		
67	14:21:00	P 115	80	GOUX Lilian		FRA	15 MAY 1989		
68	14:22:00	P 20	73	AGUILUZ Andre Fossa	WChTT	NOR	26 MAY 1991		
69	14:23:00	P 15	72	SCHERPEN Martijn		NED	29 APR 1988		
70	14:24:00	P 13	71	RINDERKNECHT Roger		SUI	4 MAY 1981		
71	14:25:00	P 193	70	SCHLANG Daniel		GER	19 MAR 1991		
72	14:26:00	P 211	69	EVANS Kyle		GBR	26 SEP 1993		
73	14:27:00	P 161	68	van de WETERING Glenn		NED	6 FEB 1991		
74	14:28:00	P 12	67	PROKOP Michal		CZE	1 APR 1981		
75	14:29:00	P 50	66	FALLA BUCHELY E A		ECU	12 JUN 1986		
76	14:30:00	P 152	64	GALAN CARRASCO P		ESP	24 NOV 1986		
77	14:31:00	P 373	62	BLANC Renaud	NCh	SUI	3 JAN 1991		
78	14:32:00	P 316	61	BROWN Tyler		USA	22 MAY 1985		
79	14:33:00	P 69	60	GODET Damien		FRA	10 NOV 1986		
80	14:34:00	P 32	59	KARTFJORD Sebastian		NOR	6 AUG 1987		
81	14:35:00	P 71	58	LEJINS Kristers		LAT	29 AUG 1992		
82	14:36:00	P 75	57	BRADFORD Joey		USA	10 OCT 1989		
83	14:37:00	P 666	56	van der PUTTEN Ivo	NCh	NED	26 AUG 1986		
84	14:38:00	P 126	55	ENDARA MADERA F A		ECU	4 JUN 1989		
85	14:39:00	P 48	54	GRAF David		SUI	8 SEP 1989		
86	14:40:00	P 24	53	SHARRAH Corben		USA	20 APR 1992		
87	14:41:00	P 34	51	POPE Weston		USA	21 JAN 1988		
88	14:42:00	P 92	50	JASPERS Martijn		NED	11 FEB 1987		
89	14:43:00	P 77	49	de WILDE Robert		NED	30 APR 1977		
90	14:44:00	P 689	48	BAIER Maik		GER	20 JUN 1989		
91	14:45:00	P 421	46	RICCARDI Romain		ITA	26 JUL 1988		
92	14:46:00	P 98	43	ROGERS Jason		USA	18 NOV 1985		
93	14:47:00	P 102	42	THERKILDSEN Morten	NCh	DEN	24 SEP 1983		
94	14:48:00	P 86	40	ANTHONY Alex		USA	3 MAY 1991		
95	14:49:00	P 25	38	GOODWIN Darryn		AUS	2 AUG 1993		
96	14:50:00	176	38	DUCHENE Simon		FRA	11 MAY 1988		
97	14:51:00	P 114	37	CASTRO HERRERA A	NCh	COL	19 DEC 1986		
98	14:52:00	P 14	36	CALEYRON Quentin		FRA	30 JAN 1988		
99	14:53:00	P 120	35	PELLUARD Vincent		FRA	31 MAY 1990		
100	14:54:00	P 972	34	HAMON Thomas		FRA	19 MAR 1986		
101	14:55:00	P 28	32	de VECCHI Manuel	NCh	ITA	8 OCT 1980		
102	14:56:00	P 60	31	DIAZ MONTANA J L		COL	21 MAY 1987		
103	14:57:00	P 41	29	MANKUS Toms		LAT	17 MAR 1989		
104	14:58:00	P 144	29	DEAN Anthony		AUS	22 APR 1991		



## BMX Supercross WC 2012 - Papendal (NED)

Olympic Training Center  
12 MAY 2012  
13:15

**Elite Men**  
Time Trial



### Start List

Start Order	estimat. Start	Bike Number	UCI Rank	Name	Titel	NOC Code	Date of Birth	Run1	Superfinal
105	14:59:00	P 322	28	PIZARRO Ernesto	NCh	ARG	12 APR 1991		
106	15:00:00	P 17	27	MADILL Luke		AUS	28 MAY 1980		
107	15:01:00	P 954	26	FAORO Tyler		USA	27 MAY 1989		
108	15:02:00	P 10	25	ROBINSON Donny		USA	17 JUN 1983		
109	15:03:00	P 148	24	van GENDT Twan		NED	9 JUN 1992		
110	15:04:00	P 457	23	CALLAN Joshua		AUS	8 APR 1991		
111	15:05:00	8	22	MOO CAILLE Moana		FRA	13 AUG 1988		
112	15:06:00	P 365	21	DAY Mike		USA	9 OCT 1984		
113	15:07:00	P 572	20	BRETHAUER Luis	NCh	GER	14 SEP 1992		
114	15:08:00	P 717	19	JIMENEZ CAICEDO		COL	27 AUG 1986		
115	15:09:00	P 39	18	ANDRE Sylvain		FRA	14 OCT 1992		
116	15:10:00	P 84	17	VEIDE Rihards		LAT	1 NOV 1991		
117	15:11:00	156	16	REZENDE Renato		BRA	28 FEB 1991		
118	15:12:00	P 97	15	YOUNG Khalen		AUS	20 NOV 1984		
119	15:13:00	P 127	14	TREIMANIS Edzus	NCh	LAT	21 APR 1988		
120	15:14:00	P 37	13	van GORKOM Jelle		NED	5 JAN 1991		
121	15:15:00	6	12	OQUENDO ZABALA		COL	16 NOV 1987		
122	15:16:00	P 64	11	LONG Nicholas		USA	6 OCT 1989		
123	15:17:00	P 95	10	NOBLES Barry		USA	2 DEC 1986		
124	15:18:00	P 49	9	NYHAUG Tory	NCh	CAN	17 APR 1992		
125	15:19:00	1	8	DAUDET Joris	WCh	FRA	12 FEB 1991		
126	15:20:00	P 81	7	STROMBERGS Maris		LAT	10 MAR 1987		
127	15:21:00	P 80	6	HERMAN David		USA	9 MAY 1988		
128	15:22:00	P 121	5	van der BIEZEN Raymon		NED	14 JAN 1987		
129	15:23:00	5	4	KIRKHAM Brian	NCh	AUS	1 JAN 1986		
130	15:24:00	P 777	3	WILLERS Marc		NZL	11 SEP 1985		
131	15:25:00	P 91	2	WILLOUGHBY Sam		AUS	15 AUG 1991		
132	15:26:00	7	1	FIELDS Connor	NCh	USA	14 SEP 1992		

**Qualification Rule:** best 64 riders qualify for the next round.

**best 16 riders qualify for Time Trials - Superfinal**

#### NOTES

° = Junior, P = Permanent Number, WCh = World Champion, WChTT = World Champion TimeTrials, NCh = National Champion



## BMX Supercross WC 2012 - Papendal (NED)

Olympic Training Center  
12 MAY 2012  
13:15

Elite Men  
Time Trial



### Results

Rank	Bike Number	Name	NOC Code	Run1		Qualified	Superfinal
				Time	Gap		
1	P 81	STROMBERGS Maris	LAT	39.229	0.000	Q	Q
2	P 365	DAY Mike	USA	39.441	+0.212	Q	Q
3	P 148	van GENDT Twan	NED	39.517	+0.288	Q	Q
4	P 572	BRETHAUER Luis	GER	39.536	+0.307	Q	Q
5	P 14	CALEYRON Quentin	FRA	39.702	+0.473	Q	Q
6	1	DAUDET Joris	FRA	39.731	+0.502	Q	Q
7	P 91	WILLOUGHBY Sam	AUS	39.837	+0.608	Q	Q
8	P 717	JIMENEZ CAICEDO Andres Eduardo	COL	39.928	+0.699	Q	Q
9	P 121	van der BIEZEN Raymon	NED	40.004	+0.775	Q	Q
10	P 666	van der PUTTEN Ivo	NED	40.041	+0.812	Q	Q
11	P 954	FAORO Tyler	USA	40.072	+0.843	Q	Q
12	P 39	ANDRE Sylvain	FRA	40.074	+0.845	Q	Q
13	6	OQUENDO ZABALA Carlos Mario	COL	40.086	+0.857	Q	Q
14	P 457	CALLAN Joshua	AUS	40.132	+0.903	Q	Q
15	7	FIELDS Connor	USA	40.133	+0.904	Q	Q
16	P 49	NYHAUG Tory	CAN	40.267	+1.038	Q	Q
17	P 777	WILLERS Marc	NZL	40.268	+1.039	Q	
18	P 120	PELLUARD Vincent	FRA	40.284	+1.055	Q	
19	P 95	NOBLES Barry	USA	40.357	+1.128	Q	
20	P 127	TREIMANIS Edzus	LAT	40.439	+1.210	Q	
21	P 20	AGUILUZ Andre Fossa	NOR	40.455	+1.226	Q	
22	P 56	SALAZAR LOPEZ Sergio Ignacio	COL	40.531	+1.302	Q	
23	P 24	SHARRAH Corben	USA	40.549	+1.320	Q	
24	P 84	VEIDE Rihards	LAT	40.565	+1.336	Q	
25	P 972	HAMON Thomas	FRA	40.587	+1.358	Q	
26	8	MOO CAILLE Moana	FRA	40.613	+1.384	Q	
27	207	PETERS Jasper <sup>o</sup>	NED	40.647	+1.418	Q	
28	P 97	YOUNG Khalen	AUS	40.731	+1.502	Q	
29	5	KIRKHAM Brian	AUS	40.749	+1.520	Q	
30	P 921	HARMSSEN Joris	NED	40.922	+1.693	Q	
31	P 102	THERKILDSEN Morten	DEN	40.960	+1.731	Q	
32	145	DUBOIS Arnaud	BEL	40.970	+1.741	Q	
33	P 48	GRAF David	SUI	40.997	+1.768	Q	
34	P 28	de VECCHI Manuel	ITA	41.016	+1.787	Q	
35	P 77	de WILDE Robert	NED	41.033	+1.804	Q	
36	P 32	KARTFJORD Sebastian	NOR	41.079	+1.850	Q	
37	P 925	TANNIGER Romain	SUI	41.092	+1.863	Q	
38	P 17	MADILL Luke	AUS	41.123	+1.894	Q	
39	P 818	PERRIER Julian	FRA	41.169	+1.940	Q	
40	215	CAMERON Matthew	NZL	41.209	+1.980	Q	
41	P 80	HERMAN David	USA	41.279	+2.050	Q	
42	P 167	JAMES Kurt	NZL	41.283	+2.054	Q	
43	P 13	RINDERKNECHT Roger	SUI	41.298	+2.069	Q	
44	P 18	TAMME Lukas	CZE	41.304	+2.075	Q	
45	P 69	GODET Damien	FRA	41.311	+2.082	Q	



## BMX Supercross WC 2012 - Papendal (NED)

Olympic Training Center  
12 MAY 2012  
13:15

Elite Men  
Time Trial



### Results

Rank	Bike Number	Name	NOC Code	Run1		Qualified	Superfinal
				Time	Gap		
46	P 10	ROBINSON Donny	USA	41.404	+2.175	Q	
47	P 126	ENDARA MADERA Fausto Andres	ECU	41.431	+2.202	Q	
48	P 689	BAIER Maik	GER	41.538	+2.309	Q	
49	P 161	van de WETERING Glenn	NED	41.566	+2.337	Q	
50	159	RAMIREZ YEPEZ Carlos Alberto°	COL	41.633	+2.404	Q	
51	P 64	LONG Nicholas	USA	41.738	+2.509	Q	
52	P 63	SKUJINS Toms	LAT	41.773	+2.544	Q	
53	P 43	LAPRAZ Yvan	SUI	41.781	+2.552	Q	
54	P 133	CRISTOFOLI Roberto	ITA	41.826	+2.597	Q	
55	P 144	DEAN Anthony	AUS	41.851	+2.622	Q	
56	P 98	ROGERS Jason	USA	41.874	+2.645	Q	
57	P 12	PROKOP Michal	CZE	41.877	+2.648	Q	
58	P 71	LEJINS Kristers	LAT	41.923	+2.694	Q	
59	P 321	RICCARDI Remi	FRA	41.926	+2.697	Q	
60	P 60	DIAZ MONTANA Jose Luis	COL	41.929	+2.700	Q	
61	P 25	GOODWIN Darryn	AUS	41.930	+2.701	Q	
62	176	DUCHENE Simon	FRA	41.999	+2.770	Q	
63	P 152	GALAN CARRASCO Pablo	ESP	42.019	+2.790	Q	
64	P 34	POPE Weston	USA	42.053	+2.824	Q	
65	179	DUMAIN Antoine°	FRA	42.062	+2.833		
66	P 105	NHLAPO Sifiso	RSA	42.101	+2.872		
67	183	TEULLET Denis	FRA	42.172	+2.943		
68	P 322	PIZARRO Ernesto	ARG	42.202	+2.973		
69	P 41	MANKUS Toms	LAT	42.209	+2.980		
70	P 327	van der HEIJDEN Jordy	NED	42.211	+2.982		
71	217	KOMAROV Evgeny	RUS	42.220	+2.991		
72	P 421	RICCARDI Romain	ITA	42.243	+3.014		
73	P 114	CASTRO HERRERA Augusto	COL	42.399	+3.170		
74	P 927	FOX Nicholas	NZL	42.448	+3.219		
75	206	LINK Mark°	NED	42.496	+3.267		
76	P 169	GODET Julien	FRA	42.510	+3.281		
77	156	REZENDE Renato	BRA	42.570	+3.341		
78	P 622	FRANKS Daniel	NZL	42.655	+3.426		
79	214	van OS Randy°	NED	42.721	+3.492		
80	P 50	FALLA BUCHELY Emilio Andres	ECU	42.737	+3.508		
81	P 92	JASPERS Martijn	NED	42.829	+3.600		
82	216	HELLEVIK Martin	NOR	42.847	+3.618		
83	P 38	MATSUSHITA Tatsumi	JPN	42.872	+3.643		
84	P 153	SUAREZ Jonathan	VEN	42.902	+3.673		
85	P 193	SCHLANG Daniel	GER	42.945	+3.716		
86	129	VILLEGAS Federico°	ARG	42.974	+3.745		
87	P 373	BLANC Renaud	SUI	43.118	+3.889		
88	194	SZOBOSZLAI Patrick	HUN	43.188	+3.959		
89	219	CRESPO OLIVAN Ruben	ESP	43.334	+4.105		
90	197	VIRDIS Luca	ITA	43.529	+4.300		



## BMX Supercross WC 2012 - Papendal (NED)

Olympic Training Center  
12 MAY 2012  
13:15

Elite Men  
Time Trial



### Results

Rank	Bike Number	Name	NOC Code	Run1		Qualified	Superfinal
				Time	Gap		
91	P 117	FANTONI Giacomo	ITA	43.530	+4.301		
92	P 195	McCORMACK Connor	CAN	43.539	+4.310		
93	P 125	DEMONT Jonathan	SUI	43.577	+4.348		
94	P 339	MUHLHANS Petr	CZE	43.739	+4.510		
95	170	ALCOJOR RAMOS Gustavo	ESP	43.756	+4.527		
96	P 331	MANTION Remi	FRA	43.868	+4.639		
97	P 426	STRICKLAND Cal	GBR	44.047	+4.818		
98	P 211	EVANS Kyle	GBR	44.101	+4.872		
99	204	HOOGLAND Jeffrey	NED	44.164	+4.935		
100	173	KILLIAN PATRICOLO Marc	ESP	44.354	+5.125		
101	150	MARTINS FERREIRA Igor	BRA	44.427	+5.198		
102	P 191	ANDREASEN Klaus Bøgh	DEN	44.681	+5.452		
103	142	GRAY Jamie	AUS	44.900	+5.671		
104	P 913	SVUB Jan	CZE	45.001	+5.772		
105	P 246	SOPPELSA Dino	SUI	45.016	+5.787		
106	P 73	WATERHOUSE Scott	GBR	45.041	+5.812		
107	201	CLAESEN Chiel	NED	45.190	+5.961		
108	P 205	HALMA Daryl	NED	46.071	+6.842		
109	192	ROZSENICH Gabor	HUN	46.692	+7.463		
110	143	HOMBSCH Luke °	AUS	46.779	+7.550		
111	P 420	MAYET Romain	FRA	47.549	+8.320		
112	157	SIPKOI Derek	CAN	52.225	+12.996		
113	P 136	MELLISH Derrick	NZL	53.427	+14.198		
114	P 75	BRADFORD Joey	USA	56.228	+16.999		
115	155	OSTETI Hugo	BRA	1:06.921	+27.692		
116	139	FRIESWYK Corey °	AUS	1:47.418	+1:08.189		
117	P 115	GOUX Lilian	FRA	DNF			
118	189	SCHMIDT Julian °	GER	DNF			
119	162	KUCERA Jan °	CZE	DNF			
	P 37	van GORKOM Jelle	NED	DNS			
	P 86	ANTHONY Alex	USA	DNS			
	P 316	BROWN Tyler	USA	DNS			
	P 15	SCHERPEN Martijn	NED	DNS			
	P 96	MARTINEZ Lorin	FRA	DNS			
	P 79	SAMPEI Masahiro	JPN	DNS			
	P 229	AGUIRRE Elias	CHI	DNS			
	P 112	PARTRIDGE Mischa	CAN	DNS			
	218	MIRELES SUAZO Christopher	MEX	DNS			
	208	SCHIPPERS Jordi °	NED	DNS			
	P 919	CHIRON Emilien	FRA	DNS			
	P 308	LAUSTSEN Niclas	DEN	DNS			
	P 104	KALTOFT Mike	DEN	DNS			





**BMX Supercross WC 2012 - Papendal (NED)**

Olympic Training Center  
12 MAY 2012  
13:15

**Elite Men**  
Time Trial



**Results**

**NOTES**

° = Junior, P = Permanent Number

**LEGEND**

**DNF** Did Not Finish                      **DNS** Did Not Start

Timing and Results by **SWISS TIMING**

[www.bmxholland.com](http://www.bmxholland.com)

[www.bmx-results.com](http://www.bmx-results.com)

CBM00\_73A\_TTR 1.0

Report Created SAT 12 MAY 2012 15:04

Page 4 / 4



## BMX Supercross WC 2012 - Papendal (NED)

Olympic Training Center  
12 MAY 2012  
13:15

Elite Men  
Time Trial



### Results - Superfinal

Rank	Bike Number	Name	NOC Code	Date of Birth	Superfinal	
					Time	Gap
1	7	FIELDS Connor	USA	14.09.1992	38.979	0.000
2	P 81	STROMBERGS Maris	LAT	10.03.1987	39.176	+0.197
3	P 148	van GENDT Twan	NED	09.06.1992	39.359	+0.380
4	P 39	ANDRE Sylvain	FRA	14.10.1992	39.364	+0.385
5	P 121	van der BIEZEN Raymon	NED	14.01.1987	39.404	+0.425
6	P 572	BRETHAUER Luis	GER	14.09.1992	39.709	+0.730
7	6	OQUENDO ZABALA Carlos Mario	COL	16.11.1987	39.764	+0.785
8	P 666	van der PUTTEN Ivo	NED	26.08.1986	40.126	+1.147
9	1	DAUDET Joris	FRA	12.02.1991	40.138	+1.159
10	P 14	CALEYRON Quentin	FRA	30.01.1988	40.183	+1.204
11	P 717	JIMENEZ CAICEDO Andres Eduardo	COL	27.08.1986	40.401	+1.422
12	P 457	CALLAN Joshua	AUS	08.04.1991	40.625	+1.646
13	P 49	NYHAUG Tory	CAN	17.04.1992	40.822	+1.843
14	P 365	DAY Mike	USA	09.10.1984	47.946	+8.967
15	P 954	FAORO Tyler	USA	27.05.1989	51.443	+12.464
16	P 91	WILLOUGHBY Sam	AUS	15.08.1991	DNF	

#### NOTES

° = Junior, P = Permanent Number

#### LEGEND

DNF Did Not Finish



**BMX Supercross WC 2012 - Papendal (NED)**

 Olympic Training Center  
 12 MAY 2012  
 13:15

**Elite Men**  
 Time Trial Run1

**Results Time Trials with Split Times**

Rank	Bike Number	Name	NOC Code	START			SPEED		IT1			IT2			IT3			RUN	
				Rk	Time	Beh.	Rk	Speed	Rk	Time	Beh.	Rk	Time	Beh.	Rk	Time	Beh.	Time	Beh.
1	P 81	STROMBERGS Maris	LAT	20	0.524	+0.018	8	61.463	4	8.998	+0.160	1	25.507	0.000				39.229	0.000
2	P 365	DAY Mike	USA	24	0.527	+0.021	98	56.312	30	9.254	+0.416	3	25.715	+0.208				39.441	+0.212
3	P 148	van GENDT Twan	NED	82	0.550	+0.044	1	63.396	14	9.137	+0.299	2	25.707	+0.200				39.517	+0.288
4	P 572	BRETHAUER Luis	GER	78	0.548	+0.042	66	57.931	13	9.133	+0.295	5	25.859	+0.352				39.536	+0.307
5	P 14	CALEYRON Quentin	FRA	102	0.564	+0.058	52	58.947	7	9.094	+0.256	14	26.319	+0.812				39.702	+0.473
6	1	DAUDET Joris	FRA	38	0.532	+0.026	2	62.608	44	9.321	+0.483	10	26.235	+0.728				39.731	+0.502
7	P 91	WILLOUGHBY Sam	AUS	63	0.542	+0.036	66	57.931	9	9.099	+0.261	4	25.812	+0.305				39.837	+0.608
8	P 717	JIMENEZ CAICEDO	COL	63	0.542	+0.036	76	57.272	27	9.240	+0.402	9	26.232	+0.725				39.928	+0.699
9	P 121	van der BIEZEN Raymon	NED	42	0.534	+0.028	2	62.608	11	9.130	+0.292	12	26.251	+0.744				40.004	+0.775
10	P 666	van der PUTTEN Ivo	NED	98	0.560	+0.054	70	57.600	8	9.095	+0.257	7	26.030	+0.523				40.041	+0.812
11	P 954	FAORO Tyler	USA	50	0.537	+0.031	42	59.644	36	9.275	+0.437	8	26.206	+0.699				40.072	+0.843
12	P 39	ANDRE Sylvain	FRA	29	0.529	+0.023	46	59.294	23	9.192	+0.354	11	26.245	+0.738				40.074	+0.845
13	6	OQUENDO ZABALA	COL	60	0.541	+0.035	16	60.722	15	9.142	+0.304	13	26.283	+0.776				40.086	+0.857
14	P 457	CALLAN Joshua	AUS	42	0.534	+0.028	76	57.272	71	9.443	+0.605	17	26.407	+0.900				40.132	+0.903
15	7	FIELDS Connor	USA	6	0.510	+0.004	46	59.294	1	8.838	0.000	6	26.012	+0.505				40.133	+0.904
16	P 49	NYHAUG Tory	CAN	7	0.513	+0.007	70	57.600	6	9.093	+0.255	19	26.416	+0.909				40.267	+1.038
17	P 77	WILLERS Marc	NZL	54	0.539	+0.033	2	62.608	2	8.896	+0.058	20	26.431	+0.924				40.268	+1.039
18	P 120	PELLUARD Vincent	FRA	14	0.518	+0.012	59	58.604	3	8.956	+0.118	20	26.431	+0.924				40.284	+1.055
19	P 95	NOBLES Barry	USA	60	0.541	+0.035	76	57.272	28	9.244	+0.406	15	26.336	+0.829				40.357	+1.128
20	P 127	TREIMANIS Edzus	LAT	42	0.534	+0.028	12	61.090	49	9.345	+0.507	25	26.601	+1.094				40.439	+1.210
21	P 20	AGUILUZ Andre Fossa	NOR	118	0.599	+0.093	93	56.629	10	9.109	+0.271	22	26.493	+0.986				40.455	+1.226
22	P 56	SALAZAR LOPEZ S I	COL	88	0.554	+0.048	33	60.000	34	9.263	+0.425	24	26.565	+1.058				40.531	+1.302
23	P 24	SHARRAH Corben	USA	8	0.514	+0.008	83	56.949	53	9.361	+0.523	32	26.765	+1.258				40.549	+1.320
24	P 84	VEIDE Rihards	LAT	20	0.524	+0.018	8	61.463	21	9.179	+0.341	30	26.730	+1.223				40.565	+1.336
25	P 972	HAMON Thomas	FRA	99	0.561	+0.055	26	60.359	17	9.157	+0.319	18	26.408	+0.901				40.587	+1.358
26	8	MOO CAILLE Moana	FRA	57	0.540	+0.034	16	60.722	46	9.330	+0.492	23	26.552	+1.045				40.613	+1.384
27	207	PETERS Jasper°	NED	103	0.565	+0.059	83	56.949	80	9.512	+0.674	33	26.774	+1.267				40.647	+1.418
28	P 97	YOUNG Khalen	AUS	69	0.544	+0.038	76	57.272	57	9.370	+0.532	36	26.881	+1.374				40.731	+1.502
29	5	KIRKHAM Brian	AUS	54	0.539	+0.033	52	58.947	26	9.235	+0.397	16	26.400	+0.893				40.749	+1.520
30	P 921	HARMSSEN Joris	NED	4	0.509	+0.003	16	60.722	40	9.287	+0.449	31	26.754	+1.247				40.922	+1.693
31	P 102	THERKILDSEN Morten	DEN	29	0.529	+0.023	93	56.629	25	9.219	+0.381	27	26.636	+1.129				40.960	+1.731
32	145	DUBOIS Arnaud	BEL	12	0.517	+0.011	52	58.947	69	9.418	+0.580	35	26.844	+1.337				40.970	+1.741
33	P 48	GRAF David	SUI	29	0.529	+0.023	98	56.312	37	9.276	+0.438	28	26.680	+1.173				40.997	+1.768
34	P 28	de VECCHI Manuel	ITA	4	0.509	+0.003	2	62.608	12	9.131	+0.293	34	26.788	+1.281				41.016	+1.787
35	P 77	de WILDE Robert	NED	38	0.532	+0.026	16	60.722	55	9.366	+0.528	26	26.629	+1.122				41.033	+1.804
36	P 32	KARTFJORD Sebastian	NOR	29	0.529	+0.023	33	60.000	49	9.345	+0.507	46	27.174	+1.667				41.079	+1.850
37	P 925	TANNIGER Romain	SUI	49	0.536	+0.030	105	56.000	79	9.507	+0.669	48	27.221	+1.714				41.092	+1.863
38	P 17	MADILL Luke	AUS	16	0.519	+0.013	98	56.312	65	9.411	+0.573	47	27.195	+1.688				41.123	+1.894
39	P 818	PERRIER Julian	FRA	88	0.554	+0.048	98	56.312	29	9.249	+0.411	40	26.936	+1.429				41.169	+1.940
40	215	CAMERON Matthew	NZL	73	0.547	+0.041	33	60.000	54	9.363	+0.525	41	26.998	+1.491				41.209	+1.980
41	P 80	HERMAN David	USA	105	0.566	+0.060	8	61.463	5	9.058	+0.220	29	26.729	+1.222				41.279	+2.050
42	P 167	JAMES Kurt	NZL	112	0.577	+0.071	26	60.359	89	9.566	+0.728	42	27.002	+1.495				41.283	+2.054
43	P 13	RINDERKNECHT Roger	SUI	83	0.551	+0.045	76	57.272	38	9.280	+0.442	39	26.914	+1.407				41.298	+2.069
44	P 18	TAMME Lukas	CZE	52	0.538	+0.032	16	60.722	83	9.525	+0.687	37	26.884	+1.377				41.304	+2.075
45	P 69	GODET Damien	FRA	57	0.540	+0.034	105	56.000	78	9.504	+0.666	50	27.233	+1.726				41.311	+2.082
46	P 10	ROBINSON Donny	USA	11	0.516	+0.010	6	61.840	59	9.379	+0.541	38	26.889	+1.382				41.404	+2.175
47	P 126	ENDARA MADERA F A	ECU	23	0.526	+0.020	26	60.359	58	9.376	+0.538	43	27.025	+1.518				41.431	+2.202
48	P 689	BAIER Maik	GER	17	0.520	+0.014	42	59.644	64	9.405	+0.567	45	27.132	+1.625				41.538	+2.309
49	P 161	van de WETERING Glenn	NED	73	0.547	+0.041	52	58.947	43	9.320	+0.482	62	27.531	+2.024				41.566	+2.337
50	159	RAMIREZ YEPEZ C A °	COL	50	0.537	+0.031	105	56.000	35	9.269	+0.431	48	27.221	+1.714				41.633	+2.404
51	P 64	LONG Nicholas	USA	2	0.508	+0.002	83	56.949	31	9.256	+0.418	74	27.910	+2.403				41.738	+2.509
52	P 63	SKUJINS Toms	LAT	46	0.535	+0.029	52	58.947	91	9.618	+0.780	55	27.471	+1.964				41.773	+2.544
53	P 43	LAPRAZ Yvan	SUI	88	0.554	+0.048	33	60.000	32	9.260	+0.422	52	27.259	+1.752				41.781	+2.552





## BMX Supercross WC 2012 - Papendal (NED)

Olympic Training Center  
12 MAY 2012  
13:15

Elite Men  
Time Trial Run1



### Results Time Trials with Split Times

Rank	Bike Number	Name	NOC Code	START			SPEED		IT1			IT2			IT3			RUN	
				Rk	Time	Beh.	Rk	Speed	Rk	Time	Beh.	Rk	Time	Beh.	Rk	Time	Beh.	Time	Beh.
54	P 133	CRISTOFOLI Roberto	ITA	46	0.535	+0.029	98	56.312	97	9.685	+0.847	57	27.480	+1.973				41.826	+2.597
55	P 144	DEAN Anthony	AUS	60	0.541	+0.035	12	61.090	47	9.334	+0.496	66	27.599	+2.092				41.851	+2.622
56	P 98	ROGERS Jason	USA	41	0.533	+0.027	112	55.384	86	9.534	+0.696	65	27.588	+2.081				41.874	+2.645
57	P 12	PROKOP Michal	CZE	71	0.545	+0.039	46	59.294	75	9.470	+0.632	56	27.474	+1.967				41.877	+2.648
58	P 71	LEJINS Kristers	LAT	57	0.540	+0.034	76	57.272	48	9.344	+0.506	54	27.392	+1.885				41.923	+2.694
59	P 321	RICCARDI Remi	FRA	26	0.528	+0.022	42	59.644	66	9.414	+0.576	58	27.482	+1.975				41.926	+2.697
60	P 60	DIAZ MONTANA Jose Luis	COL	26	0.528	+0.022	112	55.384	76	9.488	+0.650	64	27.586	+2.079				41.929	+2.700
61	P 25	GOODWIN Darryn	AUS	54	0.539	+0.033	62	58.265	93	9.638	+0.800	67	27.631	+2.124				41.930	+2.701
62	176	DUCHENE Simon	FRA	73	0.547	+0.041	112	55.384	103	9.737	+0.899	60	27.512	+2.005				41.999	+2.770
63	P 152	GALAN CARRASCO Pablo	ESP	46	0.535	+0.029	112	55.384	90	9.600	+0.762	70	27.768	+2.261				42.019	+2.790
64	P 34	POPE Weston	USA	81	0.549	+0.043	26	60.359	42	9.296	+0.458	42	27.096	+1.589				42.053	+2.824
65	179	DUMAIN Antoine°	FRA	115	0.583	+0.077	70	57.600	100	9.708	+0.870	59	27.484	+1.977				42.062	+2.833
66	P 105	NHLAPO Sifiso	RSA	91	0.555	+0.049	52	58.947	39	9.286	+0.448	61	27.517	+2.010				42.101	+2.872
67	183	TEULLET Denis	FRA	17	0.520	+0.014	105	56.000	61	9.389	+0.551	68	27.726	+2.219				42.172	+2.943
68	P 322	PIZARRO Ernesto	ARG	93	0.556	+0.050	83	56.949	68	9.417	+0.579	51	27.252	+1.745				42.202	+2.973
69	P 41	MANKUS Toms	LAT	8	0.514	+0.008	76	57.272	41	9.292	+0.454	77	28.040	+2.533				42.209	+2.980
70	P 327	van der HEIJDEN Jordy	NED	26	0.528	+0.022	98	56.312	45	9.324	+0.486	69	27.751	+2.244				42.211	+2.982
71	217	KOMAROV Evgeny	RUS	36	0.531	+0.025	16	60.722	33	9.261	+0.423	71	27.771	+2.264				42.220	+2.991
72	P 421	RICCARDI Romain	ITA	24	0.527	+0.021	83	56.949	49	9.345	+0.507	87	28.338	+2.831				42.243	+3.014
73	P 114	CASTRO HERRERA A	COL	83	0.551	+0.045	33	60.000	18	9.158	+0.320	88	28.359	+2.852				42.399	+3.170
74	P 927	FOX Nicholas	NZL	66	0.543	+0.037	83	56.949	115	10.112	+1.274	82	28.181	+2.674				42.448	+3.219
75	206	LINK Mark°	NED	107	0.572	+0.066	112	55.384	63	9.403	+0.565	91	28.522	+3.015				42.496	+3.267
76	P 169	GODET Julien	FRA	52	0.538	+0.032	16	60.722	77	9.502	+0.664	72	27.864	+2.357				42.510	+3.281
77	156	REZENDE Renato	BRA	110	0.573	+0.067	70	57.600	87	9.545	+0.707	79	28.054	+2.547				42.570	+3.341
78	P 622	FRANKS Daniel	NZL	86	0.553	+0.047	112	55.384	105	9.768	+0.930	81	28.105	+2.598				42.655	+3.426
79	214	van OS Randy°	NED	95	0.557	+0.051	46	59.294	102	9.725	+0.887	85	28.263	+2.756				42.721	+3.492
80	P 50	FALLA BUCHELY E A	ECU	95	0.557	+0.051	26	60.359	22	9.181	+0.343	83	28.242	+2.735				42.737	+3.508
81	P 92	JASPERS Martijn	NED	14	0.518	+0.012	33	60.000	67	9.415	+0.577	90	28.509	+3.002				42.829	+3.600
82	216	HELLEVIK Martin	NOR	73	0.547	+0.041	12	61.090	82	9.522	+0.684	78	28.053	+2.546				42.847	+3.618
83	P 38	MATSUSHITA Tatsumi	JPN	66	0.543	+0.037	93	56.629	106	9.784	+0.946	84	28.256	+2.749				42.872	+3.643
84	P 153	SUAREZ Jonathan	VEN	42	0.534	+0.028	83	56.949	72	9.453	+0.615	73	27.874	+2.367				42.902	+3.673
85	P 193	SCHLANG Daniel	GER	36	0.531	+0.025	8	61.463	62	9.391	+0.553	76	28.008	+2.501				42.945	+3.716
86	129	VILLEGAS Federico°	ARG	69	0.544	+0.038	16	60.722	85	9.529	+0.691	80	28.066	+2.559				42.974	+3.745
87	P 373	BLANC Renaud	SUI	12	0.517	+0.011	66	57.931	92	9.622	+0.784	89	28.383	+2.876				43.118	+3.889
88	194	SZOBOSZLAI Patrick	HUN	97	0.558	+0.052	119	54.486	104	9.747	+0.909	94	28.735	+3.228				43.188	+3.959
89	219	CRESPO OLIVAN Ruben	ESP	38	0.532	+0.026	26	60.359	60	9.386	+0.548	75	27.952	+2.445				43.334	+4.105
90	197	VIRDIS Luca	ITA	35	0.530	+0.024	83	56.949	113	9.944	+1.106	92	28.579	+3.072				43.529	+4.300
91	P 117	FANTONI Giacomo	ITA	10	0.515	+0.009	33	60.000	24	9.211	+0.373	97	28.914	+3.407				43.530	+4.301
92	P 195	McCORMACK Connor	CAN	107	0.572	+0.066	66	57.931	95	9.650	+0.812	93	28.629	+3.122				43.539	+4.310
93	P 125	DEMONT Jonathan	SUI	85	0.552	+0.046	59	58.604	72	9.453	+0.615	96	28.912	+3.405				43.577	+4.348
94	P 339	MUHLHANS Petr	CZE	99	0.561	+0.055	59	58.604	114	10.026	+1.188	95	28.907	+3.400				43.739	+4.510
95	170	ALCOJOR RAMOS G	ESP	119	0.631	+0.125	93	56.629	108	9.802	+0.964	98	28.994	+3.487				43.756	+4.527
96	P 331	MANTION Remi	FRA	107	0.572	+0.066	83	56.949	96	9.663	+0.825	104	29.375	+3.868				43.868	+4.639
97	P 426	STRICKLAND Cal	GBR	78	0.548	+0.042	62	58.265	101	9.714	+0.876	86	28.269	+2.762				44.047	+4.818
98	P 211	EVANS Kyle	GBR	2	0.508	+0.002	93	56.629	16	9.147	+0.309	101	29.209	+3.702				44.101	+4.872
99	204	HOGLAND Jeffrey	NED	99	0.561	+0.055	33	60.000	116	10.225	+1.387	99	29.154	+3.647				44.164	+4.935
100	173	KILLIAN PATRICOLO Marc	ESP	117	0.595	+0.089	105	56.000	112	9.858	+1.020	102	29.338	+3.831				44.354	+5.125
101	150	MARTINS FERREIRA Igor	BRA	91	0.555	+0.049	12	61.090	52	9.348	+0.510	107	29.684	+4.177				44.427	+5.198
102	P 191	ANDREASEN Klaus Bøgh	DEN	111	0.575	+0.069	26	60.359	70	9.424	+0.586	105	29.625	+4.118				44.681	+5.452
103	142	GRAY Jamie	AUS	66	0.543	+0.037	42	59.644	81	9.516	+0.678	103	29.347	+3.840				44.900	+5.671
104	P 913	SVUB Jan	CZE	93	0.556	+0.050	98	56.312	98	9.690	+0.852	109	30.064	+4.557				45.001	+5.772
105	P 246	SOPPELSA Dino	SUI	22	0.525	+0.019	46	59.294	88	9.553	+0.715	106	29.675	+4.168				45.016	+5.787
106	P 73	WATERHOUSE Scott	GBR	73	0.547	+0.041	110	55.690	110	9.822	+0.984	100	29.183	+3.676				45.041	+5.812



## BMX Supercross WC 2012 - Papendal (NED)

Olympic Training Center  
12 MAY 2012  
13:15

Elite Men  
Time Trial Run1



### Results Time Trials with Split Times


Rank	Bike Number	Name	NOC Code	START			SPEED		IT1			IT2			IT3			RUN	
				Rk	Time	Beh.	Rk	Speed	Rk	Time	Beh.	Rk	Time	Beh.	Rk	Time	Beh.	Time	Beh.
107	201	CLAESEN Chiel	NED	113	0.580	+0.074	110	55.690	118	10.424	+1.586	108	29.909	+4.402				45.190	+5.961
108	P 205	HALMA Daryl	NED	113	0.580	+0.074	46	59.294	117	10.401	+1.563	111	30.283	+4.776				46.071	+6.842
109	192	ROZSENIH Gabor	HUN	19	0.522	+0.016	52	58.947	99	9.703	+0.865	113	31.595	+6.088				46.692	+7.463
110	143	HOMBSCH Luke <sup>o</sup>	AUS	72	0.546	+0.040	112	55.384	107	9.788	+0.950	112	30.933	+5.426				46.779	+7.550
111	P 420	MAYET Romain	FRA	29	0.529	+0.023	16	60.722	20	9.178	+0.340	110	30.173	+4.666				47.549	+8.320
112	157	SIPKOI Derek	CAN	86	0.553	+0.047	33	60.000	83	9.525	+0.687	63	27.545	+2.038				52.225	+12.996
113	P 136	MELLISH Derrick	NZL	116	0.586	+0.080	62	58.265	111	9.832	+0.994	114	32.311	+6.804				53.427	+14.198
114	P 75	BRADFORD Joey	USA	29	0.529	+0.023	16	60.722	19	9.172	+0.334	115	33.239	+7.732				56.228	+16.999
115	155	OSTETI Hugo	BRA	1	0.506	0.000	6	61.840	74	9.463	+0.625	53	27.269	+1.762				1:06.921	+27.692
116	139	FRIESWYK Corey <sup>o</sup>	AUS	78	0.548	+0.042	83	56.949	94	9.642	+0.804	116	16.564	+51.057				1:47.418	+08.189
117	P 115	GOUX Lilian	FRA	103	0.565	+0.059	70	57.600										DNF	DNF
118	189	SCHMIDT Julian <sup>o</sup>	GER	63	0.542	+0.036	70	57.600	56	9.367	+0.529							DNF	DNF
119	162	KUCERA Jan <sup>o</sup>	CZE	105	0.566	+0.060	62	58.265	109	9.814	+0.976							DNF	DNF
	P 37	van GORKOM Jelle	NED															DNS	DNS
	P 86	ANTHONY Alex	USA															DNS	DNS
	P 316	BROWN Tyler	USA															DNS	DNS
	P 15	SCHERPEN Martijn	NED															DNS	DNS
	P 96	MARTINEZ Lorin	FRA															DNS	DNS
	P 79	SAMPEI Masahiro	JPN															DNS	DNS
	P 229	AGUIRRE Elias	CHI															DNS	DNS
	P 112	PARTRIDGE Mischa	CAN															DNS	DNS
	218	MIRELES SUAZO C	MEX															DNS	DNS
	208	SCHIPPERS Jordi <sup>o</sup>	NED															DNS	DNS
	P 919	CHIRON Emilien	FRA															DNS	DNS
	P 308	LAUSTSEN Niclas	DEN															DNS	DNS
	P 104	KALTOFT Mike	DEN															DNS	DNS

#### NOTES

<sup>o</sup> = Junior, P = Permanent Number

#### LEGEND

**DNF** Did Not Finish      **DNS** Did Not Start

Timing and Results by  SWISS TIMING

[www.bmxholland.com](http://www.bmxholland.com)

[www.bmx-results.com](http://www.bmx-results.com)

CBM01\_73A\_ST 1.0

Report Created SAT 12 MAY 2012 15:06

Page 3 / 3



## BMX Supercross WC 2012 - Papendal (NED)

Olympic Training Center  
12 MAY 2012  
13:15

Elite Men  
Time Trial Run2



### Results Time Trials with Split Times


Rank	Bike Number	Name	NOC Code	START			SPEED		IT1			IT2			IT3			RUN	
				Rk	Time	Beh.	Rk	Speed	Rk	Time	Beh.	Rk	Time	Beh.	Rk	Time	Beh.	Time	Beh.
1	7	FIELDS Connor	USA	1	0.502	0.000	8	58.947	5	9.065	+0.191	1	25.430	0.000	1	31.848	0.000	38.979	0.000
2	P 81	STROMBERGS Maris	LAT	9	0.526	+0.024	3	62.222	2	8.975	+0.101	3	25.653	+0.223	2	32.084	+0.236	39.176	+0.197
3	P 148	van GENDT Twan	NED	5	0.520	+0.018	1	63.797	7	9.143	+0.269	2	25.650	+0.220	3	32.151	+0.303	39.359	+0.380
4	P 39	ANDRE Sylvain	FRA	8	0.525	+0.023	6	59.294	8	9.147	+0.273	5	25.800	+0.370	4	32.217	+0.369	39.364	+0.385
5	P 121	van der BIEZEN Raymon	NED	6	0.522	+0.020	2	62.608	9	9.149	+0.275	4	25.716	+0.286	5	32.286	+0.438	39.404	+0.425
6	P 572	BRETHAUER Luis	GER	13	0.539	+0.037	11	57.600	4	9.045	+0.171	6	25.981	+0.551	6	32.502	+0.654	39.709	+0.730
7	6	OQUENDO ZABALA	COL	7	0.523	+0.021	6	59.294	13	9.344	+0.470	8	26.158	+0.728	7	32.714	+0.866	39.764	+0.785
8	P 666	van der PUTTEN Ivo	NED	15	0.575	+0.073	15	56.000	11	9.181	+0.307	7	25.996	+0.566	8	32.719	+0.871	40.126	+1.147
9	1	DAUDET Joris	FRA	9	0.526	+0.024	3	62.222	6	9.119	+0.245	10	26.534	+1.104	9	32.839	+0.991	40.138	+1.159
10	P 14	CALEYRON Quentin	FRA	11	0.528	+0.026	8	58.947	3	9.005	+0.131	13	26.794	+1.364	10	33.084	+1.236	40.183	+1.204
11	P 717	JIMENEZ CAICEDO	COL	15	0.575	+0.073	14	56.629	14	9.374	+0.500	9	26.288	+0.858	11	33.113	+1.265	40.401	+1.422
12	P 457	CALLAN Joshua	AUS	2	0.510	+0.008	11	57.600	15	9.388	+0.514	12	26.617	+1.187	12	33.235	+1.387	40.625	+1.646
13	P 49	NYHAUG Tory	CAN	3	0.516	+0.014	11	57.600	12	9.280	+0.406	11	26.614	+1.184	13	33.398	+1.550	40.822	+1.843
14	P 365	DAY Mike	USA	3	0.516	+0.014	16	55.384	10	9.164	+0.290	15	30.252	+4.822	14	39.431	+7.583	47.946	+8.967
15	P 954	FAORO Tyler	USA	14	0.550	+0.048	5	59.644	16	9.492	+0.618	14	28.177	+2.747	15	39.438	+7.590	51.443	+12.464
16	P 91	WILLOUGHBY Sam	AUS	12	0.537	+0.035	10	58.604	1	8.874	0.000							DNF	DNF

#### NOTES

° = Junior, P = Permanent Number

#### LEGEND

DNF Did Not Finish

Timing and Results by  SWISS TIMING

[www.bmxholland.com](http://www.bmxholland.com)

[www.bmx-results.com](http://www.bmx-results.com)

CBM01\_73A\_ST 1.0

Report Created SAT 12 MAY 2012 16:59

Page 1 / 1



## BMX Supercross WC 2012 - Papendal (NED)

Olympic Training Center  
13 MAY 2012  
13:00

Elite Women  
Qualifying



### Results

	Rank	Bike Number	Name	NOC Code	Run1	Run2	Run3	Total Points
HEAT 1	1	P 68	BUCHANAN Caroline	AUS	40.378 (2)	39.587 (1)	39.855 (2)	5 Q
	2	P 22	le CORGUILLE Laetitia	FRA	40.015 (1)	40.996 (4)	39.428 (1)	6 Q
	3	3	POTTIER Magalie	FRA	41.166 (3)	40.309 (2)	40.390 (3)	8 Q
	4	P 91	VANHOOF Elke	BEL	41.864 (5)	41.037 (5)	42.057 (4)	14 Q
	5	P 469	HERNANDEZ Stefany	VEN	41.321 (4)	40.654 (3)	1:13.978 (8)	15
	6	6	RIMSAITE Vilma	LTU	44.340 (6)	44.357 (7)	42.549 (5)	18
	7	P 71	HILL Victoria	NZL	44.947 (7)	43.925 (6)	45.743 (6)	19
	8	P 124	RUNGE Regula	GER	48.120 (8)	47.975 (8)	48.888 (7)	23
HEAT 2	1	P 52	HLADIKOVA Aneta	CZE	43.753 (2)	42.405 (1)	42.206 (4)	7 Q
	2	P 41	HEREIJGERS Maartje	NED	45.292 (4)	42.920 (2)	41.513 (2)	8 Q
	3	P 57	AILLOUD Eva	FRA	44.874 (3)	43.115 (3)	43.366 (5)	11 Q
	4	P 21	REYNOLDS Lauren	AUS	54.211 (6)	43.717 (4)	41.982 (3)	13 Q
	5	P 15	MARTIN Arielle	USA	59.524 (8)	44.083 (5)	40.454 (1)	14
	6	109	STEVAUX CARNAVAL Priscila	BRA	43.670 (1)	45.413 (7)	43.896 (6)	14
	7	P 25	ALEKSEJEVA Sandra	LAT	48.420 (5)	44.549 (6)	46.877 (8)	19
	8	P 75	van BENTHEM Merle	NED	56.349 (7)	55.889 (8)	44.193 (7)	22
HEAT 3	1	P 11	POST Alise	USA	40.653 (1)	40.140 (1)	39.796 (1)	3 Q
	2	P 32	CRAIN Brooke	USA	40.992 (3)	40.530 (2)	41.295 (3)	8 Q
	3	P 39	CARR Amanda	USA	41.850 (5)	41.617 (4)	41.162 (2)	11 Q
	4	P 446	DIAZ Gabriela Maria	ARG	41.643 (4)	40.677 (3)	44.653 (6)	13 Q
	5	P 555	McLEOD Melinda	AUS	40.875 (2)	43.467 (5)	1:23.716 (8)	15
	6	P 27	LABOUNKOVA Romana	CZE	42.217 (6)	44.071 (7)	41.529 (4)	17
	7	P 95	COTTEREAU Blandine	FRA	43.987 (7)	46.090 (8)	43.662 (5)	20
	8	P 51	DELLAR Kirsten	AUS	44.133 (8)	43.700 (6)	55.366 (7)	21
HEAT 4	1	116	SMULDERS Laura	NED	40.885 (1)	43.885 (2)	41.239 (1)	4 Q
	2	P 31	GEVING Amanda	USA	41.372 (3)	44.248 (3)	42.960 (2)	8 Q
	3	P 971	VALENTINO Manon	FRA	42.522 (4)	42.191 (1)	43.525 (3)	8 Q
	4	P 171	O'KEEFFE Teagan	RSA	43.882 (6)	44.793 (4)	44.107 (4)	14 Q
	5	P 83	HORAKOVA Jana	CZE	41.241 (2)	DNF (8)	58.667 (7)	17
	6	P 38	TAYLOR Abbie	GBR	1:01.533 (8)	46.099 (5)	45.256 (5)	18
	7	P 42	FAEHNDRICH Jenny	SUI	49.546 (7)	48.296 (6)	51.039 (6)	19
	8	110	CHRISTENSEN Simone°	DEN	43.033 (5)	56.196 (7)	DNS (10)	22


**Qualification Rule:** best 4 riders from each heat after 3 runs qualify for the next round. Remainder are eliminated.

#### NOTES

° = Junior, P = Permanent Number

#### LEGEND

DNF Did Not Finish      DNS Did Not Start      Q Qualified

Timing and Results by  SWISS TIMING

[www.bmxholland.com](http://www.bmxholland.com)

[www.bmx-results.com](http://www.bmx-results.com)

CBW01\_73B 1.0

Report Created SUN 13 MAY 2012 14:39

Page 1 / 1



# BMX Supercross WC 2012 - Papendal (NED)

Olympic Training Center  
13 MAY 2012  
13:00

Elite Women  
Qualifying



## Moto Sheets

### Heat 1

Rank	Bike Number	Name	Run1					Run2					Run3					Total Points
			Gate Select. Order	Gate Number	Time	Pts	Rank	Gate Select. Order	Gate Number	Time	Pts	Rank	Gate Select. Order	Gate Number	Time	Pts	Rank	
1	P 68	BUCHANAN Caroline	1	1	40.378	(2)	2	2	3	39.587	(1)	1	1	1	39.855	(2)	2	5 Q
2	P 22	le CORGUILLE Laetitia	3	3	40.015	(1)	1	1	1	40.996	(4)	4	4	4	39.428	(1)	1	6 Q
3	3	POTTIER Magalie	4	4	41.166	(3)	3	3	2	40.309	(2)	2	2	2	40.390	(3)	3	8 Q
4	P 91	VANHOOF Elke	5	5	41.864	(5)	5	5	5	41.037	(5)	5	5	5	42.057	(4)	4	14 Q
5	P 469	HERNANDEZ Stefany	2	2	41.321	(4)	4	4	4	40.654	(3)	3	3	3	1:13.978	(8)	8	15
6	6	RIMSAITE Vilma	7	7	44.340	(6)	6	6	6	44.357	(7)	7	7	7	42.549	(5)	5	18
7	P 71	HILL Victoria	6	6	44.947	(7)	7	7	7	43.925	(6)	6	6	6	45.743	(6)	6	19
8	P 124	RUNGE Regula	8	8	48.120	(8)	8	8	8	47.975	(8)	8	8	8	48.888	(7)	7	23



# BMX Supercross WC 2012 - Papendal (NED)

Olympic Training Center  
13 MAY 2012  
13:00

Elite Women  
Qualifying



## Moto Sheets

### Heat 2

Rank	Bike Number	Name	Run1					Run2					Run3					Total Points
			Gate Select. Order	Gate Number	Time	Pts	Rank	Gate Select. Order	Gate Number	Time	Pts	Rank	Gate Select. Order	Gate Number	Time	Pts	Rank	
1	P 52	HLADIKOVA Aneta	2	3	43.753	(2)	2	2	42.405	(1)	1	1	1	42.206	(4)	4	7	Q
2	P 41	HEREIJGERS Maartje	4	6	45.292	(4)	4	4	42.920	(2)	2	2	2	41.513	(2)	2	8	Q
3	P 57	AILLOUD Eva	3	2	44.874	(3)	3	3	43.115	(3)	3	3	5	43.366	(5)	5	11	Q
4	P 21	REYNOLDS Lauren	5	4	54.211	(6)	6	6	43.717	(4)	4	4	3	41.982	(3)	3	13	Q
5	P 15	MARTIN Arielle	1	1	59.524	(8)	8	8	44.083	(5)	5	5	8	40.454	(1)	1	14	
6	109	STEVAUX CARNAVAL Priscila	8	5	43.670	(1)	1	1	45.413	(7)	7	7	4	43.896	(6)	6	14	
7	P 25	ALEKSEJEVA Sandra	7	8	48.420	(5)	5	5	44.549	(6)	6	6	7	46.877	(8)	8	19	
8	P 75	van BENTHEM Merle	6	7	56.349	(7)	7	7	55.889	(8)	8	8	6	44.193	(7)	7	22	



# BMX Supercross WC 2012 - Papendal (NED)

Olympic Training Center  
13 MAY 2012  
13:00

Elite Women  
Qualifying



## Moto Sheets

### Heat 3

Rank	Bike Number	Name	Run1					Run2					Run3					Total Points
			Gate Select. Order	Gate Number	Time	Pts	Rank	Gate Select. Order	Gate Number	Time	Pts	Rank	Gate Select. Order	Gate Number	Time	Pts	Rank	
1	P 11	POST Alise	1	1	40.653	(1)	1	1	40.140	(1)	1	1	1	39.796	(1)	1	<b>3 Q</b>	
2	P 32	CRAIN Brooke	4	4	40.992	(3)	3	3	40.530	(2)	2	2	3	41.295	(3)	3	<b>8 Q</b>	
3	P 39	CARR Amanda	5	7	41.850	(5)	5	2	41.617	(4)	4	4	5	41.162	(2)	2	<b>11 Q</b>	
4	P 446	DIAZ Gabriela Maria	2	3	41.643	(4)	4	4	40.677	(3)	3	3	4	44.653	(6)	6	<b>13 Q</b>	
5	P 555	McLEOD Melinda	6	8	40.875	(2)	2	7	43.467	(5)	5	5	7	1:23.716	(8)	8	15	
6	P 27	LABOUNKOVA Romana	3	6	42.217	(6)	6	5	44.071	(7)	7	7	6	41.529	(4)	4	17	
7	P 95	COTTEREAU Blandine	7	2	43.987	(7)	7	8	46.090	(8)	8	8	2	43.662	(5)	5	20	
8	P 51	DELLAR Kirsten	8	5	44.133	(8)	8	6	43.700	(6)	6	6	8	55.366	(7)	7	21	



# BMX Supercross WC 2012 - Papendal (NED)

Olympic Training Center  
13 MAY 2012  
13:00

Elite Women  
Qualifying



## Moto Sheets

### Heat 4

Rank	Bike Number	Name	Run1					Run2					Run3					Total Points	
			Gate Select. Order	Gate Number	Time	Pts	Rank	Gate Select. Order	Gate Number	Time	Pts	Rank	Gate Select. Order	Gate Number	Time	Pts	Rank		
1	116	SMULDERS Laura	3	2	40.885	(1)	1	1	2	43.885	(2)	2	2	2	41.239	(1)	1	4	Q
2	P 31	GEVING Amanda	5	4	41.372	(3)	3	3	3	44.248	(3)	3	3	3	42.960	(2)	2	8	Q
3	P 971	VALENTINO Manon	1	1	42.522	(4)	4	4	4	42.191	(1)	1	1	1	43.525	(3)	3	8	Q
4	P 171	O'KEEFFE Teagan	4	3	43.882	(6)	6	6	5	44.793	(4)	4	4	8	44.107	(4)	4	14	Q
5	P 83	HORAKOVA Jana	2	5	41.241	(2)	2	2	1	DNF	(8)	8	8	7	58.667	(7)	7	17	
6	P 38	TAYLOR Abbie	6	6	1:01.533	(8)	8	8	6	46.099	(5)	5	5	4	45.256	(5)	5	18	
7	P 42	FAEHNDRICH Jenny	8	7	49.546	(7)	7	7	7	48.296	(6)	6	6	6	51.039	(6)	6	19	
8	110	CHRISTENSEN Simone°	7	8	43.033	(5)	5	5	8	56.196	(7)	7	7		DNS	(10)	8	22	

#### NOTES

° = Junior, P = Permanent Number

Timing and Results by SWISS TIMING  
CBW00\_74B\_M 1.0

[www.bmxholland.com](http://www.bmxholland.com)  
Report Created SUN 13 MAY 2012 14:40

[www.bmx-results.com](http://www.bmx-results.com)  
Page 4 / 4





## BMX Supercross WC 2012 - Papendal (NED)

Olympic Training Center  
13 MAY 2012  
13:12

Elite Men  
Qualifying



### Results

	Rank	Bike Number	Name	NOC Code	Run1	Run2	Run3	Total Points
HEAT 1	1	P 777	WILLERS Marc	NZL	39.838 (2)	40.265 (3)	39.003 (1)	6 Q
	2	7	FIELDS Connor	USA	39.413 (1)	39.285 (1)	40.569 (4)	6 Q
	3	P 91	WILLOUGHBY Sam	AUS	40.330 (3)	40.921 (4)	40.534 (3)	10 Q
	4	P 161	van de WETERING Glenn	NED	40.827 (4)	40.023 (2)	40.996 (5)	11 Q
	5	P 689	BAIER Maik	GER	42.051 (7)	41.403 (5)	40.355 (2)	14
	6	P 34	POPE Weston	USA	41.461 (5)	41.803 (6)	41.052 (6)	17
	7	145	DUBOIS Arnaud	BEL	42.849 (8)	43.803 (7)	41.267 (7)	22
	8	P 48	GRAF David	SUI	41.578 (6)	1:03.799 (8)	42.643 (8)	22
HEAT 2	1	1	DAUDET Joris	FRA	40.464 (1)	40.090 (3)	39.717 (1)	5 Q
	2	P 666	van der PUTTEN Ivo	NED	40.691 (2)	39.590 (1)	39.971 (2)	5 Q
	3	P 80	HERMAN David	USA	41.498 (3)	39.909 (2)	40.121 (3)	8 Q
	4	215	CAMERON Matthew	NZL	42.415 (4)	1:01.272 (8)	41.753 (4)	16 Q
	5	P 12	PROKOP Michal	CZE	43.323 (5)	41.993 (6)	42.223 (5)	16
	6	P 84	VEIDE Rihards	LAT	43.508 (6)	40.437 (4)	DNF (8)	18
	7	P 98	ROGERS Jason	USA	46.204 (7)	44.348 (7)	42.872 (6)	20
	8	P 972	HAMON Thomas	FRA	1:01.615 (8)	41.901 (5)	DNF (8)	21
HEAT 3	1	5	KIRKHAM Brian	AUS	40.535 (1)	39.761 (1)	39.756 (1)	3 Q
	2	P 49	NYHAUG Tory	CAN	40.819 (2)	40.176 (2)	40.218 (2)	6 Q
	3	P 39	ANDRE Sylvain	FRA	41.986 (4)	40.519 (3)	40.397 (3)	10 Q
	4	P 69	GODET Damien	FRA	41.736 (3)	40.635 (4)	41.050 (6)	13 Q
	5	P 25	GOODWIN Darryn	AUS	42.306 (5)	41.496 (5)	40.704 (4)	14
	6	P 32	KARTFJORD Sebastian	NOR	44.416 (8)	42.526 (7)	41.022 (5)	20
	7	P 127	TREIMANIS Edzus	LAT	42.427 (6)	42.355 (6)	DNF (8)	20
	8	P 63	SKUJINS Toms	LAT	43.369 (7)	43.291 (8)	41.863 (7)	22
HEAT 4	1	P 121	van der BIEZEN Raymon	NED	40.029 (1)	42.001 (3)	39.623 (1)	5 Q
	2	P 97	YOUNG Khalen	AUS	40.274 (2)	40.670 (1)	40.211 (2)	5 Q
	3	P 457	CALLAN Joshua	AUS	40.478 (3)	40.731 (2)	40.672 (3)	8 Q
	4	P 18	TAMME Lukas	CZE	40.940 (4)	42.391 (4)	42.240 (6)	14 Q
	5	P 20	AGUILUZ Andre Fossa	NOR	41.355 (5)	46.904 (6)	41.343 (4)	15
	6	P 925	TANNIGER Romain	SUI	42.198 (6)	42.846 (5)	41.749 (5)	16
	7	P 43	LAPRAZ Yvan	SUI	42.891 (7)	DNF (7)	DNS (10)	24
	8	P 60	DIAZ MONTANA Jose Luis	COL	DNF (8)	DNS (10)	DNS (10)	28
HEAT 5	1	P 81	STROMBERGS Maris	LAT	39.878 (1)	39.465 (1)	39.202 (1)	3 Q
	2	P 120	PELLUARD Vincent	FRA	40.364 (2)	39.719 (2)	39.508 (2)	6 Q
	3	159	RAMIREZ YEPEZ Carlos Alberto °	COL	41.118 (3)	40.664 (3)	39.579 (3)	9 Q
	4	P 954	FAORO Tyler	USA	42.039 (4)	41.528 (5)	40.581 (5)	14 Q
	5	P 126	ENDARA MADERA Fausto Andres	ECU	43.042 (5)	41.635 (6)	40.424 (4)	15
	6	P 28	de VECCHI Manuel	ITA	46.268 (7)	40.949 (4)	42.567 (7)	18
	7	P 102	THERKILDSEN Morten	DEN	44.046 (6)	51.251 (7)	40.973 (6)	19
	8	P 152	GALAN CARRASCO Pablo	ESP	1:08.842 (8)	DNF (8)	DNF (8)	24



## BMX Supercross WC 2012 - Papendal (NED)

Olympic Training Center  
13 MAY 2012  
13:12

Elite Men  
Qualifying



### Results

	Rank	Bike Number	Name	NOC Code	Run1	Run2	Run3	Total Points
HEAT 6	1	P 14	CALEYRON Quentin	FRA	41.199 (4)	39.929 (1)	39.392 (1)	6 Q
	2	P 24	SHARRAH Corben	USA	39.749 (1)	40.360 (2)	40.142 (3)	6 Q
	3	8	MOO CAILLE Moana	FRA	40.631 (2)	41.219 (5)	40.369 (4)	11 Q
	4	6	OQUENDO ZABALA Carlos Mario	COL	44.647 (7)	40.496 (3)	39.729 (2)	12 Q
	5	P 818	PERRIER Julian	FRA	42.468 (5)	40.837 (4)	40.433 (5)	14
	6	P 144	DEAN Anthony	AUS	40.987 (3)	42.038 (6)	41.767 (6)	15
	7	P 167	JAMES Kurt	NZL	42.724 (6)	42.907 (7)	46.421 (8)	21
	8	P 71	LEJINS Kristers	LAT	52.010 (8)	43.937 (8)	44.171 (7)	23
HEAT 7	1	P 148	van GENDT Twan	NED	39.979 (1)	40.262 (3)	39.235 (1)	5 Q
	2	P 64	LONG Nicholas	USA	40.205 (2)	40.164 (2)	40.403 (2)	6 Q
	3	P 365	DAY Mike	USA	40.524 (3)	39.875 (1)	1:02.556 (6)	10 Q
	4	176	DUCHENE Simon	FRA	43.551 (6)	42.233 (4)	41.092 (4)	14 Q
	5	P 921	HARMSSEN Joris	NED	43.102 (5)	43.587 (5)	41.385 (5)	15
	6	P 10	ROBINSON Donny	USA	DNF (8)	44.983 (6)	40.643 (3)	17
	7	P 95	NOBLES Barry	USA	41.814 (4)	1:07.421 (7)	DNF (7)	18
	8	P 77	de WILDE Robert	NED	1:24.034 (7)	2:14.916 (8)	DNS (10)	25
HEAT 8	1	P 572	BRETHAUER Luis	GER	40.161 (1)	40.370 (1)	39.872 (1)	3 Q
	2	P 13	RINDERKNECHT Roger	SUI	43.638 (3)	41.410 (2)	40.191 (2)	7 Q
	3	P 17	MADILL Luke	AUS	41.273 (2)	42.646 (4)	42.172 (5)	11 Q
	4	P 717	JIMENEZ CAICEDO Andres Eduardo	COL	44.064 (4)	43.638 (7)	40.246 (3)	14 Q
	5	P 321	RICCARDI Remi	FRA	46.164 (6)	42.717 (5)	41.821 (4)	15
	6	207	PETERS Jasper°	NED	44.103 (5)	41.444 (3)	45.488 (7)	15
	7	P 133	CRISTOFOLI Roberto	ITA	46.514 (7)	43.333 (6)	43.202 (6)	19
	8	P 56	SALAZAR LOPEZ Sergio Ignacio	COL	DNF (8)	DNS (10)	DNS (10)	28

**Qualification Rule:** best 4 riders from each heat after 3 runs qualify for the next round. Remainder are eliminated.

#### NOTES

° = Junior, P = Permanent Number

#### LEGEND

DNF Did Not Finish      DNS Did Not Start      Q Qualified



# BMX Supercross WC 2012 - Papendal (NED)

Olympic Training Center  
13 MAY 2012  
13:12

Elite Men  
Qualifying



## Moto Sheets

### Heat 1

Rank	Bike Number	Name	Run1					Run2					Run3					Total Points
			Gate Select. Order	Gate Number	Time	Pts	Rank	Gate Select. Order	Gate Number	Time	Pts	Rank	Gate Select. Order	Gate Number	Time	Pts	Rank	
1	P 777	WILLERS Marc	3	3	39.838	(2)	2	2	3	40.265	(3)	3	3	2	39.003	(1)	1	6 Q
2	7	FIELDS Connor	1	1	39.413	(1)	1	1	1	39.285	(1)	1	1	5	40.569	(4)	4	6 Q
3	P 91	WILLOUGHBY Sam	2	2	40.330	(3)	3	3	2	40.921	(4)	4	4	3	40.534	(3)	3	10 Q
4	P 161	van de WETERING Glenn	7	7	40.827	(4)	4	4	4	40.023	(2)	2	2	1	40.996	(5)	5	11 Q
5	P 689	BAIER Maik	6	6	42.051	(7)	7	7	6	41.403	(5)	5	5	4	40.355	(2)	2	14
6	P 34	POPE Weston	8	8	41.461	(5)	5	5	5	41.803	(6)	6	6	6	41.052	(6)	6	17
7	145	DUBOIS Arnaud	4	4	42.849	(8)	8	8	7	43.803	(7)	7	7	8	41.267	(7)	7	22
8	P 48	GRAF David	5	5	41.578	(6)	6	6	8	1:03.799	(8)	8	8	7	42.643	(8)	8	22



# BMX Supercross WC 2012 - Papendal (NED)

Olympic Training Center  
13 MAY 2012  
13:12

Elite Men  
Qualifying



## Moto Sheets

### Heat 2

Rank	Bike Number	Name	Run1					Run2					Run3					Total Points
			Gate Select. Order	Gate Number	Time	Pts	Rank	Gate Select. Order	Gate Number	Time	Pts	Rank	Gate Select. Order	Gate Number	Time	Pts	Rank	
1	1	DAUDET Joris	2	2	40.464	(1)	1	1	40.090	(3)	3	3	2	39.717	(1)	1	5 Q	
2	P 666	van der PUTTEN Ivo	1	1	40.691	(2)	2	2	39.590	(1)	1	1	1	39.971	(2)	2	5 Q	
3	P 80	HERMAN David	6	5	41.498	(3)	3	4	39.909	(2)	2	5	40.121	(3)	3	8 Q		
4	215	CAMERON Matthew	5	6	42.415	(4)	4	5	1:01.272	(8)	8	7	41.753	(4)	4	16 Q		
5	P 12	PROKOP Michal	8	7	43.323	(5)	5	6	41.993	(6)	6	6	42.223	(5)	5	16		
6	P 84	VEIDE Rihards	3	3	43.508	(6)	6	3	40.437	(4)	4	3	DNF	(8)	7	18		
7	P 98	ROGERS Jason	7	8	46.204	(7)	7	8	44.348	(7)	7	8	42.872	(6)	6	20		
8	P 972	HAMON Thomas	4	4	1:01.615	(8)	8	7	41.901	(5)	5	4	DNF	(8)	8	21		



# BMX Supercross WC 2012 - Papendal (NED)

Olympic Training Center  
13 MAY 2012  
13:12

Elite Men  
Qualifying



## Moto Sheets

### Heat 3

Rank	Bike Number	Name	Run1				Run2					Run3					Total Points		
			Gate Select. Order	Gate Number	Time	Pts	Rank	Gate Select. Order	Gate Number	Time	Pts	Rank	Gate Select. Order	Gate Number	Time	Pts		Rank	
1	5	KIRKHAM Brian	4	4	40.535	(1)	1	1	1	39.761	(1)	1	1	1	39.756	(1)	1	3	Q
2	P 49	NYHAUG Tory	2	2	40.819	(2)	2	2	2	40.176	(2)	2	2	2	40.218	(2)	2	6	Q
3	P 39	ANDRE Sylvain	1	1	41.986	(4)	4	4	4	40.519	(3)	3	3	3	40.397	(3)	3	10	Q
4	P 69	GODET Damien	6	6	41.736	(3)	3	3	3	40.635	(4)	4	4	4	41.050	(6)	6	13	Q
5	P 25	GOODWIN Darryn	8	8	42.306	(5)	5	5	6	41.496	(5)	5	5	6	40.704	(4)	4	14	
6	P 32	KARTFJORD Sebastian	5	5	44.416	(8)	8	8	7	42.526	(7)	7	7	7	41.022	(5)	5	20	
7	P 127	TREIMANIS Edzus	3	3	42.427	(6)	6	6	5	42.355	(6)	6	6	5	DNF	(8)	8	20	
8	P 63	SKUJINS Toms	7	7	43.369	(7)	7	7	8	43.291	(8)	8	8	8	41.863	(7)	7	22	



# BMX Supercross WC 2012 - Papendal (NED)

Olympic Training Center  
13 MAY 2012  
13:12

Elite Men  
Qualifying



## Moto Sheets

### Heat 4

Rank	Bike Number	Name	Run1					Run2					Run3					Total Points
			Gate Select. Order	Gate Number	Time	Pts	Rank	Gate Select. Order	Gate Number	Time	Pts	Rank	Gate Select. Order	Gate Number	Time	Pts	Rank	
1	P 121	van der BIEZEN Raymon	1	1	40.029	(1)	1	1	42.001	(3)	3	3	2	39.623	(1)	1	5 Q	
2	P 97	YOUNG Khalen	4	8	40.274	(2)	2	2	40.670	(1)	1	1	8	40.211	(2)	2	5 Q	
3	P 457	CALLAN Joshua	2	2	40.478	(3)	3	3	40.731	(2)	2	2	1	40.672	(3)	3	8 Q	
4	P 18	TAMME Lukas	6	5	40.940	(4)	4	4	42.391	(4)	4	4	3	42.240	(6)	6	14 Q	
5	P 20	AGUILUZ Andre Fossa	3	3	41.355	(5)	5	5	46.904	(6)	6	6	4	41.343	(4)	4	15	
6	P 925	TANNIGER Romain	5	4	42.198	(6)	6	6	42.846	(5)	5	5	5	41.749	(5)	5	16	
7	P 43	LAPRAZ Yvan	7	6	42.891	(7)	7	7	DNF	(7)	7	7		DNS	(10)	7	24	
8	P 60	DIAZ MONTANA Jose Luis	8	7	DNF	(8)	8	8	DNS	(10)	8	8		DNS	(10)	8	28	



# BMX Supercross WC 2012 - Papendal (NED)

Olympic Training Center  
13 MAY 2012  
13:12

Elite Men  
Qualifying



## Moto Sheets

### Heat 5

Rank	Bike Number	Name	Run1					Run2					Run3					Total Points
			Gate Select. Order	Gate Number	Time	Pts	Rank	Gate Select. Order	Gate Number	Time	Pts	Rank	Gate Select. Order	Gate Number	Time	Pts	Rank	
1	P 81	STROMBERGS Maris	1	1	39.878	(1)	1	1	39.465	(1)	1	1	1	39.202	(1)	1	3	Q
2	P 120	PELLUARD Vincent	3	3	40.364	(2)	2	2	39.719	(2)	2	2	2	39.508	(2)	2	6	Q
3	159	RAMIREZ YEPEZ Carlos Alberto°	7	6	41.118	(3)	3	3	40.664	(3)	3	3	3	39.579	(3)	3	9	Q
4	P 954	FAORO Tyler	2	2	42.039	(4)	4	4	41.528	(5)	5	5	4	40.581	(5)	5	14	Q
5	P 126	ENDARA MADERA Fausto Andres	6	5	43.042	(5)	5	5	41.635	(6)	6	6	5	40.424	(4)	4	15	
6	P 28	de VECCHI Manuel	5	8	46.268	(7)	7	8	40.949	(4)	4	4	8	42.567	(7)	7	18	
7	P 102	THERKILDSEN Morten	4	4	44.046	(6)	6	6	51.251	(7)	7	7	6	40.973	(6)	6	19	
8	P 152	GALAN CARRASCO Pablo	8	7	1:08.842	(8)	8	7	DNF	(8)	8	8	7	DNF	(8)	8	24	



# BMX Supercross WC 2012 - Papendal (NED)

Olympic Training Center  
13 MAY 2012  
13:12

Elite Men  
Qualifying



## Moto Sheets

### Heat 6

Rank	Bike Number	Name	Run1					Run2					Run3					Total Points	
			Gate Select. Order	Gate Number	Time	Pts	Rank	Gate Select. Order	Gate Number	Time	Pts	Rank	Gate Select. Order	Gate Number	Time	Pts	Rank		
1	P 14	CALEYRON Quentin	2	2	41.199	(4)	4	4	4	39.929	(1)	1	1	1	39.392	(1)	1	6	Q
2	P 24	SHARRAH Corben	3	4	39.749	(1)	1	1	1	40.360	(2)	2	2	2	40.142	(3)	3	6	Q
3	8	MOO CAILLE Moana	4	3	40.631	(2)	2	2	2	41.219	(5)	5	5	4	40.369	(4)	4	11	Q
4	6	OQUENDO ZABALA Carlos Mario	1	1	44.647	(7)	7	7	8	40.496	(3)	3	3	8	39.729	(2)	2	12	Q
5	P 818	PERRIER Julian	5	5	42.468	(5)	5	5	5	40.837	(4)	4	4	3	40.433	(5)	5	14	
6	P 144	DEAN Anthony	7	7	40.987	(3)	3	3	3	42.038	(6)	6	6	5	41.767	(6)	6	15	
7	P 167	JAMES Kurt	6	6	42.724	(6)	6	6	7	42.907	(7)	7	7	6	46.421	(8)	8	21	
8	P 71	LEJINS Kristers	8	8	52.010	(8)	8	8	6	43.937	(8)	8	8	7	44.171	(7)	7	23	





# BMX Supercross WC 2012 - Papendal (NED)

Olympic Training Center  
13 MAY 2012  
13:12

Elite Men  
Qualifying



## Moto Sheets

### Heat 7

Rank	Bike Number	Name	Run1					Run2					Run3					Total Points
			Gate Select. Order	Gate Number	Time	Pts	Rank	Gate Select. Order	Gate Number	Time	Pts	Rank	Gate Select. Order	Gate Number	Time	Pts	Rank	
1	P 148	van GENDT Twan	1	1	39.979	(1)	1	1	40.262	(3)	3	3	3	39.235	(1)	1	5 Q	
2	P 64	LONG Nicholas	7	7	40.205	(2)	2	2	40.164	(2)	2	2	2	40.403	(2)	2	6 Q	
3	P 365	DAY Mike	2	2	40.524	(3)	3	3	39.875	(1)	1	1	1	1:02.556	(6)	6	10 Q	
4	176	DUCHENE Simon	8	8	43.551	(6)	6	6	42.233	(4)	4	4	4	41.092	(4)	4	14 Q	
5	P 921	HARMSSEN Joris	4	4	43.102	(5)	5	5	43.587	(5)	5	5	5	41.385	(5)	5	15	
6	P 10	ROBINSON Donny	6	6	DNF	(8)	8	7	44.983	(6)	6	6	6	40.643	(3)	3	17	
7	P 95	NOBLES Barry	3	3	41.814	(4)	4	4	1:07.421	(7)	7	7	7	DNF	(7)	7	18	
8	P 77	de WILDE Robert	5	5	1:24.034	(7)	7	8	2:14.916	(8)	8	8		DNS	(10)	8	25	



# BMX Supercross WC 2012 - Papendal (NED)

Olympic Training Center  
13 MAY 2012  
13:12

Elite Men  
Qualifying



## Moto Sheets

### Heat 8

Rank	Bike Number	Name	Run1					Run2					Run3					Total Points
			Gate Select. Order	Gate Number	Time	Pts	Rank	Gate Select. Order	Gate Number	Time	Pts	Rank	Gate Select. Order	Gate Number	Time	Pts	Rank	
1	P 572	BRETHAUER Luis	1	1	40.161	(1)	1	1	40.370	(1)	1	1	1	39.872	(1)	1	3 Q	
2	P 13	RINDERKNECHT Roger	6	6	43.638	(3)	3	3	41.410	(2)	2	2	2	40.191	(2)	2	7 Q	
3	P 17	MADILL Luke	5	5	41.273	(2)	2	2	42.646	(4)	4	4	4	42.172	(5)	5	11 Q	
4	P 717	JIMENEZ CAICEDO Andres Eduardo	2	2	44.064	(4)	4	4	43.638	(7)	7	7	7	40.246	(3)	3	14 Q	
5	P 321	RICCARDI Remi	8	8	46.164	(6)	6	6	42.717	(5)	5	5	5	41.821	(4)	4	15	
6	207	PETERS Jasper°	4	4	44.103	(5)	5	5	41.444	(3)	3	3	3	45.488	(7)	7	15	
7	P 133	CRISTOFOLI Roberto	7	7	46.514	(7)	7	7	43.333	(6)	6	6	6	43.202	(6)	6	19	
8	P 56	SALAZAR LOPEZ Sergio Ignacio	3	3	DNF	(8)	8	8	DNS	(10)	8	8	DNS	(10)	8	28		

#### NOTES

° = Junior, P = Permanent Number

Timing and Results by SWISS TIMING  
CBM00\_74B\_M 1.0

[www.bmxholland.com](http://www.bmxholland.com)  
Report Created SUN 13 MAY 2012 15:02

[www.bmx-results.com](http://www.bmx-results.com)  
Page 8 / 8



## BMX Supercross WC 2012 - Papendal (NED)

Olympic Training Center  
13 MAY 2012  
15:45

Elite Men  
1/4 Finals



### Results

	Rank	Bike Number	Name	NOC Code	Time
HEAT 1	1	P 777	WILLERS Marc	NZL	39.047 Q
	2	P 91	WILLOUGHBY Sam	AUS	39.434 Q
	3	P 80	HERMAN David	USA	40.017 Q
	4	1	DAUDET Joris	FRA	40.087 Q
	5	P 161	van de WETERING Glenn	NED	40.278
	6	P 666	van der PUTTEN Ivo	NED	40.472
	7	215	CAMERON Matthew	NZL	41.334
	8	7	FIELDS Connor	USA	43.599
HEAT 2	1	5	KIRKHAM Brian	AUS	39.621 Q
	2	P 121	van der BIEZEN Raymon	NED	39.816 Q
	3	P 49	NYHAUG Tory	CAN	40.263 Q
	4	P 69	GODET Damien	FRA	40.690 Q
	5	P 457	CALLAN Joshua	AUS	40.878
	6	P 39	ANDRE Sylvain	FRA	41.783
	7	P 97	YOUNG Khaleen	AUS	43.250
	8	P 18	TAMME Lukas	CZE	46.831
HEAT 3	1	P 81	STROMBERGS Maris	LAT	38.844 Q
	2	159	RAMIREZ YEPEZ Carlos Alberto°	COL	39.339 Q
	3	P 14	CALEYRON Quentin	FRA	39.923 Q
	4	6	OQUENDO ZABALA Carlos Mario	COL	40.336 Q
	5	P 120	PELLUARD Vincent	FRA	41.229
	6	8	MOO CAILLE Moana	FRA	41.231
	7	P 954	FAORO Tyler	USA	41.938
	8	P 24	SHARRAH Corben	USA	42.696
HEAT 4	1	P 148	van GENDT Twan	NED	39.086 Q
	2	P 365	DAY Mike	USA	40.214 Q
	3	P 64	LONG Nicholas	USA	40.283 Q
	4	P 717	JIMENEZ CAICEDO Andres Eduardo	COL	40.430 Q
	5	P 13	RINDERKNECHT Roger	SUI	40.708
	6	P 17	MADILL Luke	AUS	41.554
	7	176	DUCHENE Simon	FRA	42.141
	8	P 572	BRETHAUER Luis	GER	42.785

**Qualification Rule:** best 4 riders from each heat qualify for the next round. Remainder are eliminated.

#### NOTES

° = Junior, P = Permanent Number

#### LEGEND

Q Qualified



## BMX Supercross WC 2012 - Papendal (NED)

Olympic Training Center  
13 MAY 2012  
16:10

Elite Women  
Semifinal



### Results

	Rank	Bike Number	Name	NOC Code	Time
HEAT 1	1	P 68	BUCHANAN Caroline	AUS	39.039 Q
	2	P 22	le CORGUILLE Laetitia	FRA	39.572 Q
	3	3	POTTIER Magalie	FRA	40.236 Q
	4	P 52	HLADIKOVA Aneta	CZE	41.374 Q
	5	P 41	HEREIJGERS Maartje	NED	41.935
	6	P 57	AILLOUD Eva	FRA	42.448
	7	P 91	VANHOOF Elke	BEL	42.949
	8	P 21	REYNOLDS Lauren	AUS	45.556
HEAT 2	1	P 11	POST Alise	USA	40.063 Q
	2	P 32	CRAIN Brooke	USA	40.335 Q
	3	116	SMULDERS Laura	NED	40.935 Q
	4	P 31	GEVING Amanda	USA	41.172 Q
	5	P 39	CARR Amanda	USA	41.819
	6	P 171	O'KEEFFE Teagan	RSA	44.119
	7	P 446	DIAZ Gabriela Maria	ARG	51.514
	8	P 971	VALENTINO Manon	FRA	DNF

**Qualification Rule:** best 4 riders from each heat qualify for the finals. Remainder are eliminated.

#### NOTES

° = Junior, P = Permanent Number

#### LEGEND

DNF Did Not Finish      Q Qualified



## BMX Supercross WC 2012 - Papendal (NED)

Olympic Training Center  
13 MAY 2012  
16:15

Elite Men  
Semifinal



### Results

	Rank	Bike Number	Name	NOC Code	Time
HEAT 1	1	P 91	WILLOUGHBY Sam	AUS	39.048 Q
	2	P 777	WILLERS Marc	NZL	39.391 Q
	3	P 80	HERMAN David	USA	39.643 Q
	4	P 49	NYHAUG Tory	CAN	39.993 Q
	5	5	KIRKHAM Brian	AUS	40.524
	6	P 69	GODET Damien	FRA	40.938
	7	P 121	van der BIEZEN Raymon	NED	43.710
	8	1	DAUDET Joris	FRA	1:32.379
HEAT 2	1	P 148	van GENDT Twan	NED	38.999 Q
	2	P 14	CALEYRON Quentin	FRA	39.236 Q
	3	P 81	STROMBERGS Maris	LAT	39.538 Q
	4	159	RAMIREZ YEPEZ Carlos Alberto°	COL	39.933 Q
	5	P 365	DAY Mike	USA	40.231
	6	P 64	LONG Nicholas	USA	40.491
	7	P 717	JIMENEZ CAICEDO Andres Eduardo	COL	40.500
	8	6	OQUENDO ZABALA Carlos Mario	COL	DNF

**Qualification Rule:** best 4 riders from each heat qualify for the finals. Remainder are eliminated.

#### NOTES

° = Junior, P = Permanent Number

#### LEGEND

DNF Did Not Finish      Q Qualified



## BMX Supercross WC 2012 - Papendal (NED)

Olympic Training Center  
13 MAY 2012  
16:35

Elite Women  
Final



### Results

Rank	Bike Number	Name	NOC Code	Date of Birth	Time	Gap
1	P 11	POST Alise	USA	17 JAN 1991	38.670	
2	P 68	BUCHANAN Caroline	AUS	24 OCT 1990	38.934	+0.264
3	P 22	le CORGUILLE Laetitia	FRA	29 JUL 1986	39.375	+0.705
4	P 31	GEVING Amanda	USA	8 FEB 1989	39.964	+1.294
5	3	POTTIER Magalie	FRA	16 MAR 1989	40.534	+1.864
6	P 32	CRAIN Brooke	USA	29 APR 1993	41.729	+3.059
7	P 52	HLADIKOVA Aneta	CZE	30 AUG 1984	42.204	+3.534
8	116	SMULDERS Laura	NED	9 DEC 1993	42.468	+3.798

#### NOTES

° = Junior, P = Permanent Number



## BMX Supercross WC 2012 - Papendal (NED)

Olympic Training Center  
13 MAY 2012  
17:01

Elite Women



### Competition Bracket

Semifinals				Final					
<b>Heat 1</b>				<b>Heat 1</b>					
			<b>Rk</b>				<b>Rk</b>		
68	BUCHANAN	Caroline	AUS	1	11	POST	Alise	USA	1
22	le CORGUILLE	Laetitia	FRA	2	68	BUCHANAN	Caroline	AUS	2
3	POTTIER	Magalie	FRA	3	22	le CORGUILLE	Laetitia	FRA	3
52	HLADIKOVA	Aneta	CZE	4	31	GEVING	Amanda	USA	4
41	HEREIJGERS	Maartje	NED	5	3	POTTIER	Magalie	FRA	5
57	AILLOUD	Eva	FRA	6	32	CRAIN	Brooke	USA	6
91	VANHOOF	Elke	BEL	7	52	HLADIKOVA	Aneta	CZE	7
21	REYNOLDS	Lauren	AUS	8	116	SMULDERS	Laura	NED	8
<b>Heat 2</b>									
			<b>Rk</b>						
11	POST	Alise	USA	1					
32	CRAIN	Brooke	USA	2					
116	SMULDERS	Laura	NED	3					
31	GEVING	Amanda	USA	4					
39	CARR	Amanda	USA	5					
171	O'KEEFFE	Teagan	RSA	6					
446	DIAZ	Gabriela Maria	ARG	7					
971	VALENTINO	Manon	FRA	8					

#### LEGEND

Rk Rank



## BMX Supercross WC 2012 - Papendal (NED)

Olympic Training Center  
13 MAY 2012  
16:40

Elite Women  
Final



### Results Summary

Rank	Bike Number	Name	NOC Code	Heat	Position	Points	Result
------	-------------	------	----------	------	----------	--------	--------

#### Final

1	P 11	POST Alise	USA		1		38.670
2	P 68	BUCHANAN Caroline	AUS		2		38.934
3	P 22	le CORGUILLE Laetitia	FRA		3		39.375
4	P 31	GEVING Amanda	USA		4		39.964
5	3	POTTIER Magalie	FRA		5		40.534
6	P 32	CRAIN Brooke	USA		6		41.729
7	P 52	HLADIKOVA Aneta	CZE		7		42.204
8	116	SMULDERS Laura	NED		8		42.468

#### Semifinal


9	P 39	CARR Amanda	USA	2	5	5	41.819
10	P 41	HEREIJGERS Maartje	NED	1	5	5	41.935
11	P 57	AILLOUD Eva	FRA	1	6	6	42.448
12	P 171	O'KEEFFE Teagan	RSA	2	6	6	44.119
13	P 91	VANHOOF Elke	BEL	1	7	7	42.949
14	P 446	DIAZ Gabriela Maria	ARG	2	7	7	51.514
15	P 21	REYNOLDS Lauren	AUS	1	8	8	45.556
16	P 971	VALENTINO Manon	FRA	2	8	8	DNF

#### Qualifying

17	P 15	MARTIN Arielle	USA	2	5	14	
18	P 469	HERNANDEZ Stefany	VEN	1	5	15	1:13.978
19	P 555	McLEOD Melinda	AUS	3	5	15	1:23.716
20	P 83	HORAKOVA Jana	CZE	4	5	17	
21	109	STEVAUX CARNAVAL Priscila	BRA	2	6	14	
22	P 27	LABOUNKOVA Romana	CZE	3	6	17	
23	6	RIMSAITE Vilma	LTU	1	6	18	42.549
24	P 38	TAYLOR Abbie	GBR	4	6	18	45.256
25	P 71	HILL Victoria	NZL	1	7	19	45.743
26	P 25	ALEKSEJEVA Sandra	LAT	2	7	19	46.877
27	P 42	FAEHNDRICH Jenny	SUI	4	7	19	51.039
28	P 95	COTTEREAU Blandine	FRA	3	7	20	
29	P 51	DELLAR Kirsten	AUS	3	8	21	
30	P 75	van BENTHEM Merle	NED	2	8	22	44.193
31	110	CHRISTENSEN Simone°	DEN	4	8	22	DNS
32	P 124	RUNGE Regula	GER	1	8	23	

#### Time Trial

33	P 66	KLAUS Lieke	NED		33		49.488
34	103	CHAVES MOROSINI Thaynara°	BRA		34		50.311
35	P 143	HENDERSON Alaina	USA		35		53.617
36	106	QUINALHA Bianca	BRA		36		DNF
	108	STEIN Squel	BRA				DNS

Timing and Results by  SWISS TIMING

[www.bmxholland.com](http://www.bmxholland.com)

[www.bmx-results.com](http://www.bmx-results.com)

CBW\_74 1.0

Report Created SUN 13 MAY 2012 16:46

Page 1 / 2





## BMX Supercross WC 2012 - Papendal (NED)

Olympic Training Center  
13 MAY 2012  
16:40

Elite Women  
Final



### Results Summary


Rank	Bike Number	Name	NOC Code	Heat	Position	Points	Result
	115	MAIRE Camille <sup>o</sup>	FRA				DNS
	118	DANIELS Dominique	PUR				DNS
	P 105	CORLOBE Pauline	FRA				DNS
	P 86	le CORGUILLE Audrey	FRA				DNS
	102	DIAZ Mariana	ARG				DNS

#### NOTES

<sup>o</sup> = Junior, P = Permanent Number

#### LEGEND

**DNF** Did Not Finish      **DNS** Did Not Start

Timing and Results by  **SWISS TIMING**

[www.bmxholland.com](http://www.bmxholland.com)

[www.bmx-results.com](http://www.bmx-results.com)

CBW\_74 1.0

Report Created SUN 13 MAY 2012 16:46

Page 2 / 2



**BMX Supercross WC 2012 - Papendal (NED)**

Olympic Training Center  
13 MAY 2012  
16:40

**Elite Men**  
Final



**Results**

**CORRECTED**  
13 MAY 17:27

Rank	Bike Number	Name	NOC Code	Date of Birth	Time	Gap
1	P 81	STROMBERGS Maris	LAT	10 MAR 1987	38.627	
2	P 91	WILLOUGHBY Sam	AUS	15 AUG 1991	38.643	+0.016
3	P 80	HERMAN David	USA	9 MAY 1988	39.625	+0.998
4	159	RAMIREZ YEPEZ Carlos Alberto <sup>°</sup>	COL	12 MAR 1994	40.507	+1.880
5	P 777	WILLERS Marc	NZL	11 SEP 1985	52.896	+14.269
6	P 148	van GENDT Twan	NED	9 JUN 1992	DNF	
7	P 14	CALEYRON Quentin	FRA	30 JAN 1988	DNF	
8	P 49	NYHAUG Tory	CAN	17 APR 1992	DNF	


**NOTES**

<sup>°</sup> = Junior, P = Permanent Number

**LEGEND**

**DNF** Did Not Finish

corrected result after decision of PCP for riders: BIB 148 van GENDT Twan (NED) and BIB 14 CALEYRON Quentin (FRA)

Timing and Results by  SWISS TIMING

[www.bmxholland.com](http://www.bmxholland.com)

[www.bmx-results.com](http://www.bmx-results.com)

CBM01\_73C 1.1

Report Created SUN 13 MAY 2012 17:27

Page 1 / 1



# BMX Supercross WC 2012 - Papendal (NED)

Olympic Training Center  
13 MAY 2012  
17:01

Elite Men



## Competition Bracket

Quarterfinals	Semifinals	Final
---------------	------------	-------

Heat 1		Rk
777 WILLERS Marc	NZL	1
91 WILLOUGHBY Sam	AUS	2
80 HERMAN David	USA	3
1 DAUDET Joris	FRA	4
161 van de WETERING Glenn	NED	5
666 van der PUTTEN Ivo	NED	6
215 CAMERON Matthew	NZL	7
7 FIELDS Connor	USA	8

Heat 2		Rk
5 KIRKHAM Brian	AUS	1
121 van der BIEZEN Raymon	NED	2
49 NYHAUG Tory	CAN	3
69 GODET Damien	FRA	4
457 CALLAN Joshua	AUS	5
39 ANDRE Sylvain	FRA	6
97 YOUNG Khalen	AUS	7
18 TAMME Lukas	CZE	8

Heat 3		Rk
81 STROMBERGS Maris	LAT	1
159 RAMIREZ YEPEZ C A	COL	2
14 CALEYRON Quentin	FRA	3
6 OQUENDO ZABALA	COL	4
120 PELLUARD Vincent	FRA	5
8 MOO CAILLE Moana	FRA	6
954 FAORO Tyler	USA	7
24 SHARRAH Corben	USA	8

Heat 4		Rk
148 van GENDT Twan	NED	1
365 DAY Mike	USA	2
64 LONG Nicholas	USA	3
717 JIMENEZ CAICEDO	COL	4
13 RINDERKNECHT Roger	SUI	5
17 MADILL Luke	AUS	6
176 DUCHENE Simon	FRA	7
572 BRETHAUER Luis	GER	8

Heat 1		Rk
91 WILLOUGHBY Sam	AUS	1
777 WILLERS Marc	NZL	2
80 HERMAN David	USA	3
49 NYHAUG Tory	CAN	4
5 KIRKHAM Brian	AUS	5
69 GODET Damien	FRA	6
121 van der BIEZEN Raymon	NED	7
1 DAUDET Joris	FRA	8

		Rk
81 STROMBERGS Maris	LAT	1
91 WILLOUGHBY Sam	AUS	2
80 HERMAN David	USA	3
159 RAMIREZ YEPEZ C A	COL	4
777 WILLERS Marc	NZL	5
148 van GENDT Twan	NED	6
14 CALEYRON Quentin	FRA	7
49 NYHAUG Tory	CAN	8

Heat 2		Rk
148 van GENDT Twan	NED	1
14 CALEYRON Quentin	FRA	2
81 STROMBERGS Maris	LAT	3
159 RAMIREZ YEPEZ C A	COL	4
365 DAY Mike	USA	5
64 LONG Nicholas	USA	6
717 JIMENEZ CAICEDO	COL	7
6 OQUENDO ZABALA	COL	8

LEGEND	
Rk	Rank



## BMX Supercross WC 2012 - Papendal (NED)

Olympic Training Center  
13 MAY 2012  
16:50

Elite Men  
Final



### Results Summary

**CORRECTED**  
13 MAY 17:31

Rank	Bike Number	Name	NOC Code	Heat	Position	Points	Result
------	-------------	------	----------	------	----------	--------	--------

#### Final

1	P 81	STROMBERGS Maris	LAT		1		38.627
2	P 91	WILLOUGHBY Sam	AUS		2		38.643
3	P 80	HERMAN David	USA		3		39.625
4	159	RAMIREZ YEPEZ Carlos Alberto°	COL		4		40.507
5	P 777	WILLERS Marc	NZL		5		52.896
6	P 148	van GENDT Twan	NED		6		DNF
7	P 14	CALEYRON Quentin	FRA		7		DNF
8	P 49	NYHAUG Tory	CAN		8		DNF

#### Semifinal


9	P 365	DAY Mike	USA	2	5	5	40.231
10	5	KIRKHAM Brian	AUS	1	5	5	40.524
11	P 64	LONG Nicholas	USA	2	6	6	40.491
12	P 69	GODET Damien	FRA	1	6	6	40.938
13	P 717	JIMENEZ CAICEDO Andres Eduardo	COL	2	7	7	40.500
14	P 121	van der BIEZEN Raymon	NED	1	7	7	43.710
15	1	DAUDET Joris	FRA	1	8	8	1:32.379
16	6	OQUENDO ZABALA Carlos Mario	COL	2	8	8	DNF

#### 1/4 Finals

17	P 161	van de WETERING Glenn	NED	1	5	5	40.278
18	P 13	RINDERKNECHT Roger	SUI	4	5	5	40.708
19	P 457	CALLAN Joshua	AUS	2	5	5	40.878
20	P 120	PELLUARD Vincent	FRA	3	5	5	41.229
21	P 666	van der PUTTEN Ivo	NED	1	6	6	40.472
22	8	MOO CAILLE Moana	FRA	3	6	6	41.231
23	P 17	MADILL Luke	AUS	4	6	6	41.554
24	P 39	ANDRE Sylvain	FRA	2	6	6	41.783
25	215	CAMERON Matthew	NZL	1	7	7	41.334
26	P 954	FAORO Tyler	USA	3	7	7	41.938
27	176	DUCHENE Simon	FRA	4	7	7	42.141
28	P 97	YOUNG Khalen	AUS	2	7	7	43.250
29	P 24	SHARRAH Corben	USA	3	8	8	42.696
30	P 572	BRETHAUER Luis	GER	4	8	8	42.785
31	7	FIELDS Connor	USA	1	8	8	43.599
32	P 18	TAMME Lukas	CZE	2	8	8	46.831

#### Qualifying

33	P 689	BAIER Maik	GER	1	5	14	40.355
34	P 818	PERRIER Julian	FRA	6	5	14	40.433
35	P 25	GOODWIN Darryn	AUS	3	5	14	40.704
36	P 126	ENDARA MADERA Fausto Andres	ECU	5	5	15	40.424
37	P 20	AGUILUZ Andre Fossa	NOR	4	5	15	41.343

Timing and Results by  SWISS TIMING

[www.bmxholland.com](http://www.bmxholland.com)

[www.bmx-results.com](http://www.bmx-results.com)

CBM\_74 1.1

Report Created SUN 13 MAY 2012 17:31

Page 1 / 4



## BMX Supercross WC 2012 - Papendal (NED)

Olympic Training Center  
13 MAY 2012  
16:50

Elite Men  
Final



### Results Summary

**CORRECTED**  
13 MAY 17:31

Rank	Bike Number	Name	NOC Code	Heat	Position	Points	Result
38	P 921	HARMSSEN Joris	NED	7	5	15	41.385
39	P 321	RICCARDI Remi	FRA	8	5	15	41.821
40	P 12	PROKOP Michal	CZE	2	5	16	
41	P 144	DEAN Anthony	AUS	6	6	15	41.767
42	207	PETERS Jasper°	NED	8	6	15	45.488
43	P 925	TANNIGER Romain	SUI	4	6	16	
44	P 10	ROBINSON Donny	USA	7	6	17	40.643
45	P 34	POPE Weston	USA	1	6	17	41.052
46	P 28	de VECCHI Manuel	ITA	5	6	18	42.567
47	P 84	VEIDE Rihards	LAT	2	6	18	DNF
48	P 32	KARTFJORD Sebastian	NOR	3	6	20	
49	P 95	NOBLES Barry	USA	7	7	18	
50	P 102	THERKILDSEN Morten	DEN	5	7	19	40.973
51	P 133	CRISTOFOLI Roberto	ITA	8	7	19	43.202
52	P 98	ROGERS Jason	USA	2	7	20	42.872
53	P 127	TREIMANIS Edzus	LAT	3	7	20	DNF
54	P 167	JAMES Kurt	NZL	6	7	21	
55	145	DUBOIS Arnaud	BEL	1	7	22	
56	P 43	LAPRAZ Yvan	SUI	4	7	24	
57	P 972	HAMON Thomas	FRA	2	8	21	
58	P 63	SKUJINS Toms	LAT	3	8	22	41.863
59	P 48	GRAF David	SUI	1	8	22	42.643
60	P 71	LEJINS Kristers	LAT	6	8	23	
61	P 152	GALAN CARRASCO Pablo	ESP	5	8	24	
62	P 77	de WILDE Robert	NED	7	8	25	
63	P 56	SALAZAR LOPEZ Sergio Ignacio	COL	8	8	28	DNS
64	P 60	DIAZ MONTANA Jose Luis	COL	4	8	28	DNF

### Time Trial

65	179	DUMAIN Antoine°	FRA		65	42.062
66	P 105	NHLAPO Sifiso	RSA		66	42.101
67	183	TEULLET Denis	FRA		67	42.172
68	P 322	PIZARRO Ernesto	ARG		68	42.202
69	P 41	MANKUS Toms	LAT		69	42.209
70	P 327	van der HEIJDEN Jordy	NED		70	42.211
71	217	KOMAROV Evgeny	RUS		71	42.220
72	P 421	RICCARDI Romain	ITA		72	42.243
73	P 114	CASTRO HERRERA Augusto	COL		73	42.399
74	P 927	FOX Nicholas	NZL		74	42.448
75	206	LINK Mark°	NED		75	42.496
76	P 169	GODET Julien	FRA		76	42.510
77	156	REZENDE Renato	BRA		77	42.570
78	P 622	FRANKS Daniel	NZL		78	42.655
79	214	van OS Randy°	NED		79	42.721



## BMX Supercross WC 2012 - Papendal (NED)

Olympic Training Center  
13 MAY 2012  
16:50

Elite Men  
Final



### Results Summary

**CORRECTED**  
13 MAY 17:31

Rank	Bike Number	Name	NOC Code	Heat	Position	Points	Result
80	P 50	FALLA BUCHELY Emilio Andres	ECU		80		42.737
81	P 92	JASPERS Martijn	NED		81		42.829
82	216	HELLEVIK Martin	NOR		82		42.847
83	P 38	MATSUSHITA Tatsumi	JPN		83		42.872
84	P 153	SUAREZ Jonathan	VEN		84		42.902
85	P 193	SCHLANG Daniel	GER		85		42.945
86	129	VILLEGAS Federico°	ARG		86		42.974
87	P 373	BLANC Renaud	SUI		87		43.118
88	194	SZOBOSZLAI Patrick	HUN		88		43.188
89	219	CRESPO OLIVAN Ruben	ESP		89		43.334
90	197	VIRDIS Luca	ITA		90		43.529
91	P 117	FANTONI Giacomo	ITA		91		43.530
92	P 195	McCORMACK Connor	CAN		92		43.539
93	P 125	DEMONT Jonathan	SUI		93		43.577
94	P 339	MUHLHANS Petr	CZE		94		43.739
95	170	ALCOJOR RAMOS Gustavo	ESP		95		43.756
96	P 331	MANTION Remi	FRA		96		43.868
97	P 426	STRICKLAND Cal	GBR		97		44.047
98	P 211	EVANS Kyle	GBR		98		44.101
99	204	HOOGLAND Jeffrey	NED		99		44.164
100	173	KILLIAN PATRICOLO Marc	ESP		100		44.354
101	150	MARTINS FERREIRA Igor	BRA		101		44.427
102	P 191	ANDREASEN Klaus Bøgh	DEN		102		44.681
103	142	GRAY Jamie	AUS		103		44.900
104	P 913	SVUB Jan	CZE		104		45.001
105	P 246	SOPPELSA Dino	SUI		105		45.016
106	P 73	WATERHOUSE Scott	GBR		106		45.041
107	201	CLAESEN Chiel	NED		107		45.190
108	P 205	HALMA Daryl	NED		108		46.071
109	192	ROZSENICH Gabor	HUN		109		46.692
110	143	HOMBSCH Luke°	AUS		110		46.779
111	P 420	MAYET Romain	FRA		111		47.549
112	157	SIPKOI Derek	CAN		112		52.225
113	P 136	MELLISH Derrick	NZL		113		53.427
114	P 75	BRADFORD Joey	USA		114		56.228
115	155	OSTETI Hugo	BRA		115		1:06.921
116	139	FRIESWYK Corey°	AUS		116		1:47.418
117	P 115	GOUX Lilian	FRA		117		DNF
118	189	SCHMIDT Julian°	GER		118		DNF
119	162	KUCERA Jan°	CZE		119		DNF
	P 112	PARTRIDGE Mischa	CAN				DNS
	P 79	SAMPEI Masahiro	JPN				DNS
	P 96	MARTINEZ Lorin	FRA				DNS
	P 104	KALTOFT Mike	DEN				DNS



## BMX Supercross WC 2012 - Papendal (NED)

Olympic Training Center  
13 MAY 2012  
16:50

Elite Men  
Final



### Results Summary

**CORRECTED**  
13 MAY 17:31

Rank	Bike Number	Name	NOC Code	Heat	Position	Points	Result
	P 15	SCHERPEN Martijn	NED				DNS
	P 37	van GORKOM Jelle	NED				DNS
	P 308	LAUSTSEN Niclas	DEN				DNS
	P 316	BROWN Tyler	USA				DNS
	P 229	AGUIRRE Elias	CHI				DNS
	208	SCHIPPERS Jordi <sup>o</sup>	NED				DNS
	P 919	CHIRON Emilien	FRA				DNS
	P 86	ANTHONY Alex	USA				DNS
	218	MIRELES SUAZO Christopher	MEX				DNS


#### NOTES

<sup>o</sup> = Junior, P = Permanent Number

#### LEGEND

**DNF** Did Not Finish      **DNS** Did Not Start

corrected result after decision of PCP for riders: **BIB 148 van GENDT Twan (NED)** and **BIB 14 CALEYRON Quentin (FRA)**

Timing and Results by  SWISS TIMING

[www.bmxholland.com](http://www.bmxholland.com)

[www.bmx-results.com](http://www.bmx-results.com)

CBM\_74 1.1

Report Created SUN 13 MAY 2012 17:31

Page 4 / 4



**BMX Supercross WC 2012 - Papendal (NED)**

Olympic Training Center  
13 MAY 2012  
16:40

**Elite Women**  
Final



**Gate-Rank-Statistics**

Rank	Gate								Total
	1	2	3	4	5	6	7	8	
1	4	3	4	2	1			1	15
2	4	3	3	2	2			1	15
3	1	4	5	5					15
4	3	2	1		3	2	1	3	15
5		2		2	4	2	3	2	15
6			1	3	1	4	4	2	15
7	1	1			1	5	4	3	15
8	2		1	1	2	2	3	3	14
<b>Total</b>	<b>15</b>	<b>15</b>	<b>15</b>	<b>15</b>	<b>14</b>	<b>15</b>	<b>15</b>	<b>15</b>	<b>119</b>

**NOTES**

This statistic indicates how many times a specific rank has been achieved from which gate during the motos.





**BMX Supercross WC 2012 - Papendal (NED)**

Olympic Training Center  
13 MAY 2012  
16:50

**Elite Men**  
Final



**Gate-Rank-Statistics**

Rank	Gate								Total
	1	2	3	4	5	6	7	8	
1	16	8	2	3				2	31
2	5	10	4	6	1			2	31
3	5	5	6	2	4	5	3	1	31
4	1	6	5	3	6	6	2	2	31
5	1	1	5	6	6	6	3	3	31
6	2		5	5	6	6	2	5	31
7	1		3	3	3	4	9	7	30
8		1	1	3	5	3	8	5	26
<b>Total</b>	<b>31</b>	<b>31</b>	<b>31</b>	<b>31</b>	<b>31</b>	<b>30</b>	<b>29</b>	<b>28</b>	<b>242</b>

**NOTES**

This statistic indicates how many times a specific rank has been achieved from which gate during the motos.



## Elite Women

### World Cup Standing

1 Chula Vista, CA (USA)  
2 Randaberg (NOR)  
3 Papendal (NED)

31.03.2012  
14.04.2012  
13.05.2012

4 Abbotsford (CAN)

15.09.2012

Rank	UCI Code	Name	NOC	Total	1	2	3	4	5
1	AUS19901024	BUCHANAN Caroline	AUS	620	160 2	250 1	210 2		
2	USA19910117W	POST Alise	USA	524	144 4	140 3	240 1		
3	FRA19890316	POTTIER Magalie	FRA	520	225 1	185 2	110 6		
4	FRA19860729	LE CORGUILLE Laetitia	FRA	430	160 2	130 4	140 3		
5	USA19890208	GEVING Amanda	USA	332	140 5	67 17	125 4		
6	USA19850730	MARTIN Arielle	USA	318	120 7	110 6	88 10		
7	USA19930429	CRAIN Brooke	USA	312	107 8	110 6	95 8		
8	USA19900624	CARR Amanda	USA	285	125 6	80 12	80 13		
9	CZE19840830	HLADIKOVA Aneta	CZE	258	75 12	71 15	112 5		
10	AUS19930212	MCLEOD Melinda	AUS	251	93 10	95 9	63 20		
11	LTU19830224	RIMSAITE Vilma	LTU	243	59 21	125 5	59 21		
12	FRA19900825	VALENTINO Manon	FRA	239	71 13	71 15	97 7		
13	AUS19910625	REYNOLDS Lauren	AUS	237	107 8	63 18	67 19		
14	CZE19830904	HORAKOVA Jana	CZE	234	63 17	89 11	82 12		
15	NED19931209	SMULDERS Laura	NED	215	71 13	59 21	85 11		
16	CZE19890427	LABOUNKOVA Romana	CZE	212	59 21	94 10	59 21		
17	NED19920221	HEREIJGERS Maartje	NED	202	59 21	63 18	80 13		
18	RSA19921110	O'KEEFFE Teagan	RSA	193	59 21	59 21	75 16		
19	NED19921207	VAN BENTHEM Merle	NED	174	63 17	59 21	52 29		
20	ARG19810102	DIAZ Gabriela Maria	ARG	164		75 14	89 9		
21	FRA19900625	AILLOUD Eva	FRA	155		80 12	75 16		
22	VEN19910615	HERNANDEZ Stefany	VEN	143	63 17		80 13		
23	BEL19911216	VANHOOF Eike	BEL	123		52 29	71 18		
24	FRA19860729W	LE CORGUILLE Audrey	FRA	115	52 29	63 18			
25	GBR19930903	TAYLOR Abbie	GBR	114		55 25	59 21		
25	BRA19931202	STEVAUX CARNAVAL Priscila	BRA	114	55 25		59 21		

## Elite Women

### World Cup Standing

Rank	UCI Code	Name	NOC	Total	1	2	3	4	5
27	FRA19860515	COTTEREAU Blandine	FRA	110		55 25	55 25		
27	SUI19890425	FAEHNDRICH Jenny	SUI	110		55 25	55 25		
29	AUS19871112	CALLISTO Nicole	AUS	107	55 25	52 29			
30	BRA19931003	QUINALHA Bianca	BRA	104	52 29	52 29			
30	USA19940323	STACY Shelby <sup>o</sup>	USA	104	52 29	52 29			
32	NZL19880710	WALKER Sarah	NZL	103		103 8			
33	USA19940401	GEORGE Dani <sup>o</sup>	USA	80	80 11				
34	USA19921118	HENDERSON Alaina	USA	67	67 15				
34	USA19950518	STANCIL Felicia <sup>o</sup>	USA	67	67 15				
36	USA19860127	HAYASHI Kimberly	USA	63	63 17				
37	NED19891028	KLAUS Lieke	NED	59		59 21			
38	PUR19921128	DANIELS Dominique	PUR	55	55 25				
38	FRA19941123	BRUNEL Floriane <sup>o</sup>	FRA	55		55 25			
38	LAT19910503	ALEKSEJEVA Sandra	LAT	55			55 25		
38	BRA19950106	CHAVES MOROSINI Thaynara <sup>o</sup>	BRA	55	55 25				
38	NZL19900730	HILL Victoria	NZL	55			55 25		
43	AUS19921029	DELLAR Kirsten	AUS	52			52 29		
43	COL19911010	PAJON Mariana	COL	52	52 29				
43	GER19891008	RUNGE Regula	GER	52			52 29		
43	DEN19940210	CHRISTENSEN Simone <sup>o</sup>	DEN	52			52 29		

#### NOTES

<sup>o</sup> = Junior

## Elite Men

### World Cup Standing

1 Chula Vista, CA (USA)  
2 Randaberg (NOR)  
3 Papendal (NED)

31.03.2012  
14.04.2012  
13.05.2012

4 Abbotsford (CAN)

15.09.2012

Rank	UCI Code	Name	NOC	Total	1	2	3	4	5
1	USA19920914	FIELDS Connor	USA	602	250 1	250 1	102 8		
2	AUS19910815	WILLOUGHBY Sam	AUS	533	179 2	185 2	169 2		
3	USA19880509	HERMAN David	USA	385	155 3	90 9	140 3		
4	LAT19870310	STROMBERGS Maris	LAT	365	125 6		240 1		
5	CAN19920417	NYHAUG Tory	CAN	340	135 4	108 7	97 9		
6	COL19871116	OQUENDO ZABALA Carlos Mario	COL	324	80 13	159 3	85 12		
7	NZL19850911	WILLERS Marc	NZL	296	134 5	52 31	110 6		
8	NED19920609	VAN GENDT Twan	NED	282	108 7	49 35	125 4		
9	FRA19880130	CALEYRON Quentin	FRA	279	49 33	125 6	105 7		
10	NED19870114	VAN DER BIEZEN Raymon	NED	261	80 13	88 11	93 10		
11	FRA19910212	DAUDET Joris	FRA	259	79 15	97 8	83 15		
12	AUS19860101	KIRKHAM Brian	AUS	255	49 33	126 5	80 16		
13	USA19841009	DAY Mike	USA	254	74 18	89 10	91 11		
14	COL19940312	RAMIREZ YEPEZ Carlos Alberto °	COL	229	55 28	49 35	125 4		
15	GBR19890311	PHILLIPS Liam	GBR	216	81 11	135 4			
16	AUS19841120	YOUNG Khalen	AUS	215	75 16	85 12	55 28		
17	FRA19900503	PELLUARD Vincent	FRA	210	74 18	73 17	63 23		
18	USA19920420	SHARRAH Corben	USA	208	101 8	55 26	52 31		
19	COL19860827	JIMENEZ CAICEDO Andres Eduardo	COL	207	59 24	63 20	85 12		
20	AUS19910408	CALLAN Joshua	AUS	199	49 33	74 16	76 17		
21	USA19891006	LONG Nicholas	USA	199	72 20	52 31	75 19		
22	GER19920914	BRETHAUER Luis	GER	192	49 33	72 18	71 21		
23	USA19890527	FAORO Tyler	USA	191	83 10	43 51	65 22		
24	USA19861202	NOBLES Barry	USA	179	81 11	55 26	43 49		
25	NED19860826	VAN DER PUTTEN Ivo	NED	174	46 41	52 31	76 17		
26	LAT19911101	VEIDE Rihards	LAT	173	43 49	84 13	46 41		

Elite Men

World Cup Standing

Rank	UCI Code	Name	NOC	Total	1	2	3	4	5
27	FRA19880813	MOO CAILLE Moana	FRA	169	55 28	55 26	59 26		
28	DEN19830924	THERKILDSEN Morten	DEN	164	46 41	75 15	43 49		
29	FRA19880511	DUCHENE Simon	FRA	163	62 23	46 43	55 28		
30	ITA19801008	DE VECCHI Manuel	ITA	158	49 33	63 20	46 41		
31	USA19830617	ROBINSON Donny	USA	156	67 21	43 51	46 41		
32	AUS19910422	DEAN Anthony	AUS	154	59 24	49 35	46 41		
33	USA19910503	ANTHONY Alex	USA	138	75 16	63 20			
34	GER19890620	BAIER Maik	GER	135	40 57	46 43	49 33		
34	CZE19810401	PROKOP Michal	CZE	135	40 57	46 43	49 33		
36	SUI19890908	GRAF David	SUI	135	46 41	49 35	40 57		
37	SUI19810504	RINDERKNECHT Roger	SUI	134		71 19	63 23		
38	FRA19860319	HAMON Thomas	FRA	132	49 33	43 51	40 57		
39	NED19770430	DE WILDE Robert	NED	126	46 41	40 57	40 57		
40	USA19851118	ROGERS Jason	USA	123	40 57	40 57	43 49		
41	NOR19910526	AGUILUZ Andre Fossa	NOR	107		58 25	49 33		
42	NED19910206	VAN DE WETERING Glenn	NED	106		43 51	63 23		
43	USA19891012	COOK Kory	USA	105	59 24	46 43			
43	BRA19910228	REZENDE Renato	BRA	105	59 24	46 43			
45	SUI19910103	BLANC Renaud	SUI	104	49 33	55 26			
46	USA19850807	HARRIS Bubba	USA	104	52 31	52 31			
47	NOR19870806	KARTFJORD Sebastian	NOR	101		55 26	46 41		
48	ITA19880726	RICCARDI Romain	ITA	92	43 49	49 35			
49	USA19891010	BRADFORD Joey	USA	90	90 9				
50	AUS19930802	GOODWIN Darryn	AUS	89	40 57		49 33		
50	ECU19890604	ENDARA MADERA Fausto Andres	ECU	89		40 57	49 33		
52	GBR19930926	EVANS Kyle	GBR	89	40 57	49 35			
52	ESP19861124	GALAN CARRASCO Pablo	ESP	89		49 35	40 57		
54	LAT19880421	TREIMANIS Edzus	LAT	89	46 41		43 49		

Elite Men

World Cup Standing

Rank	UCI Code	Name	NOC	Total	1	2	3	4	5
54	USA19880121	POPE Weston	USA	89	43 49		46 41		
56	ECU19930302	CAMPO Alfredo	ECU	86	46 41	40 57			
57	COL19861219	CASTRO HERRERA Augusto	COL	86	43 49	43 51			
58	FRA19921014	ANDRE Sylvain	FRA	84			84 14		
59	COL19870521	DIAZ MONTANA Jose Luis	COL	83	43 49		40 57		
59	SUI19890809	LAPRAZ Yvan	SUI	83		40 57	43 49		
61	ARG19910412	PIZARRO Ernesto	ARG	80		80 14			
62	FRA19861110	GODET Damien	FRA	75			75 19		
63	NZL19910314	PICKARD Kurt	NZL	63	63 22				
64	FRA19920105	TEULLET Denis	FRA	59		59 23			
64	RSA19870513	NHLAPO Sifiso	RSA	59		59 23			
66	AUS19800528	MADILL Luke	AUS	59			59 26		
67	NED19910105	VAN GORKOM Jelle	NED	55	55 28				
67	NZL19850221	Cameron Matthew	NZL	55			55 28		
69	CZE19791016	TAMME Lukas	CZE	52			52 31		
69	USA19850522	BROWN Tyler	USA	52	52 31				
71	NED19921126	HARMSSEN Joris	NED	49			49 33		
71	USA19880710	MEYERS Josh	USA	49	49 33				
71	FRA19880504	PERRIER Julian	FRA	49			49 33		
71	FRA19890922	RICCARDI Remi	FRA	49			49 33		
75	LAT19890317	MANKUS Toms	LAT	49		49 35			
76	NED19940224	PETERS Jasper °	NED	46			46 41		
76	NED19870211	JASPERS Martijn	NED	46	46 41				
76	SUI19930928	TANNIGER Romain	SUI	46			46 41		
76	USA19920311	ZULA Thomas	USA	46	46 41				
80	SUI19930731	SOPPELSA Dino	SUI	46		46 43			
80	FRA19890926	GODET Julien	FRA	46		46 43			
80	FRA19890515	GOUX Lilian	FRA	46		46 43			

Elite Men

World Cup Standing

Rank	UCI Code	Name	NOC	Total	1	2	3	4	5
83	BEL19860502	DUBOIS Arnaud	BEL	43			43 49		
83	USA19910117M	STEIN Denzel	USA	43	43 49				
83	USA19921206	GARCIA Jared	USA	43	43 49				
83	NZL19910712	JAMES Kurt	NZL	43			43 49		
83	ITA19900129	CRISTOFOLI Roberto	ITA	43			43 49		
83	JPN19930916	NAGASAKO Yoshitaku	JPN	43	43 49				
89	FRA19920116	MARTINEZ Lorin	FRA	43		43 51			
90	GER19910319	SCHLANG Daniel	GER	40	40 57				
90	BRA19930515	MARTINS FERREIRA Igor	BRA	40		40 57			
90	LAT19920829	LEJINS Kristers	LAT	40			40 57		
90	USA19790925	BENNETT Kyle	USA	40	40 57				
90	NED19880429	SCHERPEN Martijn	NED	40		40 57			
90	NOR19921201	HELLEVIK Martin	NOR	40		40 57			
90	USA19941116	KOEHLER Nicholas <sup>o</sup>	USA	40	40 57				
90	COL19860323	SALAZAR LOPEZ Sergio Ignacio	COL	40			40 57		
90	LAT19900906	SKUJINS Toms	LAT	40			40 57		

NOTES

<sup>o</sup> = Junior