



PRESENTED BY **swatch+**

Round 1

Pietermaritzburg (RSA)
08 - 09 April 2011

OFFICIAL RESULTS BOOK

© UCI 2011

Pietermaritzburg, South Africa


8-9 April 2011 **date**

Alexander Park **venue**

Woman: 330 meters

EliteTrax **track design**

Men: 365 meters **track length**



Designed by **AGS**
AHLGREN GRAPHICS SWEDEN
www.AhlgrenGraphics.com
VEIDEC

Track layout may be subject to change

Copyright © 2011 ELITETRAX INC. All rights reserved



BMX Supercross WC 2011 - Pietermaritzburg (RSA)



Number of Entries by NOC

As of 7 APR 2011



| NOC | Elite Men | Elite Women | Total Riders |
|------------------------|------------|-------------|--------------|
| ARG - Argentina | 7 | 5 | 12 |
| AUS - Australia | 7 | 5 | 12 |
| BEL - Belgium | 2 | | 2 |
| BRA - Brazil | 3 | 2 | 5 |
| CAN - Canada | 3 | 1 | 4 |
| CHI - Chile | 1 | | 1 |
| COL - Colombia | 6 | 2 | 8 |
| CZE - Czech Republic | 4 | 3 | 7 |
| DEN - Denmark | 2 | | 2 |
| ECU - Ecuador | 3 | | 3 |
| FRA - France | 6 | 5 | 11 |
| GER - Germany | 5 | | 5 |
| ITA - Italy | 6 | | 6 |
| JPN - Japan | 2 | | 2 |
| LAT - Latvia | 4 | 1 | 5 |
| LTU - Lithuania | | 1 | 1 |
| NED - Netherlands | 9 | 2 | 11 |
| NOR - Norway | 2 | | 2 |
| NZL - New Zealand | 7 | 1 | 8 |
| RSA - South Africa | 10 | 1 | 11 |
| SUI - Switzerland | 5 | | 5 |
| USA - United States | 9 | 8 | 17 |
| VEN - Venezuela | | 1 | 1 |
| Total: | 103 | 38 | 141 |
| Number of NOCs: | 21 | 14 | 23 |



BMX Supercross WC 2011 - Pietermaritzburg (RSA)

Elite Women



Entry List by Event

As of 7 APR 2011



| NOC | Bike Number | Name | SX Ranking | UCI Code | Date of Birth |
|----------------------|-------------|--------------------------|------------|--------------|---------------|
| ARG - Argentina | 446 | DIAZ Maria Gabriela | 23 | ARG19810121 | 21 JAN 1981 |
| | 104 | DIAZ Mariana | | ARG19920920 | 20 SEP 1992 |
| | 105 | DUTTO Maria Belen | | ARG19870522 | 22 MAY 1987 |
| | 106 | RUARTE Maria Eugenia | | ARG19890419 | 19 APR 1989 |
| | 107 | SORIANO Florencia Ayelen | | ARG19930411 | 11 APR 1993 |
| AUS - Australia | 6 | BRACKEN Rachel | 11 | AUS19910630 | 30 JUN 1991 |
| | 68 | BUCHANAN Caroline | 2 | AUS19901024 | 24 OCT 1990 |
| | 55 | CALLISTO Nicole | 20 | AUS19871112 | 12 NOV 1987 |
| | 108 | McLEOD Melinda | 37 | AUS19930212 | 12 FEB 1993 |
| | 21 | REYNOLDS Lauren | 8 | AUS19910625 | 25 JUN 1991 |
| BRA - Brazil | 102 | QUINALHA Bianca Ijano | | BRA19931003 | 3 OCT 1993 |
| | 103 | STEIN Squel | | BRA19910709 | 9 JUL 1991 |
| CAN - Canada | 56 | COOLS Samantha | 36 | CAN19860303 | 3 MAR 1986 |
| COL - Colombia | 100 | PAJON Mariana | 7 | COL19911010 | 10 OCT 1991 |
| | 89 | ZULUAGA Andrea | 30 | COL19891003 | 3 OCT 1989 |
| CZE - Czech Republic | 52 | HLADIKOVA Aneta | 12 | CZE19840830 | 30 AUG 1984 |
| | 83 | HORÁKOVÁ Jana | 14 | CZE19830904 | 4 SEP 1983 |
| | 27 | LABOUNKOVA Romana | 19 | CZE19890427 | 27 APR 1989 |
| FRA - France | 57 | AILLOUD Eva | 28 | FRA19900625 | 25 JUN 1990 |
| | 19 | DESPEAUX Amélie | 15 | FRA19870319 | 19 MAR 1987 |
| | 109 | le ROUX Enora | 32 | FRA19930210 | 10 FEB 1993 |
| | 50 | POTTIER Magalie | 5 | FRA19890316 | 16 MAR 1989 |
| | 971 | VALENTINO Manon | 27 | FRA19900825 | 25 AUG 1990 |
| LAT - Latvia | 110 | ALEKSEJEW A Sandra | 45 | LAT19910503 | 3 MAY 1991 |
| LTU - Lithuania | 222 | RIMSAITE Vilma | 25 | LTU19830224 | 24 FEB 1983 |
| NED - Netherlands | 44 | SEESING Joyce | 18 | NED19900222 | 22 FEB 1990 |
| | 75 | van BENTHEM Merle | 21 | NED19921207 | 7 DEC 1992 |
| NZL - New Zealand | 96 | WALKER Sarah | 3 | NZL19880710 | 10 JUL 1988 |
| RSA - South Africa | 115 | O'KEEFFE Teagan | 47 | RSA19921110 | 10 NOV 1992 |
| USA - United States | 39 | CARR Amanda | 13 | USA19900624 | 24 JUN 1990 |
| | 116 | CRAIN Brooke | 10 | USA19930429 | 29 APR 1993 |
| | 118 | GEORGE Danielle | 40 | USA19940401 | 1 APR 1994 |
| | 31 | GEVING Amanda | 9 | USA19890208 | 8 FEB 1989 |
| | 15 | MARTIN Arielle | 6 | USA19850730 | 30 JUL 1985 |
| | 11 | POST Alise | 4 | USA19910117W | 17 JAN 1991 |
| | 121 | VERHAGEN Ashley | 24 | USA19911014 | 14 OCT 1991 |
| | 119 | WOLCOTT Taylor | 28 | USA19930717 | 17 JUL 1993 |





BMX Supercross WC 2011 - Pietermaritzburg (RSA)

Elite Women



Entry List by Event

As of 7 APR 2011



| NOC | Bike Number | Name | SX Ranking | UCI Code | Date of Birth |
|-----------------|-------------|-------------------|------------|-------------|---------------|
| VEN - Venezuela | 469 | HERNANDEZ Stefany | 17 | VEN19910615 | 15 JUN 1991 |

NOTES

All changes are available in INFO



BMX Supercross WC 2011 - Pietermaritzburg (RSA)

Elite Men



Entry List by Event

CORRECTED
7 APR 13:07

swatch+

| NOC | Bike Number | Name | SX Ranking | UCI Code | Date of Birth |
|----------------------|-------------|------------------------------|------------|-------------|---------------|
| ARG - Argentina | 138 | BUSTOS Lucas Alfredo | 73 | ARG19930427 | 27 APR 1993 |
| | 142 | COSTIGLIOLO Martin | | ARG19870616 | 16 JUN 1987 |
| | 90 | MARINO Ramiro | 10 | ARG19881116 | 16 NOV 1988 |
| | 145 | MATURANO Fabricio | | ARG19810515 | 15 MAY 1981 |
| | 146 | PODESTA Agustin | | ARG19840102 | 2 JAN 1984 |
| | 909 | POLO Federico | | ARG19830522 | 22 MAY 1983 |
| | 147 | VILLEGAS Federico | | ARG19940713 | 13 JUL 1994 |
| AUS - Australia | 333 | CAMERON Alexander | | AUS19870618 | 18 JUN 1987 |
| | 149 | GOODWIN Darryn | 95 | AUS19930802 | 2 AUG 1993 |
| | 206 | HUBERT Thomas | | AUS19880731 | 31 JUL 1988 |
| | 42 | KIRKHAM Brian | 38 | AUS19860101 | 1 JAN 1986 |
| | 82 | ROBINSON Michael | | AUS19821209 | 9 DEC 1982 |
| | 91 | WILLOUGHBY Sam | 2 | AUS19910815 | 15 AUG 1991 |
| | 97 | YOUNG Khalen | 34 | AUS19841120 | 20 NOV 1984 |
| BEL - Belgium | 150 | DUBOIS Arnaud | 43 | BEL19860502 | 2 MAY 1986 |
| | 245 | JACOBS Toon | 95 | BEL19870925 | 25 SEP 1987 |
| BRA - Brazil | 129 | FERREIRA Igor | | BRA19930515 | 15 MAY 1993 |
| | 132 | MIRANDA Leandro Dal Farra | | BRA19920211 | 11 FEB 1992 |
| | 135 | OSTETI Hugo Vasconcelos | | BRA19931025 | 25 OCT 1993 |
| CAN - Canada | 94 | BROWN James | 95 | CAN19890626 | 26 JUN 1989 |
| | 152 | McCORMACK Connor | | CAN19930108 | 8 JAN 1993 |
| | 49 | NYHAUG Tory | 41 | CAN19920417 | 17 APR 1992 |
| CHI - Chile | 229 | AGUIRRE Elias | | CHI19920329 | 29 MAR 1992 |
| COL - Colombia | 114 | CASTRO HERRERA Augusto | 23 | COL19861219 | 19 DEC 1986 |
| | 60 | DIAZ MONTANA Jose | 44 | COL19870521 | 21 MAY 1987 |
| | 717 | JIMINEZ CAICEDO Andres | 16 | COL19860827 | 27 AUG 1986 |
| | 566 | OQUENDO ZABALA Carlos | 17 | COL19871116 | 16 NOV 1987 |
| | 116 | OQUENDO ZABALA David | 75 | COL19920401 | 1 APR 1992 |
| | 56 | SALAZAR LOPEZ Sergio Ignacio | 72 | COL19860323 | 23 MAR 1986 |
| CZE - Czech Republic | 12 | PROKOP Michal | 26 | CZE19810401 | 1 APR 1981 |
| | 913 | ŠVUB Jan | | CZE19900220 | 20 FEB 1990 |
| | 18 | TAMME Lukáš | 101 | CZE19791016 | 16 OCT 1979 |
| | 103 | TUMPACH Stepan | 71 | CZE19890526 | 26 MAY 1989 |
| DEN - Denmark | 191 | ANDRESEN Klaus Bøgh | | DEN19870710 | 10 JUL 1987 |
| | 102 | THERKILDSEN Morten | 81 | DEN19830924 | 24 SEP 1983 |
| ECU - Ecuador | 126 | ENDARA MADERA Fausto | | ECU19890604 | 4 JUN 1989 |
| | 54 | ESCUADERO ORDONEZ Jose | | ECU19880613 | 13 JUN 1988 |
| | 50 | FALLA BUCHELY Emilio | 40 | ECU19860612 | 12 JUN 1986 |
| FRA - France | 39 | ANDRE Sylvain | 11 | FRA19921014 | 14 OCT 1992 |



BMX Supercross WC 2011 - Pietermaritzburg (RSA)

Elite Men




Entry List by Event

CORRECTED
7 APR 13:07

swatch+

| NOC | Bike Number | Name | SX Ranking | UCI Code | Date of Birth |
|--------------------|------------------|------------------------|-------------|-------------|---------------|
| FRA - France | 3 | DAUDET Joris | 4 | FRA19910212 | 12 FEB 1991 |
| | 69 | GODET Damien | 13 | FRA19861110 | 10 NOV 1986 |
| | 115 | GOUX Lilian | 81 | FRA19890515 | 15 MAY 1989 |
| | 4 | HAMON Thomas | 14 | FRA19860319 | 19 MAR 1986 |
| | 974 | HOARAU Olivier | | FRA19881012 | 12 OCT 1988 |
| GER - Germany | 572 | BRETHAUER Luis | 31 | GER19920914 | 14 SEP 1992 |
| | 433 | GANSER Maximilian | | GER19920112 | 12 JAN 1992 |
| | 787 | LINDENMEYER Thorsten | 87 | GER19871217 | 17 DEC 1987 |
| | 193 | SCHLANG Daniel | | GER19910319 | 19 MAR 1991 |
| | 155 | SCHMIDT Julian | | GER19941210 | 10 DEC 1994 |
| ITA - Italy | 133 | CRISTOFOLI Roberto | | ITA19900129 | 29 JAN 1990 |
| | 28 | de VECCHI Manuel | 51 | ITA19801008 | 8 OCT 1980 |
| | 117 | FANTONI Giacomo | 66 | ITA19910318 | 18 MAR 1991 |
| | 156 | FURLAN Mattia | | ITA19930506 | 6 MAY 1993 |
| | 421 | RICCARDI Romain | 46 | ITA19880726 | 26 JUL 1988 |
| 158 | VIRDIS Luca | | ITA19930601 | 1 JUN 1993 | |
| JPN - Japan | 38 | MATSUSHITA Tatsumi | | JPN19910924 | 24 SEP 1991 |
| | 79 | SAMPEI Masahiro | | JPN19900502 | 2 MAY 1990 |
| LAT - Latvia | 160 | GUTMANIS Maris | 53 | LAT19891020 | 20 OCT 1989 |
| | 162 | LEJINS Kristers | 54 | LAT19920929 | 29 SEP 1992 |
| | 165 | TREIMANS Edzus | 22 | LAT19880421 | 21 APR 1988 |
| | 170 | VEIDE Rihards | 29 | LAT19911101 | 1 NOV 1991 |
| NED - Netherlands | 40 | BISELING Sander | 35 | NED19851109 | 9 NOV 1985 |
| | 77 | de WILDE Robert | 25 | NED19770430 | 30 APR 1977 |
| | 92 | JASPERS Martijn | 48 | NED19870211 | 11 FEB 1987 |
| | 15 | SCHERPEN Martijn | 61 | NED19880429 | 29 APR 1988 |
| | 72 | van den WILDENBERG Rob | 39 | NED19820302 | 2 MAR 1982 |
| | 121 | van der BIEZEN Raymon | 8 | NED19870114 | 14 JAN 1987 |
| | 666 | van der PUTTEN Ivo | 49 | NED19860826 | 26 AUG 1986 |
| | 148 | van GENDT Twan | | NED19920609 | 9 JUN 1992 |
| 37 | van GORKOM Jelle | 9 | NED19910105 | 5 JAN 1991 | |
| NOR - Norway | 20 | AGUILUZ Andre Fossa | 47 | NOR19910526 | 26 MAY 1991 |
| | 32 | KARTFJORD Sebastian | 56 | NOR19870806 | 6 AUG 1987 |
| NZL - New Zealand | 174 | FOX Nicholas | | NZL19931113 | 13 NOV 1993 |
| | 176 | FRANKS Daniel | | NZL19931002 | 2 OCT 1993 |
| | 167 | JAMES Kurt | | NZL19910712 | 12 JUL 1991 |
| | 180 | JONES Trent | | NZL19940812 | 12 AUG 1994 |
| | 154 | PICKARD Kurt | | NZL19910314 | 14 MAR 1991 |
| | 777 | WILLERS Marc | 7 | NZL19850911 | 11 SEP 1985 |
| | 182 | WOODCOCK Trent | | NZL19930504 | 4 MAY 1993 |
| RSA - South Africa | 183 | AUSTIN Christopher | | RSA19930918 | 18 SEP 1993 |

Timing and Results by  **SWISS TIMING**

www.bmxworldcupsa.co.za

www.bmx-results.com

CBM000_32C 1.1

Report Created THU 7 APR 2011 13:07

Page 2 / 3



Department of Economic
Development and Tourism
Umyango Wezokuthukiswa
Kumkhondo Nezokwakasha
KWAZULU-NATAL PROVINCIAL GOVERNMENT



BMX Supercross WC 2011 - Pietermaritzburg (RSA)

Elite Men



Entry List by Event

CORRECTED
7 APR 13:07


swatch+

| NOC | Bike Number | Name | SX Ranking | UCI Code | Date of Birth |
|---------------------|-------------|-----------------|------------|-------------|---------------|
| RSA - South Africa | 772 | BUZIBA Godfrey | | RSA19890901 | 1 SEP 1989 |
| | 189 | CARVALHO Miguel | | RSA19930226 | 26 FEB 1993 |
| | 194 | DODD Kyle | | RSA19940211 | 11 FEB 1994 |
| | 195 | DONAVAN Mienie | | RSA19890404 | 4 APR 1989 |
| | 111 | HERBERT Kane | | RSA19890805 | 5 AUG 1989 |
| | 247 | HOLDSTOCK Dean | | RSA19890629 | 29 JUN 1989 |
| | 525 | LUBBE Gavin | | RSA19900525 | 25 MAY 1990 |
| | 198 | LUNGA Mkhize | | RSA19920111 | 11 JAN 1992 |
| | 141 | O'KEEFE Jordan | | RSA19900515 | 15 MAY 1990 |
| SUI - Switzerland | 373 | BLANC Renaud | 28 | SUI19910103 | 3 JAN 1991 |
| | 48 | GRAF David | 55 | SUI19890908 | 8 SEP 1989 |
| | 58 | KELLER Axel | | SUI19881216 | 16 DEC 1988 |
| | 43 | LAPRAZ Yvan | 18 | SUI19890809 | 9 AUG 1989 |
| | 203 | TANNIGER Romain | | SUI19930928 | 28 SEP 1993 |
| USA - United States | 86 | ANTHONY Alex | 66 | USA19910503 | 3 MAY 1991 |
| | 316 | BROWN Tyler | 42 | USA19850522 | 22 MAY 1985 |
| | 954 | FAORO Tyler | | USA19890527 | 27 MAY 1989 |
| | 80 | HERMAN David | 21 | USA19880509 | 9 MAY 1988 |
| | 64 | LONG Nicholas | 6 | USA19891006 | 6 OCT 1989 |
| | 61 | MEYERS Joshua | 15 | USA19880710 | 10 JUL 1988 |
| | 95 | NOBLES Barry | 37 | USA19861202 | 2 DEC 1986 |
| | 10 | ROBINSON Donny | 84 | USA19830617 | 17 JUN 1983 |
| | 24 | SHARRAH Corben | 5 | USA19920420 | 20 APR 1992 |

NOTES

All changes are available in INFO

bike no 86 Alex ANTHONY and 772 Godfrey BUZIBA - number changed to career number

Timing and Results by  SWISS TIMING

www.bmxworldcupsa.co.za

www.bmx-results.com

CBM000_32C 1.1

Report Created THU 7 APR 2011 13:07

Page 3 / 3



Department of Economic
Development and Tourism
Umyango Wezokuthuthukiswa
Kommithe Nezokavakasha
KWAZULU-NATAL PROVINCIAL GOVERNMENT



BMX Supercross WC 2011 - Pietermaritzburg (RSA)

Alexandra Park
FRI 8 APR 2011
13:00

Elite Women
Time Trial



Start List



| Start Order | Bike Number | SX Rank | Name | NOC Code | Date of Birth | Run1 | Superfinal |
|-------------|-------------|---------|--------------------------|----------|---------------|-------|------------|
| 1 | 107 | | SORIANO Florencia Ayelen | ARG | 11 APR 1993 | _____ | _____ |
| 2 | 102 | | QUINALHA Bianca Ijano | BRA | 3 OCT 1993 | _____ | _____ |
| 3 | 105 | | DUTTO Maria Belen | ARG | 22 MAY 1987 | _____ | _____ |
| 4 | 106 | | RUARTE Maria Eugenia | ARG | 19 APR 1989 | _____ | _____ |
| 5 | 103 | | STEIN Squel | BRA | 9 JUL 1991 | _____ | _____ |
| 6 | 104 | | DIAZ Mariana | ARG | 20 SEP 1992 | _____ | _____ |
| 7 | 118 | 40 | GEORGE Danielle | USA | 1 APR 1994 | _____ | _____ |
| 8 | 108 | 37 | McLEOD Melinda | AUS | 12 FEB 1993 | _____ | _____ |
| 9 | 109 | 32 | le ROUX Enora | FRA | 10 FEB 1993 | _____ | _____ |
| 10 | 119 | 28 | WOLCOTT Taylor | USA | 17 JUL 1993 | _____ | _____ |
| 11 | 116 | 10 | CRAIN Brooke | USA | 29 APR 1993 | _____ | _____ |
| 12 | 115 | 47 | O'KEEFFE Teagan | RSA | 10 NOV 1992 | _____ | _____ |
| 13 | 110 | 45 | ALEKSEJEW A Sandra | LAT | 3 MAY 1991 | _____ | _____ |
| 14 | 56 | 36 | COOLS Samantha | CAN | 3 MAR 1986 | _____ | _____ |
| 15 | 89 | 30 | ZULUAGA Andrea | COL | 3 OCT 1989 | _____ | _____ |
| 16 | 57 | 28 | AILLOUD Eva | FRA | 25 JUN 1990 | _____ | _____ |
| 17 | 971 | 27 | VALENTINO Manon | FRA | 25 AUG 1990 | _____ | _____ |
| 18 | 222 | 25 | RIMSAITE Vilma | LTU | 24 FEB 1983 | _____ | _____ |
| 19 | 121 | 24 | VERHAGEN Ashley | USA | 14 OCT 1991 | _____ | _____ |
| 20 | 446 | 23 | DIAZ Maria Gabriela | ARG | 21 JAN 1981 | _____ | _____ |
| 21 | 75 | 21 | van BENTHEM Merle | NED | 7 DEC 1992 | _____ | _____ |
| 22 | 55 | 20 | CALLISTO Nicole | AUS | 12 NOV 1987 | _____ | _____ |
| 23 | 27 | 19 | LABOUNKOVA Romana | CZE | 27 APR 1989 | _____ | _____ |
| 24 | 44 | 18 | SEESING Joyce | NED | 22 FEB 1990 | _____ | _____ |
| 25 | 469 | 17 | HERNANDEZ Stefany | VEN | 15 JUN 1991 | _____ | _____ |
| 26 | 19 | 15 | DESPEAUX Amélie | FRA | 19 MAR 1987 | _____ | _____ |
| 27 | 83 | 14 | HORÁKOVÁ Jana | CZE | 4 SEP 1983 | _____ | _____ |
| 28 | 39 | 13 | CARR Amanda | USA | 24 JUN 1990 | _____ | _____ |
| 29 | 52 | 12 | HLADIKOVA Aneta | CZE | 30 AUG 1984 | _____ | _____ |
| 30 | 6 | 11 | BRACKEN Rachel | AUS | 30 JUN 1991 | _____ | _____ |
| 31 | 31 | 9 | GEVING Amanda | USA | 8 FEB 1989 | _____ | _____ |
| 32 | 21 | 8 | REYNOLDS Lauren | AUS | 25 JUN 1991 | _____ | _____ |
| 33 | 100 | 7 | PAJON Mariana | COL | 10 OCT 1991 | _____ | _____ |
| 34 | 15 | 6 | MARTIN Arielle | USA | 30 JUL 1985 | _____ | _____ |
| 35 | 50 | 5 | POTTIER Magalie | FRA | 16 MAR 1989 | _____ | _____ |
| 36 | 11 | 4 | POST Alise | USA | 17 JAN 1991 | _____ | _____ |
| 37 | 96 | 3 | WALKER Sarah | NZL | 10 JUL 1988 | _____ | _____ |
| 38 | 68 | 2 | BUCHANAN Caroline | AUS | 24 OCT 1990 | _____ | _____ |

Qualification Rule: best 32 riders qualify for the next round.

best 16 qualify for TimeTrial-Superfinal.



BMX Supercross WC 2011 - Pietermaritzburg (RSA)

Alexandra Park
FRI 8 APR 2011
13:00

Elite Women
Time Trial



Results



| Rank | Bike Number | Name | NOC Code | Run1 | | Qualified | Superfinal |
|------|-------------|--------------------------|----------|--------|---------|-----------|------------|
| | | | | Time | Gap | | |
| 1 | 100 | PAJON Mariana | COL | 34.051 | 0.000 | Q | Q |
| 2 | 971 | VALENTINO Manon | FRA | 34.121 | +0.070 | Q | Q |
| 3 | 96 | WALKER Sarah | NZL | 34.187 | +0.136 | Q | Q |
| 4 | 21 | REYNOLDS Lauren | AUS | 34.385 | +0.334 | Q | Q |
| 5 | 56 | COOLS Samantha | CAN | 34.449 | +0.398 | Q | Q |
| 6 | 50 | POTTIER Magalie | FRA | 34.626 | +0.575 | Q | Q |
| 7 | 83 | HORÁKOVÁ Jana | CZE | 34.695 | +0.644 | Q | Q |
| 8 | 57 | AILLOUD Eva | FRA | 34.726 | +0.675 | Q | Q |
| 9 | 19 | DESPEAUX Amélie | FRA | 34.851 | +0.800 | Q | Q |
| 10 | 68 | BUCHANAN Caroline | AUS | 34.900 | +0.849 | Q | Q |
| 11 | 44 | SEESING Joyce | NED | 34.956 | +0.905 | Q | Q |
| 12 | 108 | McLEOD Melinda | AUS | 35.113 | +1.062 | Q | Q |
| 13 | 6 | BRACKEN Rachel | AUS | 35.175 | +1.124 | Q | Q |
| 14 | 15 | MARTIN Arielle | USA | 35.205 | +1.154 | Q | Q |
| 15 | 52 | HLADIKOVA Aneta | CZE | 35.213 | +1.162 | Q | Q |
| 16 | 39 | CARR Amanda | USA | 35.229 | +1.178 | Q | Q |
| 17 | 469 | HERNANDEZ Stefany | VEN | 35.361 | +1.310 | Q | |
| 18 | 222 | RIMSAITE Vilma | LTU | 35.371 | +1.320 | Q | |
| 19 | 31 | GEVING Amanda | USA | 35.372 | +1.321 | Q | |
| 20 | 27 | LABOUNKOVA Romana | CZE | 35.390 | +1.339 | Q | |
| 21 | 116 | CRAIN Brooke | USA | 35.406 | +1.355 | Q | |
| 22 | 11 | POST Alise | USA | 35.458 | +1.407 | Q | |
| 23 | 446 | DIAZ Maria Gabriela | ARG | 35.570 | +1.519 | Q | |
| 24 | 89 | ZULUAGA Andrea | COL | 35.657 | +1.606 | Q | |
| 25 | 110 | ALEKSEJEWА Sandra | LAT | 35.879 | +1.828 | Q | |
| 26 | 118 | GEORGE Danielle | USA | 36.013 | +1.962 | Q | |
| 27 | 119 | WOLCOTT Taylor | USA | 36.115 | +2.064 | Q | |
| 28 | 121 | VERHAGEN Ashley | USA | 36.534 | +2.483 | Q | |
| 29 | 109 | le ROUX Enora | FRA | 36.539 | +2.488 | Q | |
| 30 | 106 | RUARTE Maria Eugenia | ARG | 36.613 | +2.562 | Q | |
| 31 | 107 | SORIANO Florencia Ayelen | ARG | 36.772 | +2.721 | Q | |
| 32 | 115 | O'KEEFFE Teagan | RSA | 36.990 | +2.939 | Q | |
| 33 | 102 | QUINALHA Bianca Ijano | BRA | 37.447 | +3.396 | | |
| 34 | 105 | DUTTO Maria Belen | ARG | 37.596 | +3.545 | | |
| 35 | 104 | DIAZ Mariana | ARG | 41.935 | +7.884 | | |
| 36 | 55 | CALLISTO Nicole | AUS | 52.498 | +18.447 | | |
| | 75 | van BENTHEM Merle | NED | DNS | | | |
| | 103 | STEIN Squel | BRA | DNS | | | |

LEGEND

DNS Did Not Start



BMX Supercross WC 2011 - Pietermaritzburg (RSA)

Alexandra Park
FRI 8 APR 2011
13:00

Elite Women
Time Trial



Results - Superfinal



| Rank | Bike Number | Name | NOC Code | Date of Birth | Superfinal | |
|------|-------------|-------------------|----------|---------------|------------|---------|
| | | | | | Time | Gap |
| 1 | 971 | VALENTINO Manon | FRA | 25.08.1990 | 33.541 | 0.000 |
| 2 | 96 | WALKER Sarah | NZL | 10.07.1988 | 33.902 | +0.361 |
| 3 | 100 | PAJON Mariana | COL | 10.10.1991 | 33.923 | +0.382 |
| 4 | 68 | BUCHANAN Caroline | AUS | 24.10.1990 | 34.215 | +0.674 |
| 5 | 83 | HORÁKOVÁ Jana | CZE | 04.09.1983 | 34.539 | +0.998 |
| 6 | 50 | POTTIER Magalie | FRA | 16.03.1989 | 34.615 | +1.074 |
| 7 | 44 | SEESING Joyce | NED | 22.02.1990 | 34.629 | +1.088 |
| 8 | 21 | REYNOLDS Lauren | AUS | 25.06.1991 | 34.667 | +1.126 |
| 9 | 57 | AILLOUD Eva | FRA | 25.06.1990 | 34.709 | +1.168 |
| 10 | 56 | COOLS Samantha | CAN | 03.03.1986 | 34.818 | +1.277 |
| 11 | 108 | McLEOD Melinda | AUS | 12.02.1993 | 34.911 | +1.370 |
| 12 | 6 | BRACKEN Rachel | AUS | 30.06.1991 | 34.971 | +1.430 |
| 13 | 19 | DESPEAUX Amélie | FRA | 19.03.1987 | 35.045 | +1.504 |
| 14 | 52 | HLADIKOVA Aneta | CZE | 30.08.1984 | 35.344 | +1.803 |
| 15 | 39 | CARR Amanda | USA | 24.06.1990 | 35.571 | +2.030 |
| 16 | 15 | MARTIN Arielle | USA | 30.07.1985 | 52.763 | +19.222 |



BMX Supercross WC 2011 - Pietermaritzburg (RSA)

Alexandra Park
FRI 8 APR 2011
13:00

Elite Women
Time Trial Run1




Results Time Trials with Split Times



| Rank | Bike Number | Name | NOC Code | START | | | SPEED | | IT1 | | | IT2 | | | RUN | |
|------|-------------|--------------------------|----------|-------|-------|--------|-------|--------|-----|--------|--------|-----|--------|--------|--------|---------|
| | | | | Rk | Time | Beh. | Rk | Speed | Rk | Time | Beh. | Rk | Time | Beh. | Time | Beh. |
| 1 | 100 | PAJON Mariana | COL | 25 | 0.602 | +0.053 | 15 | 49.900 | 1 | 8.352 | 0.000 | 2 | 18.123 | +0.045 | 34.051 | 0.000 |
| 2 | 971 | VALENTINO Manon | FRA | 19 | 0.589 | +0.040 | 30 | 48.461 | 4 | 8.457 | +0.105 | 1 | 18.078 | 0.000 | 34.121 | +0.070 |
| 3 | 96 | WALKER Sarah | NZL | 9 | 0.569 | +0.020 | 2 | 51.958 | 3 | 8.457 | +0.105 | 3 | 18.168 | +0.090 | 34.187 | +0.136 |
| 4 | 21 | REYNOLDS Lauren | AUS | 5 | 0.564 | +0.015 | 11 | 50.399 | 10 | 8.542 | +0.190 | 7 | 18.370 | +0.292 | 34.385 | +0.334 |
| 5 | 56 | COOLS Samantha | CAN | 26 | 0.604 | +0.055 | 8 | 50.909 | 8 | 8.506 | +0.154 | 9 | 18.456 | +0.378 | 34.449 | +0.398 |
| 6 | 50 | POTTIER Magalie | FRA | 6 | 0.566 | +0.017 | 3 | 51.958 | 15 | 8.577 | +0.225 | 6 | 18.364 | +0.286 | 34.626 | +0.575 |
| 7 | 83 | HORÁKOVÁ Jana | CZE | 15 | 0.578 | +0.029 | 4 | 51.958 | 16 | 8.578 | +0.226 | 15 | 18.592 | +0.514 | 34.695 | +0.644 |
| 8 | 57 | AILLOUD Eva | FRA | 30 | 0.628 | +0.079 | 25 | 48.932 | 30 | 8.873 | +0.521 | 20 | 18.696 | +0.618 | 34.726 | +0.675 |
| 9 | 19 | DESPEAUX Amélie | FRA | 24 | 0.599 | +0.050 | 33 | 47.547 | 23 | 8.742 | +0.390 | 21 | 18.710 | +0.632 | 34.851 | +0.800 |
| 10 | 68 | BUCHANAN Caroline | AUS | 23 | 0.597 | +0.048 | 10 | 50.399 | 5 | 8.466 | +0.114 | 4 | 18.245 | +0.167 | 34.900 | +0.849 |
| 11 | 44 | SEESING Joyce | NED | 20 | 0.594 | +0.045 | 28 | 48.461 | 19 | 8.614 | +0.262 | 18 | 18.598 | +0.520 | 34.956 | +0.905 |
| 12 | 108 | McLEOD Melinda | AUS | 14 | 0.576 | +0.027 | 9 | 50.909 | 14 | 8.572 | +0.220 | 11 | 18.537 | +0.459 | 35.113 | +1.062 |
| 13 | 6 | BRACKEN Rachel | AUS | 11 | 0.573 | +0.024 | 13 | 50.399 | 20 | 8.648 | +0.296 | 24 | 18.782 | +0.704 | 35.175 | +1.124 |
| 14 | 15 | MARTIN Arielle | USA | 28 | 0.618 | +0.069 | 7 | 50.909 | 18 | 8.614 | +0.262 | 12 | 18.575 | +0.497 | 35.205 | +1.154 |
| 15 | 52 | HLADIKOVA Aneta | CZE | 1 | 0.549 | 0.000 | 27 | 48.461 | 22 | 8.708 | +0.356 | 25 | 18.841 | +0.763 | 35.213 | +1.162 |
| 16 | 39 | CARR Amanda | USA | 29 | 0.621 | +0.072 | 5 | 51.428 | 6 | 8.478 | +0.126 | 8 | 18.383 | +0.305 | 35.229 | +1.178 |
| 17 | 469 | HERNANDEZ Stefany | VEN | 16 | 0.578 | +0.029 | 20 | 49.411 | 25 | 8.774 | +0.422 | 19 | 18.690 | +0.612 | 35.361 | +1.310 |
| 18 | 222 | RIMSAITE Vilma | LTU | 4 | 0.561 | +0.012 | 24 | 48.932 | 26 | 8.804 | +0.452 | 27 | 19.026 | +0.948 | 35.371 | +1.320 |
| 19 | 31 | GEVING Amanda | USA | 3 | 0.561 | +0.012 | 12 | 50.399 | 9 | 8.515 | +0.163 | 5 | 18.299 | +0.221 | 35.372 | +1.321 |
| 20 | 27 | LABOUNKOVA Romana | CZE | 10 | 0.572 | +0.023 | 29 | 48.461 | 17 | 8.584 | +0.232 | 14 | 18.585 | +0.507 | 35.390 | +1.339 |
| 21 | 116 | CRAIN Brooke | USA | 8 | 0.568 | +0.019 | 17 | 49.900 | 13 | 8.563 | +0.211 | 13 | 18.584 | +0.506 | 35.406 | +1.355 |
| 22 | 11 | POST Alise | USA | 12 | 0.574 | +0.025 | 1 | 53.617 | 2 | 8.449 | +0.097 | 17 | 18.596 | +0.518 | 35.458 | +1.407 |
| 23 | 446 | DIAZ Maria Gabriela | ARG | 7 | 0.567 | +0.018 | 34 | 47.547 | 7 | 8.479 | +0.127 | 16 | 18.593 | +0.515 | 35.570 | +1.519 |
| 24 | 89 | ZULUAGA Andrea | COL | 22 | 0.596 | +0.047 | 16 | 49.900 | 11 | 8.546 | +0.194 | 22 | 18.746 | +0.668 | 35.657 | +1.606 |
| 25 | 110 | ALEKSEJEWA Sandra | LAT | 18 | 0.583 | +0.034 | 14 | 50.399 | 29 | 8.857 | +0.505 | 28 | 19.090 | +1.012 | 35.879 | +1.828 |
| 26 | 118 | GEORGE Danielle | USA | 13 | 0.574 | +0.025 | 6 | 51.428 | 21 | 8.668 | +0.316 | 23 | 18.757 | +0.679 | 36.013 | +1.962 |
| 27 | 119 | WOLCOTT Taylor | USA | 2 | 0.560 | +0.011 | 18 | 49.900 | 24 | 8.770 | +0.418 | 26 | 18.983 | +0.905 | 36.115 | +2.064 |
| 28 | 121 | VERHAGEN Ashley | USA | 21 | 0.595 | +0.046 | 23 | 48.932 | 28 | 8.845 | +0.493 | 29 | 19.185 | +1.107 | 36.534 | +2.483 |
| 29 | 109 | le ROUX Enora | FRA | 17 | 0.581 | +0.032 | 22 | 49.411 | 27 | 8.815 | +0.463 | 32 | 19.347 | +1.269 | 36.539 | +2.488 |
| 30 | 106 | RUARTE Maria Eugenia | ARG | 32 | 0.652 | +0.103 | 32 | 48.461 | 32 | 8.958 | +0.606 | 33 | 19.388 | +1.310 | 36.613 | +2.562 |
| 31 | 107 | SORIANO Florencia Ayelen | ARG | 34 | 0.678 | +0.129 | 26 | 48.932 | 33 | 8.980 | +0.628 | 30 | 19.316 | +1.238 | 36.772 | +2.721 |
| 32 | 115 | O'KEEFFE Teagan | RSA | 31 | 0.651 | +0.102 | 31 | 48.461 | 31 | 8.887 | +0.535 | 31 | 19.334 | +1.256 | 36.990 | +2.939 |
| 33 | 102 | QUINALHA Bianca Ijano | BRA | 27 | 0.611 | +0.062 | 35 | 47.102 | 34 | 9.003 | +0.651 | 34 | 19.698 | +1.620 | 37.447 | +3.396 |
| 34 | 105 | DUTTO Maria Belen | ARG | 33 | 0.662 | +0.113 | 19 | 49.900 | 35 | 9.195 | +0.843 | 35 | 19.892 | +1.814 | 37.596 | +3.545 |
| 35 | 104 | DIAZ Mariana | ARG | 35 | 0.729 | +0.180 | 36 | 38.769 | 36 | 11.583 | +3.231 | 36 | 23.164 | +5.086 | 41.935 | +7.884 |
| 36 | 55 | CALLISTO Nicole | AUS | 36 | 6.493 | +5.944 | 21 | 49.411 | 12 | 8.548 | +0.196 | 10 | 18.462 | +0.384 | 52.498 | +18.447 |
| | 75 | van BENTHEM Merle | NED | | | | | | | | | | | | DNS | DNS |
| | 103 | STEIN Squel | BRA | | | | | | | | | | | | DNS | DNS |

LEGEND

DNS Did Not Start

Timing and Results by  **SWISS TIMING**
CBW01_73A_ST 1.0

www.bmxworldcupsa.co.za
Report Created FRI 8 APR 2011 16:00

www.bmx-results.com
Page 1 / 1



Department of Economic
Development and Tourism
Umyango Wezokuthuthukiswa
Kommithe Nezokwakasha
KWAZULU-NATAL PROVINCIAL GOVERNMENT



BMX Supercross WC 2011 - Pietermaritzburg (RSA)

Alexandra Park
FRI 8 APR 2011
13:00

Elite Women
Time Trial Run2



Results Time Trials with Split Times



| Rank | Bike Number | Name | NOC Code | START | | | SPEED | | IT1 | | | IT2 | | | RUN | |
|------|-------------|-------------------|----------|-------|-------|--------|-------|--------|-----|-------|--------|-----|--------|--------|--------|---------|
| | | | | Rk | Time | Beh. | Rk | Speed | Rk | Time | Beh. | Rk | Time | Beh. | Time | Beh. |
| 1 | 971 | VALENTINO Manon | FRA | 8 | 0.568 | +0.042 | 13 | 48.461 | 1 | 8.245 | 0.000 | 1 | 17.756 | 0.000 | 33.541 | 0.000 |
| 2 | 96 | WALKER Sarah | NZL | 10 | 0.570 | +0.044 | 2 | 51.958 | 7 | 8.478 | +0.233 | 3 | 18.154 | +0.398 | 33.902 | +0.361 |
| 3 | 100 | PAJON Mariana | COL | 11 | 0.575 | +0.049 | 11 | 49.411 | 2 | 8.251 | +0.006 | 2 | 18.010 | +0.254 | 33.923 | +0.382 |
| 4 | 68 | BUCHANAN Caroline | AUS | 1 | 0.526 | 0.000 | 9 | 50.399 | 3 | 8.348 | +0.103 | 4 | 18.169 | +0.413 | 34.215 | +0.674 |
| 5 | 83 | HORÁKOVÁ Jana | CZE | 7 | 0.566 | +0.040 | 2 | 51.958 | 12 | 8.603 | +0.358 | 8 | 18.519 | +0.763 | 34.539 | +0.998 |
| 6 | 50 | POTTIER Magalie | FRA | 5 | 0.555 | +0.029 | 1 | 52.499 | 11 | 8.582 | +0.337 | 6 | 18.421 | +0.665 | 34.615 | +1.074 |
| 7 | 44 | SEESING Joyce | NED | 8 | 0.568 | +0.042 | 13 | 48.461 | 9 | 8.533 | +0.288 | 9 | 18.532 | +0.776 | 34.629 | +1.088 |
| 8 | 21 | REYNOLDS Lauren | AUS | 3 | 0.545 | +0.019 | 10 | 49.900 | 4 | 8.443 | +0.198 | 5 | 18.321 | +0.565 | 34.667 | +1.126 |
| 9 | 57 | AILLOUD Eva | FRA | 15 | 0.636 | +0.110 | 11 | 49.411 | 14 | 8.724 | +0.479 | 15 | 18.705 | +0.949 | 34.709 | +1.168 |
| 10 | 56 | COOLS Samantha | CAN | 16 | 0.765 | +0.239 | 4 | 51.428 | 15 | 8.762 | +0.517 | 14 | 18.658 | +0.902 | 34.818 | +1.277 |
| 11 | 108 | McLEOD Melinda | AUS | 6 | 0.560 | +0.034 | 4 | 51.428 | 8 | 8.515 | +0.270 | 7 | 18.499 | +0.743 | 34.911 | +1.370 |
| 12 | 6 | BRACKEN Rachel | AUS | 2 | 0.531 | +0.005 | 4 | 51.428 | 5 | 8.453 | +0.208 | 11 | 18.623 | +0.867 | 34.971 | +1.430 |
| 13 | 19 | DESPEAUX Amélie | FRA | 12 | 0.582 | +0.056 | 15 | 47.999 | 16 | 8.782 | +0.537 | 10 | 18.617 | +0.861 | 35.045 | +1.504 |
| 14 | 52 | HLADIKOVA Aneta | CZE | 4 | 0.549 | +0.023 | 15 | 47.999 | 13 | 8.693 | +0.448 | 16 | 18.860 | +1.104 | 35.344 | +1.803 |
| 15 | 39 | CARR Amanda | USA | 14 | 0.606 | +0.080 | 4 | 51.428 | 10 | 8.559 | +0.314 | 13 | 18.645 | +0.889 | 35.571 | +2.030 |
| 16 | 15 | MARTIN Arielle | USA | 13 | 0.590 | +0.064 | 4 | 51.428 | 6 | 8.471 | +0.226 | 12 | 18.630 | +0.874 | 52.763 | +19.222 |



BMX Supercross WC 2011 - Pietermaritzburg (RSA)

Alexandra Park
FRI 8 APR 2011
13:30

Elite Men
Time Trial



Start List

CORRECTED
7 APR 13:22

swatch+

| Start Order | Bike Number | SX Rank | Name | NOC Code | Date of Birth | Run1 | Superfinal |
|-------------|-------------|---------|---------------------------|----------|---------------|-------|------------|
| 1 | 147 | | VILLEGAS Federico | ARG | 13 JUL 1994 | _____ | _____ |
| 2 | 152 | | McCORMACK Connor | CAN | 8 JAN 1993 | _____ | _____ |
| 3 | 156 | | FURLAN Mattia | ITA | 6 MAY 1993 | _____ | _____ |
| 4 | 158 | | VIRDIS Luca | ITA | 1 JUN 1993 | _____ | _____ |
| 5 | 176 | | FRANKS Daniel | NZL | 2 OCT 1993 | _____ | _____ |
| 6 | 183 | | AUSTIN Christopher | RSA | 18 SEP 1993 | _____ | _____ |
| 7 | 189 | | CARVALHO Miguel | RSA | 26 FEB 1993 | _____ | _____ |
| 8 | 203 | | TANNIGER Romain | SUI | 28 SEP 1993 | _____ | _____ |
| 9 | 155 | | SCHMIDT Julian | GER | 10 DEC 1994 | _____ | _____ |
| 10 | 129 | | FERREIRA Igor | BRA | 15 MAY 1993 | _____ | _____ |
| 11 | 182 | | WOODCOCK Trent | NZL | 4 MAY 1993 | _____ | _____ |
| 12 | 174 | | FOX Nicholas | NZL | 13 NOV 1993 | _____ | _____ |
| 13 | 194 | | DODD Kyle | RSA | 11 FEB 1994 | _____ | _____ |
| 14 | 135 | | OSTETI Hugo Vasconcellos | BRA | 25 OCT 1993 | _____ | _____ |
| 15 | 180 | | JONES Trent | NZL | 12 AUG 1994 | _____ | _____ |
| 16 | 82 | | ROBINSON Michael | AUS | 9 DEC 1982 | _____ | _____ |
| 17 | 111 | | HERBERT Kane | RSA | 5 AUG 1989 | _____ | _____ |
| 18 | 126 | | ENDARA MADERA Fausto | ECU | 4 JUN 1989 | _____ | _____ |
| 19 | 38 | | MATSUSHITA Tatsumi | JPN | 24 SEP 1991 | _____ | _____ |
| 20 | 142 | | COSTIGLIOLO Martin | ARG | 16 JUN 1987 | _____ | _____ |
| 21 | 191 | | ANDRESEN Klaus Bøgh | DEN | 10 JUL 1987 | _____ | _____ |
| 22 | 193 | | SCHLANG Daniel | GER | 19 MAR 1991 | _____ | _____ |
| 23 | 772 | | BUZIBA Godfrey | RSA | 1 SEP 1989 | _____ | _____ |
| 24 | 167 | | JAMES Kurt | NZL | 12 JUL 1991 | _____ | _____ |
| 25 | 229 | | AGUIRRE Elias | CHI | 29 MAR 1992 | _____ | _____ |
| 26 | 433 | | GANSER Maximilian | GER | 12 JAN 1992 | _____ | _____ |
| 27 | 132 | | MIRANDA Leandro Dal Farra | BRA | 11 FEB 1992 | _____ | _____ |
| 28 | 913 | | ŠVUB Jan | CZE | 20 FEB 1990 | _____ | _____ |
| 29 | 974 | | HOARAU Olivier | FRA | 12 OCT 1988 | _____ | _____ |
| 30 | 79 | | SAMPEI Masahiro | JPN | 2 MAY 1990 | _____ | _____ |
| 31 | 154 | | PICKARD Kurt | NZL | 14 MAR 1991 | _____ | _____ |
| 32 | 145 | | MATURANO Fabricio | ARG | 15 MAY 1981 | _____ | _____ |
| 33 | 247 | | HOLDSTOCK Dean | RSA | 29 JUN 1989 | _____ | _____ |
| 34 | 525 | | LUBBE Gavin | RSA | 25 MAY 1990 | _____ | _____ |
| 35 | 54 | | ESCUADERO ORDONEZ Jose | ECU | 13 JUN 1988 | _____ | _____ |
| 36 | 909 | | POLO Federico | ARG | 22 MAY 1983 | _____ | _____ |
| 37 | 148 | | van GENDT Twan | NED | 9 JUN 1992 | _____ | _____ |
| 38 | 954 | | FAORO Tyler | USA | 27 MAY 1989 | _____ | _____ |
| 39 | 146 | | PODESTA Agustin | ARG | 2 JAN 1984 | _____ | _____ |
| 40 | 206 | | HUBERT Thomas | AUS | 31 JUL 1988 | _____ | _____ |
| 41 | 58 | | KELLER Axel | SUI | 16 DEC 1988 | _____ | _____ |
| 42 | 195 | | DONAVAN Mienie | RSA | 4 APR 1989 | _____ | _____ |
| 43 | 198 | | LUNGA Mkhize | RSA | 11 JAN 1992 | _____ | _____ |
| 44 | 141 | | O'KEEFE Jordan | RSA | 15 MAY 1990 | _____ | _____ |
| 45 | 133 | | CRISTOFOLI Roberto | ITA | 29 JAN 1990 | _____ | _____ |
| 46 | 333 | | CAMERON Alexander | AUS | 18 JUN 1987 | _____ | _____ |
| 47 | 149 | 95 | GOODWIN Darryn | AUS | 2 AUG 1993 | _____ | _____ |
| 48 | 138 | 73 | BUSTOS Lucas Alfredo | ARG | 27 APR 1993 | _____ | _____ |
| 49 | 18 | 101 | TAMME Lukáš | CZE | 16 OCT 1979 | _____ | _____ |

Timing and Results by **SWISS TIMING**

www.bmxworldcupsa.co.za

www.bmx-results.com

CBM_51A_TTR 1.1

Report Created THU 7 APR 2011 13:22

Page 1 / 3



Department of Economic
Development and Tourism
Umyango Wezokuthuthukiswa
Kumembo Nezokavakasha
KWAZULU-NATAL PROVINCIAL GOVERNMENT



BMX Supercross WC 2011 - Pietermaritzburg (RSA)

Alexandra Park
FRI 8 APR 2011
13:30

Elite Men
Time Trial



Start List

CORRECTED
7 APR 13:22

swatch+

| Start Order | Bike Number | SX Rank | Name | NOC Code | Date of Birth | Run1 | Superfinal |
|-------------|-------------|---------|------------------------|----------|---------------|-------|------------|
| 50 | 245 | 95 | JACOBS Toon | BEL | 25 SEP 1987 | _____ | _____ |
| 51 | 94 | 95 | BROWN James | CAN | 26 JUN 1989 | _____ | _____ |
| 52 | 787 | 87 | LINDENMEYER Thorsten | GER | 17 DEC 1987 | _____ | _____ |
| 53 | 10 | 84 | ROBINSON Donny | USA | 17 JUN 1983 | _____ | _____ |
| 54 | 115 | 81 | GOUX Lilian | FRA | 15 MAY 1989 | _____ | _____ |
| 55 | 102 | 81 | THERKILDSEN Morten | DEN | 24 SEP 1983 | _____ | _____ |
| 56 | 116 | 75 | OQUENDO ZABALA David | COL | 1 APR 1992 | _____ | _____ |
| 57 | 56 | 72 | SALAZAR LOPEZ S I | COL | 23 MAR 1986 | _____ | _____ |
| 58 | 103 | 71 | TUMPACH Stepan | CZE | 26 MAY 1989 | _____ | _____ |
| 59 | 86 | 66 | ANTHONY Alex | USA | 3 MAY 1991 | _____ | _____ |
| 60 | 117 | 66 | FANTONI Giacomo | ITA | 18 MAR 1991 | _____ | _____ |
| 61 | 15 | 61 | SCHERPEN Martijn | NED | 29 APR 1988 | _____ | _____ |
| 62 | 32 | 56 | KARTFJORD Sebastian | NOR | 6 AUG 1987 | _____ | _____ |
| 63 | 48 | 55 | GRAF David | SUI | 8 SEP 1989 | _____ | _____ |
| 64 | 162 | 54 | LEJINS Kristers | LAT | 29 SEP 1992 | _____ | _____ |
| 65 | 160 | 53 | GUTMANIS Maris | LAT | 20 OCT 1989 | _____ | _____ |
| 66 | 28 | 51 | de VECCHI Manuel | ITA | 8 OCT 1980 | _____ | _____ |
| 67 | 666 | 49 | van der PUTTEN Ivo | NED | 26 AUG 1986 | _____ | _____ |
| 68 | 92 | 48 | JASPERS Martijn | NED | 11 FEB 1987 | _____ | _____ |
| 69 | 20 | 47 | AGUILUZ Andre Fossa | NOR | 26 MAY 1991 | _____ | _____ |
| 70 | 421 | 46 | RICCARDI Romain | ITA | 26 JUL 1988 | _____ | _____ |
| 71 | 60 | 44 | DIAZ MONTANA Jose | COL | 21 MAY 1987 | _____ | _____ |
| 72 | 150 | 43 | DUBOIS Arnaud | BEL | 2 MAY 1986 | _____ | _____ |
| 73 | 316 | 42 | BROWN Tyler | USA | 22 MAY 1985 | _____ | _____ |
| 74 | 49 | 41 | NYHAUG Tory | CAN | 17 APR 1992 | _____ | _____ |
| 75 | 50 | 40 | FALLA BUCHELY Emilio | ECU | 12 JUN 1986 | _____ | _____ |
| 76 | 72 | 39 | van den WILDENBERG Rob | NED | 2 MAR 1982 | _____ | _____ |
| 77 | 42 | 38 | KIRKHAM Brian | AUS | 1 JAN 1986 | _____ | _____ |
| 78 | 95 | 37 | NOBLES Barry | USA | 2 DEC 1986 | _____ | _____ |
| 79 | 40 | 35 | BISELING Sander | NED | 9 NOV 1985 | _____ | _____ |
| 80 | 97 | 34 | YOUNG Khalen | AUS | 20 NOV 1984 | _____ | _____ |
| 81 | 572 | 31 | BRETHAUER Luis | GER | 14 SEP 1992 | _____ | _____ |
| 82 | 170 | 29 | VEIDE Rihards | LAT | 1 NOV 1991 | _____ | _____ |
| 83 | 373 | 28 | BLANC Renaud | SUI | 3 JAN 1991 | _____ | _____ |
| 84 | 12 | 26 | PROKOP Michal | CZE | 1 APR 1981 | _____ | _____ |
| 85 | 77 | 25 | de WILDE Robert | NED | 30 APR 1977 | _____ | _____ |
| 86 | 114 | 23 | CASTRO HERRERA Augusto | COL | 19 DEC 1986 | _____ | _____ |
| 87 | 165 | 22 | TREIMANS Edzus | LAT | 21 APR 1988 | _____ | _____ |
| 88 | 80 | 21 | HERMAN David | USA | 9 MAY 1988 | _____ | _____ |
| 89 | 43 | 18 | LAPRAZ Yvan | SUI | 9 AUG 1989 | _____ | _____ |
| 90 | 566 | 17 | OQUENDO ZABALA Carlos | COL | 16 NOV 1987 | _____ | _____ |
| 91 | 717 | 16 | JIMINEZ CAICEDO Andres | COL | 27 AUG 1986 | _____ | _____ |
| 92 | 61 | 15 | MEYERS Joshua | USA | 10 JUL 1988 | _____ | _____ |
| 93 | 4 | 14 | HAMON Thomas | FRA | 19 MAR 1986 | _____ | _____ |
| 94 | 69 | 13 | GODET Damien | FRA | 10 NOV 1986 | _____ | _____ |
| 95 | 39 | 11 | ANDRE Sylvain | FRA | 14 OCT 1992 | _____ | _____ |
| 96 | 90 | 10 | MARINO Ramiro | ARG | 16 NOV 1988 | _____ | _____ |
| 97 | 37 | 9 | van GORKOM Jelle | NED | 5 JAN 1991 | _____ | _____ |
| 98 | 121 | 8 | van der BIEZEN Raymon | NED | 14 JAN 1987 | _____ | _____ |

Timing and Results by **SWISS TIMING**

www.bmxworldcupsa.co.za

www.bmx-results.com

CBM_51A_TTR 1.1

Report Created THU 7 APR 2011 13:22

Page 2 / 3



Department of Economic
Development and Tourism
Umyango Wezokuthuthukisa
Kamotho Nezokavakasha
KWAZULU-NATAL PROVINCIAL GOVERNMENT



BMX Supercross WC 2011 - Pietermaritzburg (RSA)

Alexandra Park
FRI 8 APR 2011
13:30

Elite Men
Time Trial



Start List

CORRECTED
7 APR 13:22


swatch+

| Start Order | Bike Number | SX Rank | Name | NOC Code | Date of Birth | Run1 | Superfinal |
|-------------|-------------|---------|----------------|----------|---------------|-------|------------|
| 99 | 777 | 7 | WILLERS Marc | NZL | 11 SEP 1985 | _____ | _____ |
| 100 | 64 | 6 | LONG Nicholas | USA | 6 OCT 1989 | _____ | _____ |
| 101 | 24 | 5 | SHARRAH Corben | USA | 20 APR 1992 | _____ | _____ |
| 102 | 3 | 4 | DAUDET Joris | FRA | 12 FEB 1991 | _____ | _____ |
| 103 | 91 | 2 | WILLOUGHBY Sam | AUS | 15 AUG 1991 | _____ | _____ |

Qualification Rule: best 64 riders qualify for the next round.

best 16 qualify for TimeTrial-Superfinal

bike no 86 Alex ANTHONY and 772 Godfrey BUZIBA - number changed to career number

Timing and Results by  **SWISS TIMING**
CBM_51A_TTR 1.1

www.bmxworldcupsa.co.za
Report Created THU 7 APR 2011 13:22

www.bmx-results.com
Page 3 / 3



Department of Economic
Development and Tourism
Umyango Wezokuthuthukiswa
Kommithe Nezoqavakasha
KWAZULU-NATAL PROVINCIAL GOVERNMENT



BMX Supercross WC 2011 - Pietermaritzburg (RSA)

Alexandra Park
FRI 8 APR 2011
13:30

Elite Men
Time Trial



Results



| Rank | Bike Number | Name | NOC Code | Run1 | | Qualified | Superfinal |
|------|-------------|------------------------------|----------|--------|--------|-----------|------------|
| | | | | Time | Gap | | |
| 1 | 42 | KIRKHAM Brian | AUS | 33.964 | 0.000 | Q | Q |
| 2 | 3 | DAUDET Joris | FRA | 34.027 | +0.063 | Q | Q |
| 3 | 24 | SHARRAH Corben | USA | 34.116 | +0.152 | Q | Q |
| 4 | 121 | van der BIEZEN Raymon | NED | 34.182 | +0.218 | Q | Q |
| 5 | 91 | WILLOUGHBY Sam | AUS | 34.281 | +0.317 | Q | Q |
| 6 | 49 | NYHAUG Tory | CAN | 34.388 | +0.424 | Q | Q |
| 7 | 39 | ANDRE Sylvain | FRA | 34.467 | +0.503 | Q | Q |
| 8 | 566 | OQUENDO ZABALA Carlos | COL | 34.512 | +0.548 | Q | Q |
| 9 | 4 | HAMON Thomas | FRA | 34.603 | +0.639 | Q | Q |
| 10 | 69 | GODET Damien | FRA | 34.642 | +0.678 | Q | Q |
| 11 | 154 | PICKARD Kurt | NZL | 34.643 | +0.679 | Q | Q |
| 12 | 64 | LONG Nicholas | USA | 34.667 | +0.703 | Q | Q |
| 13 | 61 | MEYERS Joshua | USA | 34.699 | +0.735 | Q | Q |
| 14 | 77 | de WILDE Robert | NED | 34.703 | +0.739 | Q | Q |
| 15 | 97 | YOUNG Khalen | AUS | 34.769 | +0.805 | Q | Q |
| 16 | 193 | SCHLANG Daniel | GER | 34.770 | +0.806 | Q | Q |
| 17 | 135 | OSTETI Hugo Vasconcellos | BRA | 34.792 | +0.828 | Q | |
| 18 | 777 | WILLERS Marc | NZL | 34.828 | +0.864 | Q | |
| 19 | 717 | JIMINEZ CAICEDO Andres | COL | 34.842 | +0.878 | Q | |
| 20 | 90 | MARINO Ramiro | ARG | 34.850 | +0.886 | Q | |
| 21 | 86 | ANTHONY Alex | USA | 34.895 | +0.931 | Q | |
| 22 | 37 | van GORKOM Jelle | NED | 34.898 | +0.934 | Q | |
| 23 | 82 | ROBINSON Michael | AUS | 34.918 | +0.954 | Q | |
| 24 | 165 | TREIMANS Edzus | LAT | 34.936 | +0.972 | Q | |
| 25 | 80 | HERMAN David | USA | 34.937 | +0.973 | Q | |
| 26 | 12 | PROKOP Michal | CZE | 34.966 | +1.002 | Q | |
| 27 | 92 | JASPERS Martijn | NED | 34.967 | +1.003 | Q | |
| 28 | 182 | WOODCOCK Trent | NZL | 35.017 | +1.053 | Q | |
| 29 | 28 | de VECCHI Manuel | ITA | 35.048 | +1.084 | Q | |
| 30 | 48 | GRAF David | SUI | 35.048 | +1.084 | Q | |
| 31 | 102 | THERKILDSSEN Morten | DEN | 35.053 | +1.089 | Q | |
| 32 | 60 | DIAZ MONTANA Jose | COL | 35.146 | +1.182 | Q | |
| 33 | 666 | van der PUTTEN Ivo | NED | 35.182 | +1.218 | Q | |
| 34 | 58 | KELLER Axel | SUI | 35.190 | +1.226 | Q | |
| 35 | 95 | NOBLES Barry | USA | 35.199 | +1.235 | Q | |
| 36 | 373 | BLANC Renaud | SUI | 35.227 | +1.263 | Q | |
| 37 | 126 | ENDARA MADERA Fausto | ECU | 35.231 | +1.267 | Q | |
| 38 | 167 | JAMES Kurt | NZL | 35.244 | +1.280 | Q | |
| 39 | 974 | HOARAU Olivier | FRA | 35.275 | +1.311 | Q | |
| 40 | 56 | SALAZAR LOPEZ Sergio Ignacio | COL | 35.287 | +1.323 | Q | |
| 41 | 421 | RICCARDI Romain | ITA | 35.299 | +1.335 | Q | |
| 42 | 954 | FAORO Tyler | USA | 35.308 | +1.344 | Q | |



BMX Supercross WC 2011 - Pietermaritzburg (RSA)

Alexandra Park
FRI 8 APR 2011
13:30

Elite Men
Time Trial



Results



| Rank | Bike Number | Name | NOC Code | Run1 | | Qualified | Superfinal |
|------|-------------|---------------------------|----------|--------|--------|-----------|------------|
| | | | | Time | Gap | | |
| 43 | 206 | HUBERT Thomas | AUS | 35.321 | +1.357 | Q | |
| 44 | 572 | BRETHAUER Luis | GER | 35.343 | +1.379 | Q | |
| 45 | 10 | ROBINSON Donny | USA | 35.381 | +1.417 | Q | |
| 46 | 909 | POLO Federico | ARG | 35.415 | +1.451 | Q | |
| 47 | 50 | FALLA BUCHELY Emilio | ECU | 35.421 | +1.457 | Q | |
| 48 | 114 | CASTRO HERRERA Augusto | COL | 35.429 | +1.465 | Q | |
| 49 | 15 | SCHERPEN Martijn | NED | 35.429 | +1.465 | Q | |
| 50 | 149 | GOODWIN Darryn | AUS | 35.508 | +1.544 | Q | |
| 51 | 155 | SCHMIDT Julian | GER | 35.522 | +1.558 | Q | |
| 52 | 103 | TUMPACH Stepan | CZE | 35.530 | +1.566 | Q | |
| 53 | 148 | van GENDT Twan | NED | 35.538 | +1.574 | Q | |
| 54 | 40 | BISSELING Sander | NED | 35.567 | +1.603 | Q | |
| 55 | 160 | GUTMANIS Maris | LAT | 35.610 | +1.646 | Q | |
| 56 | 316 | BROWN Tyler | USA | 35.615 | +1.651 | Q | |
| 57 | 150 | DUBOIS Arnaud | BEL | 35.651 | +1.687 | Q | |
| 58 | 94 | BROWN James | CAN | 35.667 | +1.703 | Q | |
| 59 | 170 | VEIDE Rihards | LAT | 35.691 | +1.727 | Q | |
| 60 | 333 | CAMERON Alexander | AUS | 35.816 | +1.852 | Q | |
| 61 | 913 | ŠVUB Jan | CZE | 35.830 | +1.866 | Q | |
| 62 | 18 | TAMME Lukáš | CZE | 35.887 | +1.923 | Q | |
| 63 | 525 | LUBBE Gavin | RSA | 35.899 | +1.935 | Q | |
| 64 | 138 | BUSTOS Lucas Alfredo | ARG | 35.910 | +1.946 | Q | |
| 65 | 147 | VILLEGAS Federico | ARG | 35.951 | +1.987 | | |
| 66 | 20 | AGUILUZ Andre Fossa | NOR | 36.022 | +2.058 | | |
| 67 | 787 | LINDENMEYER Thorsten | GER | 36.052 | +2.088 | | |
| 68 | 117 | FANTONI Giacomo | ITA | 36.096 | +2.132 | | |
| 69 | 174 | FOX Nicholas | NZL | 36.113 | +2.149 | | |
| 70 | 32 | KARTFJORD Sebastian | NOR | 36.144 | +2.180 | | |
| 71 | 115 | GOUX Lilian | FRA | 36.144 | +2.180 | | |
| 72 | 132 | MIRANDA Leandro Dal Farra | BRA | 36.276 | +2.312 | | |
| 73 | 176 | FRANKS Daniel | NZL | 36.282 | +2.318 | | |
| 74 | 145 | MATURANO Fabricio | ARG | 36.303 | +2.339 | | |
| 75 | 194 | DODD Kyle | RSA | 36.316 | +2.352 | | |
| 76 | 79 | SAMPEI Masahiro | JPN | 36.340 | +2.376 | | |
| 77 | 203 | TANNIGER Romain | SUI | 36.361 | +2.397 | | |
| 78 | 38 | MATSUSHITA Tatsumi | JPN | 36.377 | +2.413 | | |
| 79 | 191 | ANDRESEN Klaus Bøgh | DEN | 36.406 | +2.442 | | |
| 80 | 133 | CRISTOFOLI Roberto | ITA | 36.436 | +2.472 | | |
| 81 | 433 | GANSER Maximilian | GER | 36.450 | +2.486 | | |
| 82 | 129 | FERREIRA Igor | BRA | 36.482 | +2.518 | | |
| 83 | 245 | JACOBS Toon | BEL | 36.503 | +2.539 | | |
| 84 | 162 | LEJINS Kristers | LAT | 36.573 | +2.609 | | |



BMX Supercross WC 2011 - Pietermaritzburg (RSA)

Alexandra Park
FRI 8 APR 2011
13:30

Elite Men
Time Trial



Results



| Rank | Bike Number | Name | NOC Code | Run1 | | Qualified | Superfinal |
|------|-------------|------------------------|----------|--------|---------|-----------|------------|
| | | | | Time | Gap | | |
| 85 | 189 | CARVALHO Miguel | RSA | 36.633 | +2.669 | | |
| 86 | 142 | COSTIGLIOLO Martin | ARG | 36.729 | +2.765 | | |
| 87 | 247 | HOLDSTOCK Dean | RSA | 36.808 | +2.844 | | |
| 88 | 180 | JONES Trent | NZL | 37.174 | +3.210 | | |
| 89 | 146 | PODESTA Agustin | ARG | 37.257 | +3.293 | | |
| 90 | 229 | AGUIRRE Elias | CHI | 37.418 | +3.454 | | |
| 91 | 156 | FURLAN Mattia | ITA | 37.443 | +3.479 | | |
| 92 | 158 | VIRDIS Luca | ITA | 37.450 | +3.486 | | |
| 93 | 141 | O'KEEFFE Jordan | RSA | 37.463 | +3.499 | | |
| 94 | 183 | AUSTIN Christopher | RSA | 38.966 | +5.002 | | |
| 95 | 772 | BUZIBA Godfrey | RSA | 42.218 | +8.254 | | |
| 96 | 152 | McCORMACK Connor | CAN | 50.204 | +16.240 | | |
| | 43 | LAPRAZ Yvan | SUI | DNF | | | |
| | 54 | ESCUDERO ORDONEZ Jose | ECU | DNF | | | |
| | 72 | van den WILDENBERG Rob | NED | DNS | | | |
| | 116 | OQUENDO ZABALA David | COL | DNS | | | |
| | 198 | LUNGA Mkhize | RSA | DNS | | | |
| | 195 | DONAVAN Mienie | RSA | DNS | | | |
| | 111 | HERBERT Kane | RSA | DNS | | | |

LEGEND

DNF Did Not Finish

DNS Did Not Start



BMX Supercross WC 2011 - Pietermaritzburg (RSA)

Alexandra Park
FRI 8 APR 2011
13:30

Elite Men
Time Trial



Results - Superfinal



| Rank | Bike Number | Name | NOC Code | Date of Birth | Superfinal | |
|------|-------------|-----------------------|----------|---------------|------------|--------|
| | | | | | Time | Gap |
| 1 | 3 | DAUDET Joris | FRA | 12.02.1991 | 33.497 | 0.000 |
| 2 | 121 | van der BIEZEN Raymon | NED | 14.01.1987 | 33.691 | +0.194 |
| 3 | 49 | NYHAUG Tory | CAN | 17.04.1992 | 33.805 | +0.308 |
| 4 | 39 | ANDRE Sylvain | FRA | 14.10.1992 | 33.900 | +0.403 |
| 5 | 24 | SHARRAH Corben | USA | 20.04.1992 | 33.919 | +0.422 |
| 6 | 91 | WILLOUGHBY Sam | AUS | 15.08.1991 | 33.973 | +0.476 |
| 7 | 64 | LONG Nicholas | USA | 06.10.1989 | 34.181 | +0.684 |
| 8 | 566 | OQUENDO ZABALA Carlos | COL | 16.11.1987 | 34.223 | +0.726 |
| 9 | 61 | MEYERS Joshua | USA | 10.07.1988 | 34.225 | +0.728 |
| 10 | 42 | KIRKHAM Brian | AUS | 01.01.1986 | 34.231 | +0.734 |
| 11 | 69 | GODET Damien | FRA | 10.11.1986 | 34.296 | +0.799 |
| 12 | 97 | YOUNG Khalen | AUS | 20.11.1984 | 34.754 | +1.257 |
| 13 | 154 | PICKARD Kurt | NZL | 14.03.1991 | 34.848 | +1.351 |
| 14 | 4 | HAMON Thomas | FRA | 19.03.1986 | 34.859 | +1.362 |
| 15 | 77 | de WILDE Robert | NED | 30.04.1977 | 35.071 | +1.574 |
| 16 | 193 | SCHLANG Daniel | GER | 19.03.1991 | 35.182 | +1.685 |



BMX Supercross WC 2011 - Pietermaritzburg (RSA)

Alexandra Park
FRI 8 APR 2011
13:30


Elite Men
Time Trial Run1



Results Time Trials with Split Times



| Rank | Bike Number | Name | NOC Code | START | | | SPEED | | IT1 | | | IT2 | | | RUN | |
|------|-------------|--------------------------|----------|-------|-------|--------|-------|--------|-----|-------|--------|-----|--------|--------|--------|--------|
| | | | | Rk | Time | Beh. | Rk | Speed | Rk | Time | Beh. | Rk | Time | Beh. | Time | Beh. |
| 1 | 42 | KIRKHAM Brian | AUS | 13 | 0.521 | +0.017 | 62 | 51.428 | 6 | 7.718 | +0.105 | 4 | 20.072 | +0.085 | 33.964 | 0.000 |
| 2 | 3 | DAUDET Joris | FRA | 37 | 0.535 | +0.031 | 59 | 51.428 | 7 | 7.725 | +0.112 | 2 | 19.990 | +0.003 | 34.027 | +0.063 |
| 3 | 24 | SHARRAH Corben | USA | 98 | 0.877 | +0.373 | 2 | 55.999 | 57 | 7.964 | +0.351 | 6 | 20.174 | +0.187 | 34.116 | +0.152 |
| 4 | 121 | van der BIEZEN Raymon | NED | 40 | 0.537 | +0.033 | 96 | 48.461 | 1 | 7.613 | 0.000 | 3 | 20.023 | +0.036 | 34.182 | +0.218 |
| 5 | 91 | WILLOUGHBY Sam | AUS | 63 | 0.557 | +0.053 | 66 | 50.909 | 12 | 7.746 | +0.133 | 1 | 19.987 | 0.000 | 34.281 | +0.317 |
| 6 | 49 | NYHAUG Tory | CAN | 7 | 0.513 | +0.009 | 8 | 55.384 | 9 | 7.732 | +0.119 | 7 | 20.198 | +0.211 | 34.388 | +0.424 |
| 7 | 39 | ANDRE Sylvain | FRA | 44 | 0.540 | +0.036 | 67 | 50.909 | 11 | 7.745 | +0.132 | 8 | 20.275 | +0.288 | 34.467 | +0.503 |
| 8 | 566 | OQUENDO ZABALA Carlos | COL | 76 | 0.569 | +0.065 | 52 | 51.958 | 42 | 7.908 | +0.295 | 14 | 20.336 | +0.349 | 34.512 | +0.548 |
| 9 | 4 | HAMON Thomas | FRA | 70 | 0.561 | +0.057 | 41 | 53.052 | 13 | 7.750 | +0.137 | 10 | 20.291 | +0.304 | 34.603 | +0.639 |
| 10 | 69 | GODET Damien | FRA | 88 | 0.586 | +0.082 | 3 | 55.999 | 75 | 8.032 | +0.419 | 19 | 20.397 | +0.410 | 34.642 | +0.678 |
| 11 | 154 | PICKARD Kurt | NZL | 80 | 0.575 | +0.071 | 81 | 50.399 | 3 | 7.668 | +0.055 | 12 | 20.325 | +0.338 | 34.643 | +0.679 |
| 12 | 64 | LONG Nicholas | USA | 42 | 0.538 | +0.034 | 5 | 55.384 | 18 | 7.789 | +0.176 | 28 | 20.462 | +0.475 | 34.667 | +0.703 |
| 13 | 61 | MEYERS Joshua | USA | 90 | 0.589 | +0.085 | 61 | 51.428 | 21 | 7.825 | +0.212 | 16 | 20.373 | +0.386 | 34.699 | +0.735 |
| 14 | 77 | de WILDE Robert | NED | 26 | 0.530 | +0.026 | 74 | 50.399 | 16 | 7.785 | +0.172 | 17 | 20.380 | +0.393 | 34.703 | +0.739 |
| 15 | 97 | YOUNG Khalen | AUS | 30 | 0.532 | +0.028 | 4 | 55.999 | 2 | 7.651 | +0.038 | 5 | 20.126 | +0.139 | 34.769 | +0.805 |
| 16 | 193 | SCHLANG Daniel | GER | 16 | 0.522 | +0.018 | 92 | 49.411 | 30 | 7.852 | +0.239 | 21 | 20.418 | +0.431 | 34.770 | +0.806 |
| 17 | 135 | OSTETI Hugo Vasconcellos | BRA | 60 | 0.551 | +0.047 | 82 | 50.399 | 8 | 7.728 | +0.115 | | | | 34.792 | +0.828 |
| 18 | 777 | WILLERS Marc | NZL | 62 | 0.556 | +0.052 | 60 | 51.428 | 4 | 7.669 | +0.056 | 11 | 20.325 | +0.338 | 34.828 | +0.864 |
| 19 | 717 | JIMINEZ CAICEDO Andres | COL | 96 | 0.636 | +0.132 | 14 | 54.782 | 20 | 7.810 | +0.197 | 39 | 20.635 | +0.648 | 34.842 | +0.878 |
| 20 | 90 | MARINO Ramiro | ARG | 29 | 0.531 | +0.027 | 40 | 53.052 | 31 | 7.853 | +0.240 | 13 | 20.331 | +0.344 | 34.850 | +0.886 |
| 21 | 86 | ANTHONY Alex | USA | 25 | 0.528 | +0.024 | 54 | 51.958 | 22 | 7.828 | +0.215 | 9 | 20.283 | +0.296 | 34.895 | +0.931 |
| 22 | 37 | van GORKOM Jelle | NED | 12 | 0.520 | +0.016 | 39 | 53.052 | 28 | 7.846 | +0.233 | 38 | 20.623 | +0.636 | 34.898 | +0.934 |
| 23 | 82 | ROBINSON Michael | AUS | 82 | 0.576 | +0.072 | 88 | 49.900 | 5 | 7.695 | +0.082 | | | | 34.918 | +0.954 |
| 24 | 165 | TREIMANS Edzus | LAT | 18 | 0.525 | +0.021 | 42 | 53.052 | 25 | 7.842 | +0.229 | 29 | 20.470 | +0.483 | 34.936 | +0.972 |
| 25 | 80 | HERMAN David | USA | 93 | 0.599 | +0.095 | 53 | 51.958 | 10 | 7.735 | +0.122 | 23 | 20.430 | +0.443 | 34.937 | +0.973 |
| 26 | 12 | PROKOP Michal | CZE | 6 | 0.513 | +0.009 | 93 | 48.932 | 19 | 7.794 | +0.181 | 15 | 20.363 | +0.376 | 34.966 | +1.002 |
| 27 | 92 | JASPERS Martijn | NED | 14 | 0.521 | +0.017 | 63 | 51.428 | 23 | 7.837 | +0.224 | 27 | 20.459 | +0.472 | 34.967 | +1.003 |
| 28 | 182 | WOODCOCK Trent | NZL | 83 | 0.578 | +0.074 | 21 | 54.782 | 65 | 7.986 | +0.373 | 40 | 20.654 | +0.667 | 35.017 | +1.053 |
| 29 | 28 | de VECCHI Manuel | ITA | 34 | 0.534 | +0.030 | 75 | 50.399 | 32 | 7.855 | +0.242 | 30 | 20.506 | +0.519 | 35.048 | +1.084 |
| 30 | 48 | GRAF David | SUI | 33 | 0.533 | +0.029 | 10 | 55.384 | 24 | 7.837 | +0.224 | 18 | 20.384 | +0.397 | 35.048 | +1.084 |
| 31 | 102 | THERKILDSEN Morten | DEN | 31 | 0.532 | +0.028 | 16 | 54.782 | 35 | 7.872 | +0.259 | 34 | 20.601 | +0.614 | 35.053 | +1.089 |
| 32 | 60 | DIAZ MONTANA Jose | COL | 89 | 0.587 | +0.083 | 1 | 57.272 | 72 | 8.015 | +0.402 | 49 | 20.769 | +0.782 | 35.146 | +1.182 |
| 33 | 666 | van der PUTTEN Ivo | NED | 19 | 0.525 | +0.021 | 15 | 54.782 | 15 | 7.780 | +0.167 | 25 | 20.446 | +0.459 | 35.182 | +1.218 |
| 34 | 58 | KELLER Axel | SUI | 49 | 0.544 | +0.040 | 18 | 54.782 | 26 | 7.845 | +0.232 | 32 | 20.561 | +0.574 | 35.190 | +1.226 |
| 35 | 95 | NOBLES Barry | USA | 32 | 0.533 | +0.029 | 7 | 55.384 | 69 | 7.991 | +0.378 | 46 | 20.752 | +0.765 | 35.199 | +1.235 |
| 36 | 373 | BLANC Renaud | SUI | 41 | 0.537 | +0.033 | 26 | 53.617 | 68 | 7.990 | +0.377 | 54 | 20.819 | +0.832 | 35.227 | +1.263 |
| 37 | 126 | ENDARA MADERA Fausto | ECU | 22 | 0.527 | +0.023 | 65 | 51.428 | | | | | | | 35.231 | +1.267 |
| 38 | 167 | JAMES Kurt | NZL | 92 | 0.595 | +0.091 | 70 | 50.909 | 44 | 7.923 | +0.310 | 31 | 20.527 | +0.540 | 35.244 | +1.280 |
| 39 | 974 | HOARAU Olivier | FRA | 77 | 0.572 | +0.068 | 20 | 54.782 | 37 | 7.881 | +0.268 | 20 | 20.414 | +0.427 | 35.275 | +1.311 |
| 40 | 56 | SALAZAR LOPEZ S I | COL | 73 | 0.563 | +0.059 | 55 | 51.958 | 48 | 7.925 | +0.312 | 36 | 20.614 | +0.627 | 35.287 | +1.323 |
| 41 | 421 | RICCARDI Romain | ITA | 46 | 0.542 | +0.038 | 43 | 53.052 | 53 | 7.953 | +0.340 | 42 | 20.682 | +0.695 | 35.299 | +1.335 |
| 42 | 954 | FAORO Tyler | USA | 35 | 0.534 | +0.030 | 46 | 52.499 | 33 | 7.857 | +0.244 | 35 | 20.605 | +0.618 | 35.308 | +1.344 |
| 43 | 206 | HUBERT Thomas | AUS | 57 | 0.548 | +0.044 | 32 | 53.617 | 40 | 7.892 | +0.279 | 26 | 20.446 | +0.459 | 35.321 | +1.357 |
| 44 | 572 | BRETHAUER Luis | GER | 84 | 0.581 | +0.077 | 6 | 55.384 | 55 | 7.963 | +0.350 | 52 | 20.801 | +0.814 | 35.343 | +1.379 |
| 45 | 10 | ROBINSON Donny | USA | 3 | 0.510 | +0.006 | 56 | 51.958 | 14 | 7.778 | +0.165 | 22 | 20.420 | +0.433 | 35.381 | +1.417 |
| 46 | 909 | POLO Federico | ARG | 65 | 0.558 | +0.054 | 11 | 55.384 | 43 | 7.919 | +0.306 | 37 | 20.617 | +0.630 | 35.415 | +1.451 |
| 47 | 50 | FALLA BUCHELY Emilio | ECU | 27 | 0.530 | +0.026 | 68 | 50.909 | 29 | 7.847 | +0.234 | 33 | 20.564 | +0.577 | 35.421 | +1.457 |
| 48 | 114 | CASTRO HERRERA Augusto | COL | 45 | 0.541 | +0.037 | 73 | 50.399 | 38 | 7.889 | +0.276 | 47 | 20.753 | +0.766 | 35.429 | +1.465 |
| 49 | 15 | SCHERPEN Martijn | NED | 52 | 0.546 | +0.042 | 29 | 53.617 | 17 | 7.787 | +0.174 | 48 | 20.759 | +0.772 | 35.429 | +1.465 |
| 50 | 149 | GOODWIN Darryn | AUS | 5 | 0.511 | +0.007 | 97 | 47.999 | 62 | 7.978 | +0.365 | 45 | 20.705 | +0.718 | 35.508 | +1.544 |

Timing and Results by  SWISS TIMING

www.bmxworldcupsa.co.za

www.bmx-results.com

CBM01_73A_ST 1.0

Report Created FRI 8 APR 2011 16:36

Page 1 / 3



Department of Economic
Development and Tourism
Umyango Wezokuthuthukiswa
Kommithe Nezokwakasha
KWAZULU-NATAL PROVINCIAL GOVERNMENT



BMX Supercross WC 2011 - Pietermaritzburg (RSA)

Alexandra Park
FRI 8 APR 2011
13:30

Elite Men
Time Trial Run1



Results Time Trials with Split Times



| Rank | Bike Number | Name | NOC Code | START | | | SPEED | | IT1 | | | IT2 | | | RUN | |
|------|-------------|---------------------------|----------|-------|-------|--------|-------|--------|-----|-------|--------|-----|--------|--------|--------|---------|
| | | | | Rk | Time | Beh. | Rk | Speed | Rk | Time | Beh. | Rk | Time | Beh. | Time | Beh. |
| 51 | 155 | SCHMIDT Julian | GER | 56 | 0.547 | +0.043 | 25 | 54.193 | 70 | 7.993 | +0.380 | 43 | 20.690 | +0.703 | 35.522 | +1.558 |
| 52 | 103 | TUMPACH Stepan | CZE | 15 | 0.522 | +0.018 | 30 | 53.617 | 56 | 7.963 | +0.350 | 44 | 20.699 | +0.712 | 35.530 | +1.566 |
| 53 | 148 | van GENDT Twan | NED | 8 | 0.515 | +0.011 | 80 | 50.399 | 61 | 7.975 | +0.362 | 51 | 20.789 | +0.802 | 35.538 | +1.574 |
| 54 | 40 | BISSSELING Sander | NED | 53 | 0.547 | +0.043 | 89 | 49.411 | 46 | 7.924 | +0.311 | 66 | 21.045 | +1.058 | 35.567 | +1.603 |
| 55 | 160 | GUTMANIS Maris | LAT | 10 | 0.517 | +0.013 | 64 | 51.428 | 36 | 7.876 | +0.263 | 64 | 20.994 | +1.007 | 35.610 | +1.646 |
| 56 | 316 | BROWN Tyler | USA | 51 | 0.545 | +0.041 | 27 | 53.617 | 49 | 7.926 | +0.313 | 41 | 20.679 | +0.692 | 35.615 | +1.651 |
| 57 | 150 | DUBOIS Arnaud | BEL | 38 | 0.535 | +0.031 | 28 | 53.617 | 76 | 8.039 | +0.426 | 59 | 20.946 | +0.959 | 35.651 | +1.687 |
| 58 | 94 | BROWN James | CAN | 66 | 0.559 | +0.055 | 77 | 50.399 | 39 | 7.892 | +0.279 | 56 | 20.845 | +0.858 | 35.667 | +1.703 |
| 59 | 170 | VEIDE Rihards | LAT | 24 | 0.528 | +0.024 | 86 | 49.900 | 45 | 7.924 | +0.311 | 74 | 21.225 | +1.238 | 35.691 | +1.727 |
| 60 | 333 | CAMERON Alexander | AUS | 97 | 0.651 | +0.147 | 57 | 51.958 | 67 | 7.989 | +0.376 | 70 | 21.152 | +1.165 | 35.816 | +1.852 |
| 61 | 913 | ŠVUB Jan | CZE | 11 | 0.517 | +0.013 | 23 | 54.193 | 74 | 8.019 | +0.406 | 61 | 20.959 | +0.972 | 35.830 | +1.866 |
| 62 | 18 | TAMME Lukáš | CZE | 54 | 0.547 | +0.043 | 78 | 50.399 | 66 | 7.987 | +0.374 | 62 | 20.967 | +0.980 | 35.887 | +1.923 |
| 63 | 525 | LUBBE Gavin | RSA | 64 | 0.557 | +0.053 | 12 | 55.384 | 64 | 7.983 | +0.370 | 55 | 20.833 | +0.846 | 35.899 | +1.935 |
| 64 | 138 | BUSTOS Lucas Alfredo | ARG | 17 | 0.523 | +0.019 | 79 | 50.399 | 50 | 7.927 | +0.314 | 58 | 20.907 | +0.920 | 35.910 | +1.946 |
| 65 | 147 | VILLEGAS Federico | ARG | 2 | 0.505 | +0.001 | 85 | 50.399 | 83 | 8.126 | +0.513 | 53 | 20.802 | +0.815 | 35.951 | +1.987 |
| 66 | 20 | AGUILUZ Andre Fossa | NOR | 74 | 0.564 | +0.060 | 9 | 55.384 | 51 | 7.931 | +0.318 | 80 | 21.308 | +1.321 | 36.022 | +2.058 |
| 67 | 787 | LINDENMEYER Thorsten | GER | 43 | 0.539 | +0.035 | 90 | 49.411 | 73 | 8.015 | +0.402 | 63 | 20.990 | +1.003 | 36.052 | +2.088 |
| 68 | 117 | FANTONI Giacomo | ITA | 39 | 0.536 | +0.032 | 69 | 50.909 | 47 | 7.924 | +0.311 | 82 | 21.338 | +1.351 | 36.096 | +2.132 |
| 69 | 174 | FOX Nicholas | NZL | 72 | 0.562 | +0.058 | 83 | 50.399 | 90 | 8.187 | +0.574 | 71 | 21.154 | +1.167 | 36.113 | +2.149 |
| 70 | 32 | KARTFJORD Sebastian | NOR | 20 | 0.527 | +0.023 | 76 | 50.399 | 71 | 8.005 | +0.392 | 75 | 21.242 | +1.255 | 36.144 | +2.180 |
| 71 | 115 | GOUX Lilian | FRA | 59 | 0.551 | +0.047 | 44 | 53.052 | 92 | 8.242 | +0.629 | 77 | 21.270 | +1.283 | 36.144 | +2.180 |
| 72 | 132 | MIRANDA Leandro Dal Farra | BRA | 4 | 0.510 | +0.006 | 35 | 53.617 | 54 | 7.956 | +0.343 | 60 | 20.951 | +0.964 | 36.276 | +2.312 |
| 73 | 176 | FRANKS Daniel | NZL | 23 | 0.527 | +0.023 | 37 | 53.617 | 60 | 7.971 | +0.358 | 69 | 21.138 | +1.151 | 36.282 | +2.318 |
| 74 | 145 | MATURANO Fabricio | ARG | 36 | 0.534 | +0.030 | 34 | 53.617 | 79 | 8.070 | +0.457 | 57 | 20.853 | +0.866 | 36.303 | +2.339 |
| 75 | 194 | DODD Kyle | RSA | 91 | 0.591 | +0.087 | 36 | 53.617 | 63 | 7.982 | +0.369 | 73 | 21.207 | +1.220 | 36.316 | +2.352 |
| 76 | 79 | SAMPEI Masahiro | JPN | 21 | 0.527 | +0.023 | 19 | 54.782 | 34 | 7.862 | +0.249 | 50 | 20.781 | +0.794 | 36.340 | +2.376 |
| 77 | 203 | TANNIGER Romain | SUI | 68 | 0.559 | +0.055 | 58 | 51.958 | 82 | 8.115 | +0.502 | 86 | 21.516 | +1.529 | 36.361 | +2.397 |
| 78 | 38 | MATSUSHITA Tatsumi | JPN | 55 | 0.547 | +0.043 | 24 | 54.193 | 77 | 8.052 | +0.439 | 78 | 21.281 | +1.294 | 36.377 | +2.413 |
| 79 | 191 | ANDRESEN Klaus Bøgh | DEN | 69 | 0.560 | +0.056 | 94 | 48.932 | 59 | 7.969 | +0.356 | 65 | 21.040 | +1.053 | 36.406 | +2.442 |
| 80 | 133 | CRISTOFOLI Roberto | ITA | 48 | 0.543 | +0.039 | 17 | 54.782 | 78 | 8.065 | +0.452 | 81 | 21.312 | +1.325 | 36.436 | +2.472 |
| 81 | 433 | GANSER Maximilian | GER | 71 | 0.561 | +0.057 | 13 | 55.384 | 88 | 8.174 | +0.561 | 72 | 21.180 | +1.193 | 36.450 | +2.486 |
| 82 | 129 | FERREIRA Igor | BRA | 79 | 0.573 | +0.069 | 84 | 50.399 | 41 | 7.903 | +0.290 | 67 | 21.050 | +1.063 | 36.482 | +2.518 |
| 83 | 245 | JACOBS Toon | BEL | 28 | 0.530 | +0.026 | 87 | 49.900 | 91 | 8.201 | +0.588 | 79 | 21.282 | +1.295 | 36.503 | +2.539 |
| 84 | 162 | LEJINS Kristers | LAT | 86 | 0.584 | +0.080 | 22 | 54.193 | 52 | 7.933 | +0.320 | 76 | 21.263 | +1.276 | 36.573 | +2.609 |
| 85 | 189 | CARVALHO Miguel | RSA | 85 | 0.582 | +0.078 | 49 | 52.499 | 94 | 8.388 | +0.775 | 84 | 21.508 | +1.521 | 36.633 | +2.669 |
| 86 | 142 | COSTIGLILO Martin | ARG | 75 | 0.567 | +0.063 | 98 | 47.999 | 95 | 8.501 | +0.888 | 88 | 21.605 | +1.618 | 36.729 | +2.765 |
| 87 | 247 | HOLDSTOCK Dean | RSA | 94 | 0.618 | +0.114 | 33 | 53.617 | 87 | 8.171 | +0.558 | 85 | 21.512 | +1.525 | 36.808 | +2.844 |
| 88 | 180 | JONES Trent | NZL | 67 | 0.559 | +0.055 | 48 | 52.499 | 93 | 8.251 | +0.638 | | | | 37.174 | +3.210 |
| 89 | 146 | PODESTA Agustin | ARG | 87 | 0.585 | +0.081 | 45 | 52.499 | 81 | 8.092 | +0.479 | 68 | 21.074 | +1.087 | 37.257 | +3.293 |
| 90 | 229 | AGUIRRE Elias | CHI | 78 | 0.573 | +0.069 | 91 | 49.411 | 84 | 8.151 | +0.538 | 87 | 21.543 | +1.556 | 37.418 | +3.454 |
| 91 | 156 | FURLAN Mattia | ITA | 9 | 0.516 | +0.012 | 71 | 50.909 | 85 | 8.155 | +0.542 | 91 | 22.080 | +2.093 | 37.443 | +3.479 |
| 92 | 158 | VIRDIS Luca | ITA | 1 | 0.504 | 0.000 | 50 | 52.499 | 89 | 8.178 | +0.565 | 90 | 21.888 | +1.901 | 37.450 | +3.486 |
| 93 | 141 | O'KEEFFE Jordan | RSA | 61 | 0.554 | +0.050 | 31 | 53.617 | 80 | 8.085 | +0.472 | 89 | 21.753 | +1.766 | 37.463 | +3.499 |
| 94 | 183 | AUSTIN Christopher | RSA | 95 | 0.622 | +0.118 | 95 | 48.932 | 96 | 8.582 | +0.969 | 92 | 22.769 | +2.782 | 38.966 | +5.002 |
| 95 | 772 | BUZIBA Godfrey | RSA | 81 | 0.575 | +0.071 | 47 | 52.499 | 97 | 8.602 | +0.989 | 93 | 24.544 | +4.557 | 42.218 | +8.254 |
| 96 | 152 | McCORMACK Connor | CAN | 47 | 0.542 | +0.038 | 38 | 53.617 | 58 | 7.964 | +0.351 | 94 | 28.747 | +8.760 | 50.204 | +16.240 |
| | 43 | LAPRAZ Yvan | SUI | 58 | 0.548 | +0.044 | 72 | 50.909 | 27 | 7.845 | +0.232 | 24 | 20.444 | +0.457 | DNF | DNF |
| | 54 | ESCUDERO ORDONEZ Jose | ECU | 50 | 0.544 | +0.040 | 51 | 52.499 | 86 | 8.157 | +0.544 | 83 | 21.351 | +1.364 | DNF | DNF |
| | 72 | van den WILDENBERG Rob | NED | | | | | | | | | | | | DNS | DNS |
| | 116 | OQUENDO ZABALA David | COL | | | | | | | | | | | | DNS | DNS |



BMX Supercross WC 2011 - Pietermaritzburg (RSA)

Alexandra Park
FRI 8 APR 2011
13:30

Elite Men
Time Trial Run1



Results Time Trials with Split Times



| Rank | Bike Number | Name | NOC Code | START | | SPEED | | IT1 | | IT2 | | RUN | |
|------|-------------|----------------|----------|-------|-----------|-------|-------|-----|-----------|-----|-----------|------|------|
| | | | | Rk | Time Beh. | Rk | Speed | Rk | Time Beh. | Rk | Time Beh. | Time | Beh. |
| | 198 | LUNGA Mkhize | RSA | | | | | | | | | DNS | DNS |
| | 195 | DONAVAN Mienie | RSA | | | | | | | | | DNS | DNS |
| | 111 | HERBERT Kane | RSA | | | | | | | | | DNS | DNS |

LEGEND

DNF Did Not Finish **DNS** Did Not Start



BMX Supercross WC 2011 - Pietermaritzburg (RSA)

Alexandra Park
FRI 8 APR 2011
13:30

Elite Men
Time Trial Run2



Results Time Trials with Split Times



| Rank | Bike Number | Name | NOC Code | START | | | SPEED | | IT1 | | | IT2 | | | RUN | |
|------|-------------|-----------------------|----------|-------|-------|--------|-------|--------|-----|-------|--------|-----|--------|--------|--------|--------|
| | | | | Rk | Time | Beh. | Rk | Speed | Rk | Time | Beh. | Rk | Time | Beh. | Time | Beh. |
| 1 | 3 | DAUDET Joris | FRA | 13 | 0.537 | +0.035 | 15 | 48.461 | 11 | 7.810 | +0.265 | 5 | 19.842 | +0.270 | 33.497 | 0.000 |
| 2 | 121 | van der BIEZEN Raymon | NED | 6 | 0.518 | +0.016 | 16 | 47.999 | 2 | 7.606 | +0.061 | 1 | 19.572 | 0.000 | 33.691 | +0.194 |
| 3 | 49 | NYHAUG Tory | CAN | 2 | 0.508 | +0.006 | 5 | 55.384 | 3 | 7.616 | +0.071 | 4 | 19.833 | +0.261 | 33.805 | +0.308 |
| 4 | 39 | ANDRE Sylvain | FRA | 6 | 0.518 | +0.016 | 11 | 51.428 | 6 | 7.637 | +0.092 | 6 | 19.934 | +0.362 | 33.900 | +0.403 |
| 5 | 24 | SHARRAH Corben | USA | 1 | 0.502 | 0.000 | 2 | 55.999 | 1 | 7.545 | 0.000 | 3 | 19.805 | +0.233 | 33.919 | +0.422 |
| 6 | 91 | WILLOUGHBY Sam | AUS | 8 | 0.523 | +0.021 | 8 | 53.617 | 5 | 7.633 | +0.088 | 2 | 19.787 | +0.215 | 33.973 | +0.476 |
| 7 | 64 | LONG Nicholas | USA | 8 | 0.523 | +0.021 | 1 | 56.629 | 8 | 7.721 | +0.176 | 10 | 20.206 | +0.634 | 34.181 | +0.684 |
| 8 | 566 | OQUENDO ZABALA Carlos | COL | 14 | 0.548 | +0.046 | 7 | 54.782 | 4 | 7.627 | +0.082 | 9 | 20.186 | +0.614 | 34.223 | +0.726 |
| 9 | 61 | MEYERS Joshua | USA | 11 | 0.526 | +0.024 | 10 | 52.499 | 10 | 7.787 | +0.242 | 7 | 20.007 | +0.435 | 34.225 | +0.728 |
| 10 | 42 | KIRKHAM Brian | AUS | 4 | 0.509 | +0.007 | 5 | 55.384 | | | | 8 | 20.060 | +0.488 | 34.231 | +0.734 |
| 11 | 69 | GODET Damien | FRA | 8 | 0.523 | +0.021 | 2 | 55.999 | 14 | 7.921 | +0.376 | 12 | 20.328 | +0.756 | 34.296 | +0.799 |
| 12 | 97 | YOUNG Khalen | AUS | 2 | 0.508 | +0.006 | 2 | 55.999 | 7 | 7.666 | +0.121 | 13 | 20.341 | +0.769 | 34.754 | +1.257 |
| 13 | 154 | PICKARD Kurt | NZL | 16 | 0.555 | +0.053 | 12 | 50.399 | 9 | 7.764 | +0.219 | 11 | 20.260 | +0.688 | 34.848 | +1.351 |
| 14 | 4 | HAMON Thomas | FRA | 15 | 0.550 | +0.048 | 8 | 53.617 | 12 | 7.815 | +0.270 | 14 | 20.390 | +0.818 | 34.859 | +1.362 |
| 15 | 77 | de WILDE Robert | NED | 5 | 0.514 | +0.012 | 12 | 50.399 | 15 | 7.950 | +0.405 | 16 | 20.635 | +1.063 | 35.071 | +1.574 |
| 16 | 193 | SCHLANG Daniel | GER | 12 | 0.527 | +0.025 | 12 | 50.399 | 13 | 7.844 | +0.299 | 15 | 20.585 | +1.013 | 35.182 | +1.685 |



BMX Supercross WC 2011 - Pietermaritzburg (RSA)

Alexandra Park
SAT 9 APR 2011
14:00

Elite Women
Qualifying



Results




| | Rank | Bike Number | Name | NOC Code | Run1 | | Run2 | | Run3 | | Total Points | |
|--------|------|-------------|--------------------------|----------|----------|-----|----------|-----|--------|------|--------------|---|
| HEAT 1 | 1 | 21 | REYNOLDS Lauren | AUS | 34.449 | (1) | 34.534 | (2) | 36.828 | (3) | 6 | Q |
| | 2 | 469 | HERNANDEZ Stefany | VEN | 34.671 | (3) | 35.213 | (4) | 35.217 | (1) | 8 | Q |
| | 3 | 971 | VALENTINO Manon | FRA | 34.562 | (2) | 34.030 | (1) | DNF | (7) | 10 | Q |
| | 4 | 89 | ZULUAGA Andrea | COL | 35.455 | (4) | 35.911 | (5) | 36.306 | (2) | 11 | Q |
| | 5 | 15 | MARTIN Arielle | USA | 35.852 | (5) | 34.933 | (3) | 54.359 | (6) | 14 | |
| | 6 | 115 | O'KEEFFE Teagan | RSA | 36.649 | (7) | 36.739 | (6) | 37.706 | (5) | 18 | |
| | 7 | 57 | AILLOUD Eva | FRA | 36.902 | (8) | 36.931 | (7) | 37.191 | (4) | 19 | |
| | 8 | 110 | ALEKSEJEWA Sandra | LAT | 36.316 | (6) | DNF | (8) | DNS | (10) | 24 | |
| HEAT 2 | 1 | 68 | BUCHANAN Caroline | AUS | 35.002 | (3) | 34.517 | (1) | 34.968 | (3) | 7 | Q |
| | 2 | 116 | CRAIN Brooke | USA | 34.633 | (2) | 35.349 | (3) | 35.301 | (4) | 9 | Q |
| | 3 | 6 | BRACKEN Rachel | AUS | 34.154 | (1) | 36.696 | (8) | 34.149 | (1) | 10 | Q |
| | 4 | 83 | HORÁKOVÁ Jana | CZE | 36.245 | (5) | 35.016 | (2) | 35.710 | (6) | 13 | Q |
| | 5 | 121 | VERHAGEN Ashley | USA | 49.042 | (8) | 35.647 | (4) | 34.745 | (2) | 14 | |
| | 6 | 19 | DESPEAUX Amélie | FRA | 37.864 | (7) | 36.565 | (6) | 35.549 | (5) | 18 | |
| | 7 | 27 | LABOUNKOVA Romana | CZE | 36.380 | (6) | 36.441 | (5) | 35.918 | (7) | 18 | |
| | 8 | 109 | le ROUX Enora | FRA | 35.733 | (4) | 36.628 | (7) | 36.916 | (8) | 19 | |
| HEAT 3 | 1 | 96 | WALKER Sarah | NZL | 35.194 | (1) | 34.636 | (1) | 33.960 | (1) | 3 | Q |
| | 2 | 446 | DIAZ Maria Gabriela | ARG | 35.568 | (2) | 36.174 | (3) | 35.586 | (3) | 8 | Q |
| | 3 | 44 | SEESING Joyce | NED | 36.412 | (5) | 34.842 | (2) | 34.559 | (2) | 9 | Q |
| | 4 | 222 | RIMSAITE Vilma | LTU | 35.617 | (3) | 36.452 | (5) | 35.664 | (4) | 12 | Q |
| | 5 | 39 | CARR Amanda | USA | 36.176 | (4) | 36.284 | (4) | 35.942 | (5) | 13 | |
| | 6 | 56 | COOLS Samantha | CAN | 37.896 | (7) | 36.960 | (6) | 36.439 | (6) | 19 | |
| | 7 | 107 | SORIANO Florencia Ayelen | ARG | 37.632 | (6) | 39.293 | (7) | 38.190 | (7) | 20 | |
| | 8 | 118 | GEORGE Danielle | USA | 1:09.799 | (8) | DNF | (8) | 49.529 | (8) | 24 | |
| HEAT 4 | 1 | 100 | PAJON Mariana | COL | 34.019 | (1) | 34.471 | (1) | 34.387 | (1) | 3 | Q |
| | 2 | 50 | POTTIER Magalie | FRA | 35.340 | (3) | 35.173 | (3) | 35.384 | (3) | 9 | Q |
| | 3 | 11 | POST Alise | USA | 35.286 | (2) | 1:56.239 | (7) | 35.031 | (2) | 11 | Q |
| | 4 | 108 | McLEOD Melinda | AUS | 35.891 | (4) | 34.964 | (2) | 36.052 | (5) | 11 | Q |
| | 5 | 31 | GEVING Amanda | USA | 36.330 | (6) | 35.872 | (5) | 35.610 | (4) | 15 | |
| | 6 | 119 | WOLCOTT Taylor | USA | 36.168 | (5) | 40.013 | (6) | 36.084 | (6) | 17 | |
| | 7 | 52 | HLADIKOVA Aneta | CZE | 36.820 | (7) | 35.617 | (4) | DNF | (8) | 19 | |
| | 8 | 106 | RUARTE Maria Eugenia | ARG | 36.971 | (8) | DNF | (8) | 38.729 | (7) | 23 | |

Qualification Rule: best 4 riders from each heat qualify for the next round. Remainder are eliminated.

LEGEND

DNF Did Not Finish DNS Did Not Start Q Qualified

Timing and Results by  SWISS TIMING

www.bmxworldcupsa.co.za

www.bmx-results.com

CBW01_73B 1.0

Report Created SAT 9 APR 2011 15:33

Page 1 / 1



Department of Economic
Development and Tourism
Umyango Wezokuthuthukwa
Kommethe Nezoqavakasha
KWAZULU-NATAL PROVINCIAL GOVERNMENT





BMX Supercross WC 2011 - Pietermaritzburg (RSA)

Alexandra Park
SAT 9 APR 2011
14:00

Elite Women
Qualifying



Moto Sheets



Heat 1

| Rank | Bike Number | Name | Run1 | | | | | Run2 | | | | | Run3 | | | | | Total Points |
|------|-------------|-------------------|--------------------|-------------|--------|-----|------|--------------------|-------------|--------|-----|------|--------------------|-------------|--------|------|------|--------------|
| | | | Gate Select. Order | Gate Number | Time | Pts | Rank | Gate Select. Order | Gate Number | Time | Pts | Rank | Gate Select. Order | Gate Number | Time | Pts | Rank | |
| 1 | 21 | REYNOLDS Lauren | 2 | 2 | 34.449 | (1) | 1 | 1 | 1 | 34.534 | (2) | 2 | 2 | 2 | 36.828 | (3) | 3 | 6 Q |
| 2 | 469 | HERNANDEZ Stefany | 5 | 3 | 34.671 | (3) | 3 | 3 | 3 | 35.213 | (4) | 4 | 4 | 3 | 35.217 | (1) | 1 | 8 Q |
| 3 | 971 | VALENTINO Manon | 1 | 1 | 34.562 | (2) | 2 | 2 | 2 | 34.030 | (1) | 1 | 1 | 1 | DNF | (7) | 7 | 10 Q |
| 4 | 89 | ZULUAGA Andrea | 6 | 7 | 35.455 | (4) | 4 | 4 | 5 | 35.911 | (5) | 5 | 5 | 5 | 36.306 | (2) | 2 | 11 Q |
| 5 | 15 | MARTIN Arielle | 4 | 6 | 35.852 | (5) | 5 | 5 | 6 | 34.933 | (3) | 3 | 3 | 6 | 54.359 | (6) | 6 | 14 |
| 6 | 115 | O'KEEFFE Teagan | 8 | 4 | 36.649 | (7) | 7 | 7 | 7 | 36.739 | (6) | 6 | 6 | 8 | 37.706 | (5) | 5 | 18 |
| 7 | 57 | AILLOUD Eva | 3 | 5 | 36.902 | (8) | 8 | 8 | 4 | 36.931 | (7) | 7 | 7 | 7 | 37.191 | (4) | 4 | 19 |
| 8 | 110 | ALEKSEJEWА Sandra | 7 | 8 | 36.316 | (6) | 6 | 6 | 8 | DNF | (8) | 8 | 8 | | DNS | (10) | 8 | 24 |





BMX Supercross WC 2011 - Pietermaritzburg (RSA)

Alexandra Park
SAT 9 APR 2011
14:00

Elite Women
Qualifying



Moto Sheets



Heat 2

| Rank | Bike Number | Name | Run1 | | | | | Run2 | | | | | Run3 | | | | | Total Points |
|------|-------------|-------------------|--------------------|-------------|--------|-----|------|--------------------|-------------|--------|-----|------|--------------------|-------------|--------|-----|------|--------------|
| | | | Gate Select. Order | Gate Number | Time | Pts | Rank | Gate Select. Order | Gate Number | Time | Pts | Rank | Gate Select. Order | Gate Number | Time | Pts | Rank | |
| 1 | 68 | BUCHANAN Caroline | 1 | 1 | 35.002 | (3) | 3 | 3 | 3 | 34.517 | (1) | 1 | 1 | 1 | 34.968 | (3) | 3 | 7 Q |
| 2 | 116 | CRAIN Brooke | 6 | 6 | 34.633 | (2) | 2 | 2 | 2 | 35.349 | (3) | 3 | 3 | 3 | 35.301 | (4) | 4 | 9 Q |
| 3 | 6 | BRACKEN Rachel | 3 | 3 | 34.154 | (1) | 1 | 1 | 1 | 36.696 | (8) | 8 | 8 | 7 | 34.149 | (1) | 1 | 10 Q |
| 4 | 83 | HORÁKOVÁ Jana | 2 | 2 | 36.245 | (5) | 5 | 5 | 5 | 35.016 | (2) | 2 | 2 | 2 | 35.710 | (6) | 6 | 13 Q |
| 5 | 121 | VERHAGEN Ashley | 7 | 8 | 49.042 | (8) | 8 | 8 | 7 | 35.647 | (4) | 4 | 4 | 4 | 34.745 | (2) | 2 | 14 |
| 6 | 19 | DESPEAUX Amélie | 4 | 4 | 37.864 | (7) | 7 | 7 | 8 | 36.565 | (6) | 6 | 6 | 8 | 35.549 | (5) | 5 | 18 |
| 7 | 27 | LABOUNKOVA Romana | 5 | 5 | 36.380 | (6) | 6 | 6 | 6 | 36.441 | (5) | 5 | 5 | 5 | 35.918 | (7) | 7 | 18 |
| 8 | 109 | le ROUX Enora | 8 | 7 | 35.733 | (4) | 4 | 4 | 4 | 36.628 | (7) | 7 | 7 | 6 | 36.916 | (8) | 8 | 19 |





BMX Supercross WC 2011 - Pietermaritzburg (RSA)

Alexandra Park
SAT 9 APR 2011
14:00

Elite Women
Qualifying



Moto Sheets



Heat 3

| Rank | Bike Number | Name | Run1 | | | | | Run2 | | | | | Run3 | | | | | Total Points |
|------|-------------|--------------------------|--------------------|-------------|----------|-----|------|--------------------|-------------|--------|-----|------|--------------------|-------------|--------|-----|------|--------------|
| | | | Gate Select. Order | Gate Number | Time | Pts | Rank | Gate Select. Order | Gate Number | Time | Pts | Rank | Gate Select. Order | Gate Number | Time | Pts | Rank | |
| 1 | 96 | WALKER Sarah | 1 | 2 | 35.194 | (1) | 1 | 1 | 2 | 34.636 | (1) | 1 | 1 | 2 | 33.960 | (1) | 1 | 3 Q |
| 2 | 446 | DIAZ Maria Gabriela | 6 | 6 | 35.568 | (2) | 2 | 2 | 3 | 36.174 | (3) | 3 | 3 | 3 | 35.586 | (3) | 3 | 8 Q |
| 3 | 44 | SEESING Joyce | 2 | 1 | 36.412 | (5) | 5 | 5 | 1 | 34.842 | (2) | 2 | 2 | 1 | 34.559 | (2) | 2 | 9 Q |
| 4 | 222 | RIMSAITE Vilma | 5 | 5 | 35.617 | (3) | 3 | 3 | 5 | 36.452 | (5) | 5 | 5 | 5 | 35.664 | (4) | 4 | 12 Q |
| 5 | 39 | CARR Amanda | 4 | 4 | 36.176 | (4) | 4 | 4 | 4 | 36.284 | (4) | 4 | 4 | 4 | 35.942 | (5) | 5 | 13 |
| 6 | 56 | COOLS Samantha | 3 | 3 | 37.896 | (7) | 7 | 7 | 7 | 36.960 | (6) | 6 | 6 | 6 | 36.439 | (6) | 6 | 19 |
| 7 | 107 | SORIANO Florencia Ayelen | 8 | 8 | 37.632 | (6) | 6 | 6 | 8 | 39.293 | (7) | 7 | 7 | 8 | 38.190 | (7) | 7 | 20 |
| 8 | 118 | GEORGE Danielle | 7 | 7 | 1:09.799 | (8) | 8 | 8 | 6 | DNF | (8) | 8 | 8 | 7 | 49.529 | (8) | 8 | 24 |





BMX Supercross WC 2011 - Pietermaritzburg (RSA)

Alexandra Park
SAT 9 APR 2011
14:00

Elite Women
Qualifying



Moto Sheets



Heat 4

| Rank | Bike Number | Name | Run1 | | | | | Run2 | | | | | Run3 | | | | | Total Points | |
|------|-------------|----------------------|--------------------|-------------|--------|-----|------|--------------------|-------------|----------|-----|------|--------------------|-------------|--------|-----|------|--------------|---|
| | | | Gate Select. Order | Gate Number | Time | Pts | Rank | Gate Select. Order | Gate Number | Time | Pts | Rank | Gate Select. Order | Gate Number | Time | Pts | Rank | | |
| 1 | 100 | PAJON Mariana | 1 | 1 | 34.019 | (1) | 1 | 1 | 1 | 34.471 | (1) | 1 | 1 | 1 | 34.387 | (1) | 1 | 3 | Q |
| 2 | 50 | POTTIER Magalie | 2 | 2 | 35.340 | (3) | 3 | 3 | 2 | 35.173 | (3) | 3 | 3 | 3 | 35.384 | (3) | 3 | 9 | Q |
| 3 | 11 | POST Alise | 6 | 5 | 35.286 | (2) | 2 | 2 | 3 | 1:56.239 | (7) | 7 | 7 | 7 | 35.031 | (2) | 2 | 11 | Q |
| 4 | 108 | McLEOD Melinda | 3 | 3 | 35.891 | (4) | 4 | 4 | 4 | 34.964 | (2) | 2 | 2 | 2 | 36.052 | (5) | 5 | 11 | Q |
| 5 | 31 | GEVING Amanda | 5 | 7 | 36.330 | (6) | 6 | 6 | 6 | 35.872 | (5) | 5 | 5 | 5 | 35.610 | (4) | 4 | 15 | |
| 6 | 119 | WOLCOTT Taylor | 7 | 6 | 36.168 | (5) | 5 | 5 | 5 | 40.013 | (6) | 6 | 6 | 6 | 36.084 | (6) | 6 | 17 | |
| 7 | 52 | HLADIKOVA Aneta | 4 | 4 | 36.820 | (7) | 7 | 7 | 7 | 35.617 | (4) | 4 | 4 | 4 | DNF | (8) | 8 | 19 | |
| 8 | 106 | RUARTE Maria Eugenia | 8 | 8 | 36.971 | (8) | 8 | 8 | 8 | DNF | (8) | 8 | 8 | 8 | 38.729 | (7) | 7 | 23 | |



BMX Supercross WC 2011 - Pietermaritzburg (RSA)

Alexandra Park
SAT 9 APR 2011
14:00

Elite Men
Qualifying



Results



| | Rank | Bike Number | Name | NOC Code | Run1 | | Run2 | | Run3 | | Total Points | |
|--------|------|-------------|--------------------------|----------|----------|-----|--------|-----|--------|------|--------------|---|
| HEAT 1 | 1 | 3 | DAUDET Joris | FRA | 33.865 | (1) | 34.128 | (1) | 34.541 | (1) | 3 | Q |
| | 2 | 15 | SCHERPEN Martijn | NED | 34.913 | (3) | 35.530 | (3) | 35.087 | (2) | 8 | Q |
| | 3 | 666 | van der PUTTEN Ivo | NED | 34.330 | (2) | 34.865 | (2) | 35.903 | (5) | 9 | Q |
| | 4 | 114 | CASTRO HERRERA Augusto | COL | 36.650 | (6) | 35.734 | (4) | 35.902 | (4) | 14 | Q |
| | 5 | 60 | DIAZ MONTANA Jose | COL | 35.191 | (5) | 36.519 | (5) | 36.708 | (6) | 16 | |
| | 6 | 135 | OSTETI Hugo Vasconcellos | BRA | 43.065 | (8) | 36.823 | (6) | 35.506 | (3) | 17 | |
| | 7 | 193 | SCHLANG Daniel | GER | 35.074 | (4) | 49.680 | (8) | 42.272 | (8) | 20 | |
| | 8 | 138 | BUSTOS Lucas Alfredo | ARG | 37.578 | (7) | 40.281 | (7) | 36.732 | (7) | 21 | |
| HEAT 2 | 1 | 80 | HERMAN David | USA | 35.001 | (2) | 35.133 | (1) | 34.872 | (1) | 4 | Q |
| | 2 | 566 | OQUENDO ZABALA Carlos | COL | 35.090 | (3) | 36.051 | (4) | 35.016 | (2) | 9 | Q |
| | 3 | 61 | MEYERS Joshua | USA | 34.607 | (1) | 35.994 | (3) | 36.234 | (6) | 10 | Q |
| | 4 | 316 | BROWN Tyler | USA | 36.399 | (6) | 35.571 | (2) | 35.602 | (3) | 11 | Q |
| | 5 | 421 | RICCARDI Romain | ITA | 35.164 | (4) | 36.145 | (5) | 35.881 | (5) | 14 | |
| | 6 | 56 | SALAZAR LOPEZ S I | COL | 35.435 | (5) | 36.785 | (7) | 35.736 | (4) | 16 | |
| | 7 | 150 | DUBOIS Arnaud | BEL | 36.528 | (7) | 37.037 | (8) | 37.695 | (7) | 22 | |
| | 8 | 165 | TREIMANS Edzus | LAT | 41.177 | (8) | 36.696 | (6) | DNF | (8) | 22 | |
| HEAT 3 | 1 | 39 | ANDRE Sylvain | FRA | 35.083 | (2) | 34.766 | (2) | 33.876 | (1) | 5 | Q |
| | 2 | 154 | PICKARD Kurt | NZL | 35.050 | (1) | 36.086 | (4) | 35.004 | (2) | 7 | Q |
| | 3 | 10 | ROBINSON Donny | USA | 35.835 | (3) | 36.527 | (6) | 35.736 | (3) | 12 | Q |
| | 4 | 373 | BLANC Renaud | SUI | 36.513 | (4) | 36.322 | (5) | 35.803 | (4) | 13 | Q |
| | 5 | 90 | MARINO Ramiro | ARG | 48.919 | (6) | 34.662 | (1) | 38.112 | (6) | 13 | |
| | 6 | 913 | ŠVUB Jan | CZE | 45.311 | (5) | 36.698 | (7) | 36.137 | (5) | 17 | |
| | 7 | 28 | de VECCHI Manuel | ITA | DNF | (8) | 35.674 | (3) | 40.775 | (7) | 18 | |
| | 8 | 103 | TUMPACH Stepan | CZE | 1:01.854 | (7) | 37.877 | (8) | 51.905 | (8) | 23 | |
| HEAT 4 | 1 | 24 | SHARRAH Corben | USA | 34.091 | (1) | 33.950 | (1) | 33.563 | (1) | 3 | Q |
| | 2 | 97 | YOUNG Khalen | AUS | 34.976 | (2) | 34.753 | (2) | 34.510 | (2) | 6 | Q |
| | 3 | 126 | ENDARA MADERA Fausto | ECU | 40.126 | (3) | 35.919 | (4) | 35.126 | (4) | 11 | Q |
| | 4 | 148 | van GENDT Twan | NED | DNF | (8) | 35.391 | (3) | 34.728 | (3) | 14 | Q |
| | 5 | 572 | BRETHAUER Luis | GER | 42.604 | (5) | 36.319 | (5) | 38.832 | (7) | 17 | |
| | 6 | 333 | CAMERON Alexander | AUS | 43.689 | (6) | 41.264 | (7) | 35.642 | (5) | 18 | |
| | 7 | 182 | WOODCOCK Trent | NZL | 51.751 | (7) | 40.972 | (6) | 36.280 | (6) | 19 | |
| | 8 | 86 | ANTHONY Alex | USA | 40.399 | (4) | DNF | (8) | DNS | (10) | 22 | |



BMX Supercross WC 2011 - Pietermaritzburg (RSA)

Alexandra Park
SAT 9 APR 2011
14:00

Elite Men
Qualifying



Results




| | Rank | Bike Number | Name | NOC Code | Run1 | | Run2 | | Run3 | | Total Points | |
|--------|------|-------------|------------------------|----------|----------|-----|--------|-----|----------|-----|--------------|---|
| HEAT 5 | 1 | 777 | WILLERS Marc | NZL | 34.636 | (1) | 34.538 | (1) | 34.322 | (1) | 3 | Q |
| | 2 | 121 | van der BIEZEN Raymon | NED | 34.843 | (2) | 34.904 | (2) | 34.534 | (2) | 6 | Q |
| | 3 | 77 | de WILDE Robert | NED | 36.313 | (5) | 35.226 | (3) | 35.357 | (4) | 12 | Q |
| | 4 | 50 | FALLA BUCHELY Emilio | ECU | 35.290 | (3) | DNF | (8) | 35.137 | (3) | 14 | Q |
| | 5 | 525 | LUBBE Gavin | RSA | 35.818 | (4) | 35.776 | (4) | 36.941 | (7) | 15 | |
| | 6 | 149 | GOODWIN Darryn | AUS | 36.825 | (6) | 35.985 | (5) | 36.801 | (6) | 17 | |
| | 7 | 102 | THERKILDSEN Morten | DEN | 53.420 | (7) | 37.481 | (7) | 36.049 | (5) | 19 | |
| | 8 | 58 | KELLER Axel | SUI | 1:03.523 | (8) | 36.512 | (6) | 43.092 | (8) | 22 | |
| HEAT 6 | 1 | 42 | KIRKHAM Brian | AUS | 33.766 | (1) | 34.240 | (1) | 34.327 | (1) | 3 | Q |
| | 2 | 82 | ROBINSON Michael | AUS | 34.653 | (2) | 34.842 | (2) | 35.467 | (2) | 6 | Q |
| | 3 | 64 | LONG Nicholas | USA | 34.695 | (3) | 34.914 | (3) | 52.246 | (6) | 12 | Q |
| | 4 | 12 | PROKOP Michal | CZE | 36.145 | (5) | 35.797 | (4) | 36.091 | (4) | 13 | Q |
| | 5 | 974 | HOARAU Olivier | FRA | 37.298 | (7) | 35.924 | (5) | 35.676 | (3) | 15 | |
| | 6 | 160 | GUTMANIS Maris | LAT | 36.502 | (6) | 36.398 | (6) | 37.342 | (5) | 17 | |
| | 7 | 954 | FAORO Tyler | USA | 35.323 | (4) | DNF | (8) | 59.716 | (7) | 19 | |
| | 8 | 94 | BROWN James | CAN | 39.090 | (8) | 36.755 | (7) | 1:10.258 | (8) | 23 | |
| HEAT 7 | 1 | 49 | NYHAUG Tory | CAN | 54.083 | (5) | 34.199 | (1) | 34.231 | (1) | 7 | Q |
| | 2 | 717 | JIMINEZ CAICEDO Andres | COL | 35.161 | (1) | 36.007 | (4) | 35.129 | (3) | 8 | Q |
| | 3 | 4 | HAMON Thomas | FRA | 1:09.244 | (7) | 35.076 | (2) | 34.632 | (2) | 11 | Q |
| | 4 | 909 | POLO Federico | ARG | 36.536 | (2) | 38.225 | (7) | 35.908 | (4) | 13 | Q |
| | 5 | 18 | TAMME Lukáš | CZE | 38.449 | (3) | 36.967 | (5) | 36.274 | (5) | 13 | |
| | 6 | 95 | NOBLES Barry | USA | 1:04.600 | (6) | 37.025 | (6) | 36.451 | (6) | 18 | |
| | 7 | 155 | SCHMIDT Julian | GER | 44.871 | (4) | 44.501 | (8) | 36.955 | (7) | 19 | |
| | 8 | 48 | GRAF David | SUI | 1:17.587 | (8) | 35.612 | (3) | 37.012 | (8) | 19 | |
| HEAT 8 | 1 | 91 | WILLOUGHBY Sam | AUS | 34.483 | (1) | 34.065 | (1) | 33.693 | (1) | 3 | Q |
| | 2 | 37 | van GORKOM Jelle | NED | 35.378 | (3) | 34.363 | (2) | 35.922 | (4) | 9 | Q |
| | 3 | 206 | HUBERT Thomas | AUS | 36.087 | (5) | 34.733 | (3) | 34.891 | (2) | 10 | Q |
| | 4 | 69 | GODET Damien | FRA | 34.887 | (2) | 35.817 | (5) | 35.667 | (3) | 10 | Q |
| | 5 | 40 | BISSELING Sander | NED | 36.027 | (4) | 35.637 | (4) | 41.827 | (7) | 15 | |
| | 6 | 170 | VEIDE Rihards | LAT | 48.124 | (7) | 37.735 | (7) | 36.400 | (5) | 19 | |
| | 7 | 167 | JAMES Kurt | NZL | 36.369 | (6) | 38.983 | (8) | 37.237 | (6) | 20 | |
| | 8 | 92 | JASPERS Martijn | NED | DNF | (8) | 36.385 | (6) | 55.492 | (8) | 22 | |

Qualification Rule: best 4 riders from each heat qualify for the next round. Remainder are eliminated.

LEGEND

DNF Did Not Finish DNS Did Not Start Q Qualified

Timing and Results by  SWISS TIMING

www.bmxworldcupsa.co.za

www.bmx-results.com

CBM01_73B 1.0

Report Created SAT 9 APR 2011 15:47

Page 2 / 2



Department of Economic
Development and Tourism
Umyango Wezokuthuthukiswa
Kumkhatho Nezokwakasha
KWAZULU-NATAL PROVINCIAL GOVERNMENT





BMX Supercross WC 2011 - Pietermaritzburg (RSA)

Alexandra Park
SAT 9 APR 2011
14:00

Elite Men
Qualifying



Moto Sheets



Heat 1

| Rank | Bike Number | Name | Run1 | | | | | Run2 | | | | | Run3 | | | | | Total Points |
|------|-------------|--------------------------|--------------------|-------------|--------|-----|------|--------------------|-------------|--------|-----|------|--------------------|-------------|--------|-----|------|--------------|
| | | | Gate Select. Order | Gate Number | Time | Pts | Rank | Gate Select. Order | Gate Number | Time | Pts | Rank | Gate Select. Order | Gate Number | Time | Pts | Rank | |
| 1 | 3 | DAUDET Joris | 1 | 1 | 33.865 | (1) | 1 | 1 | 1 | 34.128 | (1) | 1 | 1 | 1 | 34.541 | (1) | 1 | 3 Q |
| 2 | 15 | SCHERPEN Martijn | 7 | 7 | 34.913 | (3) | 3 | 3 | 3 | 35.530 | (3) | 3 | 3 | 3 | 35.087 | (2) | 2 | 8 Q |
| 3 | 666 | van der PUTTEN Ivo | 5 | 5 | 34.330 | (2) | 2 | 2 | 2 | 34.865 | (2) | 2 | 2 | 2 | 35.903 | (5) | 5 | 9 Q |
| 4 | 114 | CASTRO HERRERA Augusto | 6 | 6 | 36.650 | (6) | 6 | 6 | 6 | 35.734 | (4) | 4 | 4 | 4 | 35.902 | (4) | 4 | 14 Q |
| 5 | 60 | DIAZ MONTANA Jose | 4 | 4 | 35.191 | (5) | 5 | 5 | 5 | 36.519 | (5) | 5 | 5 | 5 | 36.708 | (6) | 6 | 16 |
| 6 | 135 | OSTETI Hugo Vasconcellos | 3 | 3 | 43.065 | (8) | 8 | 8 | 8 | 36.823 | (6) | 6 | 6 | 6 | 35.506 | (3) | 3 | 17 |
| 7 | 193 | SCHLANG Daniel | 2 | 2 | 35.074 | (4) | 4 | 4 | 4 | 49.680 | (8) | 8 | 8 | 8 | 42.272 | (8) | 8 | 20 |
| 8 | 138 | BUSTOS Lucas Alfredo | 8 | 8 | 37.578 | (7) | 7 | 7 | 7 | 40.281 | (7) | 7 | 7 | 7 | 36.732 | (7) | 7 | 21 |





BMX Supercross WC 2011 - Pietermaritzburg (RSA)

Alexandra Park
SAT 9 APR 2011
14:00

Elite Men
Qualifying



Moto Sheets



Heat 2

| Rank | Bike Number | Name | Run1 | | | | | Run2 | | | | | Run3 | | | | | Total Points | |
|------|-------------|------------------------------|--------------------|-------------|--------|-----|------|--------------------|-------------|--------|-----|------|--------------------|-------------|--------|-----|------|--------------|---|
| | | | Gate Select. Order | Gate Number | Time | Pts | Rank | Gate Select. Order | Gate Number | Time | Pts | Rank | Gate Select. Order | Gate Number | Time | Pts | Rank | | |
| 1 | 80 | HERMAN David | 4 | 5 | 35.001 | (2) | 2 | 2 | 6 | 35.133 | (1) | 1 | 1 | 6 | 34.872 | (1) | 1 | 4 | Q |
| 2 | 566 | OQUENDO ZABALA Carlos | 1 | 1 | 35.090 | (3) | 3 | 3 | 8 | 36.051 | (4) | 4 | 4 | 8 | 35.016 | (2) | 2 | 9 | Q |
| 3 | 61 | MEYERS Joshua | 2 | 2 | 34.607 | (1) | 1 | 1 | 1 | 35.994 | (3) | 3 | 3 | 2 | 36.234 | (6) | 6 | 10 | Q |
| 4 | 316 | BROWN Tyler | 7 | 7 | 36.399 | (6) | 6 | 6 | 4 | 35.571 | (2) | 2 | 2 | 1 | 35.602 | (3) | 3 | 11 | Q |
| 5 | 421 | RICCARDI Romain | 6 | 6 | 35.164 | (4) | 4 | 4 | 2 | 36.145 | (5) | 5 | 5 | 3 | 35.881 | (5) | 5 | 14 | |
| 6 | 56 | SALAZAR LOPEZ Sergio Ignacio | 5 | 4 | 35.435 | (5) | 5 | 5 | 3 | 36.785 | (7) | 7 | 7 | 5 | 35.736 | (4) | 4 | 16 | |
| 7 | 150 | DUBOIS Arnaud | 8 | 8 | 36.528 | (7) | 7 | 7 | 5 | 37.037 | (8) | 8 | 8 | 7 | 37.695 | (7) | 7 | 22 | |
| 8 | 165 | TREIMANS Edzus | 3 | 3 | 41.177 | (8) | 8 | 8 | 7 | 36.696 | (6) | 6 | 6 | 4 | DNF | (8) | 8 | 22 | |





BMX Supercross WC 2011 - Pietermaritzburg (RSA)

Alexandra Park
SAT 9 APR 2011
14:00

Elite Men
Qualifying



Moto Sheets



Heat 3

| Rank | Bike Number | Name | Run1 | | | | | Run2 | | | | | Run3 | | | | | Total Points | |
|------|-------------|------------------|--------------------|-------------|----------|-----|------|--------------------|-------------|--------|-----|------|--------------------|-------------|--------|-----|------|--------------|---|
| | | | Gate Select. Order | Gate Number | Time | Pts | Rank | Gate Select. Order | Gate Number | Time | Pts | Rank | Gate Select. Order | Gate Number | Time | Pts | Rank | | |
| 1 | 39 | ANDRE Sylvain | 1 | 1 | 35.083 | (2) | 2 | 2 | 2 | 34.766 | (2) | 2 | 2 | 1 | 33.876 | (1) | 1 | 5 | Q |
| 2 | 154 | PICKARD Kurt | 2 | 2 | 35.050 | (1) | 1 | 1 | 1 | 36.086 | (4) | 4 | 4 | 3 | 35.004 | (2) | 2 | 7 | Q |
| 3 | 10 | ROBINSON Donny | 6 | 6 | 35.835 | (3) | 3 | 3 | 3 | 36.527 | (6) | 6 | 6 | 5 | 35.736 | (3) | 3 | 12 | Q |
| 4 | 373 | BLANC Renaud | 5 | 5 | 36.513 | (4) | 4 | 4 | 4 | 36.322 | (5) | 5 | 5 | 4 | 35.803 | (4) | 4 | 13 | Q |
| 5 | 90 | MARINO Ramiro | 3 | 3 | 48.919 | (6) | 6 | 6 | 6 | 34.662 | (1) | 1 | 1 | 6 | 38.112 | (6) | 6 | 13 | |
| 6 | 913 | ŠVUB Jan | 8 | 8 | 45.311 | (5) | 5 | 5 | 5 | 36.698 | (7) | 7 | 7 | 8 | 36.137 | (5) | 5 | 17 | |
| 7 | 28 | de VECCHI Manuel | 4 | 4 | DNF | (8) | 8 | 8 | 8 | 35.674 | (3) | 3 | 3 | 2 | 40.775 | (7) | 7 | 18 | |
| 8 | 103 | TUMPACH Stepan | 7 | 7 | 1:01.854 | (7) | 7 | 7 | 7 | 37.877 | (8) | 8 | 8 | 7 | 51.905 | (8) | 8 | 23 | |





BMX Supercross WC 2011 - Pietermaritzburg (RSA)

Alexandra Park
SAT 9 APR 2011
14:00

Elite Men
Qualifying



Moto Sheets



Heat 4

| Rank | Bike Number | Name | Run1 | | | | | Run2 | | | | | Run3 | | | | | Total Points | |
|------|-------------|----------------------|--------------------|-------------|--------|-----|------|--------------------|-------------|--------|-----|------|--------------------|-------------|--------|------|------|--------------|---|
| | | | Gate Select. Order | Gate Number | Time | Pts | Rank | Gate Select. Order | Gate Number | Time | Pts | Rank | Gate Select. Order | Gate Number | Time | Pts | Rank | | |
| 1 | 24 | SHARRAH Corben | 1 | 1 | 34.091 | (1) | 1 | 1 | 1 | 33.950 | (1) | 1 | 1 | 1 | 33.563 | (1) | 1 | 3 | Q |
| 2 | 97 | YOUNG Khalen | 2 | 2 | 34.976 | (2) | 2 | 2 | 2 | 34.753 | (2) | 2 | 2 | 2 | 34.510 | (2) | 2 | 6 | Q |
| 3 | 126 | ENDARA MADERA Fausto | 5 | 4 | 40.126 | (3) | 3 | 3 | 3 | 35.919 | (4) | 4 | 4 | 4 | 35.126 | (4) | 4 | 11 | Q |
| 4 | 148 | van GENDT Twan | 7 | 6 | DNF | (8) | 8 | 8 | 7 | 35.391 | (3) | 3 | 3 | 3 | 34.728 | (3) | 3 | 14 | Q |
| 5 | 572 | BRETHAUER Luis | 6 | 5 | 42.604 | (5) | 5 | 5 | 5 | 36.319 | (5) | 5 | 5 | 5 | 38.832 | (7) | 7 | 17 | |
| 6 | 333 | CAMERON Alexander | 8 | 8 | 43.689 | (6) | 6 | 6 | 8 | 41.264 | (7) | 7 | 7 | 8 | 35.642 | (5) | 5 | 18 | |
| 7 | 182 | WOODCOCK Trent | 4 | 7 | 51.751 | (7) | 7 | 7 | 6 | 40.972 | (6) | 6 | 6 | 6 | 36.280 | (6) | 6 | 19 | |
| 8 | 86 | ANTHONY Alex | 3 | 3 | 40.399 | (4) | 4 | 4 | 4 | DNF | (8) | 8 | 8 | | DNS | (10) | 8 | 22 | |





BMX Supercross WC 2011 - Pietermaritzburg (RSA)

Alexandra Park
SAT 9 APR 2011
14:00

Elite Men
Qualifying



Moto Sheets



Heat 5

| Rank | Bike Number | Name | Run1 | | | | | Run2 | | | | | Run3 | | | | | Total Points | |
|------|-------------|-----------------------|--------------------|-------------|----------|-----|------|--------------------|-------------|--------|-----|------|--------------------|-------------|--------|-----|------|--------------|---|
| | | | Gate Select. Order | Gate Number | Time | Pts | Rank | Gate Select. Order | Gate Number | Time | Pts | Rank | Gate Select. Order | Gate Number | Time | Pts | Rank | | |
| 1 | 777 | WILLERS Marc | 3 | 3 | 34.636 | (1) | 1 | 1 | 1 | 34.538 | (1) | 1 | 1 | 1 | 34.322 | (1) | 1 | 3 | Q |
| 2 | 121 | van der BIEZEN Raymon | 1 | 1 | 34.843 | (2) | 2 | 2 | 3 | 34.904 | (2) | 2 | 2 | 6 | 34.534 | (2) | 2 | 6 | Q |
| 3 | 77 | de WILDE Robert | 2 | 2 | 36.313 | (5) | 5 | 5 | 5 | 35.226 | (3) | 3 | 3 | 4 | 35.357 | (4) | 4 | 12 | Q |
| 4 | 50 | FALLA BUCHELY Emilio | 6 | 6 | 35.290 | (3) | 3 | 3 | 4 | DNF | (8) | 8 | 8 | 7 | 35.137 | (3) | 3 | 14 | Q |
| 5 | 525 | LUBBE Gavin | 8 | 8 | 35.818 | (4) | 4 | 4 | 2 | 35.776 | (4) | 4 | 4 | 2 | 36.941 | (7) | 7 | 15 | |
| 6 | 149 | GOODWIN Darryn | 7 | 7 | 36.825 | (6) | 6 | 6 | 8 | 35.985 | (5) | 5 | 5 | 3 | 36.801 | (6) | 6 | 17 | |
| 7 | 102 | THERKILDSEN Morten | 4 | 4 | 53.420 | (7) | 7 | 7 | 7 | 37.481 | (7) | 7 | 7 | 8 | 36.049 | (5) | 5 | 19 | |
| 8 | 58 | KELLER Axel | 5 | 5 | 1:03.523 | (8) | 8 | 8 | 6 | 36.512 | (6) | 6 | 6 | 5 | 43.092 | (8) | 8 | 22 | |





BMX Supercross WC 2011 - Pietermaritzburg (RSA)

Alexandra Park
SAT 9 APR 2011
14:00

Elite Men
Qualifying



Moto Sheets



Heat 6

| Rank | Bike Number | Name | Run1 | | | | | Run2 | | | | | Run3 | | | | | Total Points | |
|------|-------------|------------------|--------------------|-------------|--------|-----|------|--------------------|-------------|--------|-----|------|--------------------|-------------|----------|-----|------|--------------|---|
| | | | Gate Select. Order | Gate Number | Time | Pts | Rank | Gate Select. Order | Gate Number | Time | Pts | Rank | Gate Select. Order | Gate Number | Time | Pts | Rank | | |
| 1 | 42 | KIRKHAM Brian | 2 | 2 | 33.766 | (1) | 1 | 1 | 1 | 34.240 | (1) | 1 | 1 | 1 | 34.327 | (1) | 1 | 3 | Q |
| 2 | 82 | ROBINSON Michael | 3 | 8 | 34.653 | (2) | 2 | 2 | 8 | 34.842 | (2) | 2 | 2 | 8 | 35.467 | (2) | 2 | 6 | Q |
| 3 | 64 | LONG Nicholas | 1 | 1 | 34.695 | (3) | 3 | 3 | 2 | 34.914 | (3) | 3 | 3 | 2 | 52.246 | (6) | 6 | 12 | Q |
| 4 | 12 | PROKOP Michal | 4 | 6 | 36.145 | (5) | 5 | 5 | 4 | 35.797 | (4) | 4 | 4 | 3 | 36.091 | (4) | 4 | 13 | Q |
| 5 | 974 | HOARAU Olivier | 5 | 3 | 37.298 | (7) | 7 | 7 | 7 | 35.924 | (5) | 5 | 5 | 4 | 35.676 | (3) | 3 | 15 | |
| 6 | 160 | GUTMANIS Maris | 7 | 7 | 36.502 | (6) | 6 | 6 | 5 | 36.398 | (6) | 6 | 6 | 5 | 37.342 | (5) | 5 | 17 | |
| 7 | 954 | FAORO Tyler | 6 | 4 | 35.323 | (4) | 4 | 4 | 3 | DNF | (8) | 8 | 8 | 6 | 59.716 | (7) | 7 | 19 | |
| 8 | 94 | BROWN James | 8 | 5 | 39.090 | (8) | 8 | 8 | 6 | 36.755 | (7) | 7 | 7 | 7 | 1:10.258 | (8) | 8 | 23 | |





BMX Supercross WC 2011 - Pietermaritzburg (RSA)

Alexandra Park
SAT 9 APR 2011
14:00

Elite Men
Qualifying



Moto Sheets



Heat 7

| Rank | Bike Number | Name | Run1 | | | | | Run2 | | | | | Run3 | | | | | Total Points | |
|------|-------------|------------------------|--------------------|-------------|----------|-----|------|--------------------|-------------|--------|-----|------|--------------------|-------------|--------|-----|------|--------------|---|
| | | | Gate Select. Order | Gate Number | Time | Pts | Rank | Gate Select. Order | Gate Number | Time | Pts | Rank | Gate Select. Order | Gate Number | Time | Pts | Rank | | |
| 1 | 49 | NYHAUG Tory | 1 | 1 | 54.083 | (5) | 5 | 5 | 4 | 34.199 | (1) | 1 | 1 | 1 | 34.231 | (1) | 1 | 7 | Q |
| 2 | 717 | JIMINEZ CAICEDO Andres | 3 | 8 | 35.161 | (1) | 1 | 1 | 8 | 36.007 | (4) | 4 | 4 | 2 | 35.129 | (3) | 3 | 8 | Q |
| 3 | 4 | HAMON Thomas | 2 | 2 | 1:09.244 | (7) | 7 | 7 | 6 | 35.076 | (2) | 2 | 2 | 3 | 34.632 | (2) | 2 | 11 | Q |
| 4 | 909 | POLO Federico | 6 | 4 | 36.536 | (2) | 2 | 2 | 1 | 38.225 | (7) | 7 | 7 | 6 | 35.908 | (4) | 4 | 13 | Q |
| 5 | 18 | TAMME Lukáš | 8 | 7 | 38.449 | (3) | 3 | 3 | 2 | 36.967 | (5) | 5 | 5 | 4 | 36.274 | (5) | 5 | 13 | |
| 6 | 95 | NOBLES Barry | 5 | 5 | 1:04.600 | (6) | 6 | 6 | 5 | 37.025 | (6) | 6 | 6 | 5 | 36.451 | (6) | 6 | 18 | |
| 7 | 155 | SCHMIDT Julian | 7 | 6 | 44.871 | (4) | 4 | 4 | 3 | 44.501 | (8) | 8 | 8 | 7 | 36.955 | (7) | 7 | 19 | |
| 8 | 48 | GRAF David | 4 | 3 | 1:17.587 | (8) | 8 | 8 | 7 | 35.612 | (3) | 3 | 3 | 8 | 37.012 | (8) | 8 | 19 | |





BMX Supercross WC 2011 - Pietermaritzburg (RSA)

Alexandra Park
SAT 9 APR 2011
14:00

Elite Men
Qualifying



Moto Sheets



Heat 8

| Rank | Bike Number | Name | Run1 | | | | | Run2 | | | | | Run3 | | | | | Total Points | |
|------|-------------|------------------|--------------------|-------------|--------|-----|------|--------------------|-------------|--------|-----|------|--------------------|-------------|--------|-----|------|--------------|---|
| | | | Gate Select. Order | Gate Number | Time | Pts | Rank | Gate Select. Order | Gate Number | Time | Pts | Rank | Gate Select. Order | Gate Number | Time | Pts | Rank | | |
| 1 | 91 | WILLOUGHBY Sam | 1 | 1 | 34.483 | (1) | 1 | 1 | 1 | 34.065 | (1) | 1 | 1 | 1 | 33.693 | (1) | 1 | 3 | Q |
| 2 | 37 | van GORKOM Jelle | 3 | 3 | 35.378 | (3) | 3 | 3 | 3 | 34.363 | (2) | 2 | 2 | 2 | 35.922 | (4) | 4 | 9 | Q |
| 3 | 206 | HUBERT Thomas | 6 | 5 | 36.087 | (5) | 5 | 5 | 5 | 34.733 | (3) | 3 | 3 | 3 | 34.891 | (2) | 2 | 10 | Q |
| 4 | 69 | GODET Damien | 2 | 2 | 34.887 | (2) | 2 | 2 | 2 | 35.817 | (5) | 5 | 5 | 5 | 35.667 | (3) | 3 | 10 | Q |
| 5 | 40 | BISSELING Sander | 7 | 6 | 36.027 | (4) | 4 | 4 | 4 | 35.637 | (4) | 4 | 4 | 4 | 41.827 | (7) | 7 | 15 | |
| 6 | 170 | VEIDE Rihards | 8 | 8 | 48.124 | (7) | 7 | 7 | 7 | 37.735 | (7) | 7 | 7 | 7 | 36.400 | (5) | 5 | 19 | |
| 7 | 167 | JAMES Kurt | 5 | 7 | 36.369 | (6) | 6 | 6 | 6 | 38.983 | (8) | 8 | 8 | 8 | 37.237 | (6) | 6 | 20 | |
| 8 | 92 | JASPERS Martijn | 4 | 4 | DNF | (8) | 8 | 8 | 8 | 36.385 | (6) | 6 | 6 | 6 | 55.492 | (8) | 8 | 22 | |



BMX Supercross WC 2011 - Pietermaritzburg (RSA)

Alexandra Park
SAT 9 APR 2011
15:45

Elite Men
1/4 Finals



Results




| | Rank | Bike Number | Name | NOC Code | Time | |
|--------|------|-------------|------------------------|----------|----------|---|
| HEAT 1 | 1 | 3 | DAUDET Joris | FRA | 34.034 | Q |
| | 2 | 80 | HERMAN David | USA | 35.093 | Q |
| | 3 | 114 | CASTRO HERRERA Augusto | COL | 35.478 | Q |
| | 4 | 61 | MEYERS Joshua | USA | 36.516 | Q |
| | 5 | 316 | BROWN Tyler | USA | 37.665 | |
| | 6 | 15 | SCHERPEN Martijn | NED | 38.453 | |
| | 7 | 566 | OQUENDO ZABALA Carlos | COL | DNF | |
| | 8 | 666 | van der PUTTEN Ivo | NED | DNF | |
| HEAT 2 | 1 | 154 | PICKARD Kurt | NZL | 34.732 | Q |
| | 2 | 97 | YOUNG Khalen | AUS | 34.894 | Q |
| | 3 | 24 | SHARRAH Corben | USA | 35.622 | Q |
| | 4 | 148 | van GENDT Twan | NED | 37.255 | Q |
| | 5 | 39 | ANDRE Sylvain | FRA | 47.210 | |
| | 6 | 373 | BLANC Renaud | SUI | 48.130 | |
| | 7 | 10 | ROBINSON Donny | USA | 48.303 | |
| | 8 | 126 | ENDARA MADERA Fausto | ECU | 49.486 | |
| HEAT 3 | 1 | 121 | van der BIEZEN Raymon | NED | 33.844 | Q |
| | 2 | 82 | ROBINSON Michael | AUS | 34.448 | Q |
| | 3 | 777 | WILLERS Marc | NZL | 34.861 | Q |
| | 4 | 77 | de WILDE Robert | NED | 35.479 | Q |
| | 5 | 50 | FALLA BUCHELY Emilio | ECU | 35.592 | |
| | 6 | 42 | KIRKHAM Brian | AUS | 36.354 | |
| | 7 | 64 | LONG Nicholas | USA | 37.833 | |
| | 8 | 12 | PROKOP Michal | CZE | DNF | |
| HEAT 4 | 1 | 91 | WILLOUGHBY Sam | AUS | 34.024 | Q |
| | 2 | 49 | NYHAUG Tory | CAN | 34.348 | Q |
| | 3 | 717 | JIMINEZ CAICEDO Andres | COL | 34.539 | Q |
| | 4 | 37 | van GORKOM Jelle | NED | 35.162 | Q |
| | 5 | 4 | HAMON Thomas | FRA | 35.511 | |
| | 6 | 909 | POLO Federico | ARG | 39.067 | |
| | 7 | 69 | GODET Damien | FRA | 53.061 | |
| | 8 | 206 | HUBERT Thomas | AUS | 1:10.046 | |

Qualification Rule: best 4 riders from each heat qualify for the next round. Remainder are eliminated.

LEGEND

DNF Did Not Finish Q Qualified

Timing and Results by  SWISS TIMING

www.bmxworldcupsa.co.za

www.bmx-results.com

CBM01_73B 1.0

Report Created SAT 9 APR 2011 16:11

Page 1 / 1



Department of Economic
Development and Tourism
Umyango Wezokuthuthukiswa
Kumomtho Nezokuvakasha
KWAZULU-NATAL PROVINCIAL GOVERNMENT



BMX Supercross WC 2011 - Pietermaritzburg (RSA)

Alexandra Park
SAT 9 APR 2011
15:45

Elite Women
Semifinal Run1



Results



| | Rank | Bike Number | Name | NOC Code | Time | |
|--------|------|-------------|---------------------|----------|--------|---|
| HEAT 1 | 1 | 971 | VALENTINO Manon | FRA | 34.400 | Q |
| | 2 | 68 | BUCHANAN Caroline | AUS | 34.532 | Q |
| | 3 | 469 | HERNANDEZ Stefany | VEN | 34.800 | Q |
| | 4 | 21 | REYNOLDS Lauren | AUS | 35.339 | Q |
| | 5 | 116 | CRAIN Brooke | USA | 35.527 | |
| | 6 | 83 | HORÁKOVÁ Jana | CZE | 35.687 | |
| | 7 | 6 | BRACKEN Rachel | AUS | 36.291 | |
| | 8 | 89 | ZULUAGA Andrea | COL | 36.869 | |
| HEAT 2 | 1 | 96 | WALKER Sarah | NZL | 33.929 | Q |
| | 2 | 50 | POTTIER Magalie | FRA | 34.792 | Q |
| | 3 | 446 | DIAZ Maria Gabriela | ARG | 35.463 | Q |
| | 4 | 222 | RIMSAITE Vilma | LTU | 35.757 | Q |
| | 5 | 44 | SEESING Joyce | NED | 42.812 | |
| | 6 | 100 | PAJON Mariana | COL | DNF | |
| | 7 | 11 | POST Alise | USA | DNF | |
| | 8 | 108 | McLEOD Melinda | AUS | DNF | |

Qualification Rule: best 4 riders from each heat qualify for the finals. Remainder are eliminated.

LEGEND

DNF Did Not Finish Q Qualified



BMX Supercross WC 2011 - Pietermaritzburg (RSA)

Alexandra Park
SAT 9 APR 2011
15:54

Elite Men
Semifinal Run1



Results



| | Rank | Bike Number | Name | NOC Code | Time | |
|--------|------|-------------|------------------------|----------|----------|---|
| HEAT 1 | 1 | 24 | SHARRAH Corben | USA | 33.901 | Q |
| | 2 | 3 | DAUDET Joris | FRA | 34.212 | Q |
| | 3 | 97 | YOUNG Khalen | AUS | 34.608 | Q |
| | 4 | 80 | HERMAN David | USA | 35.256 | Q |
| | 5 | 114 | CASTRO HERRERA Augusto | COL | 36.002 | |
| | 6 | 148 | van GENDT Twan | NED | 36.284 | |
| | 7 | 154 | PICKARD Kurt | NZL | 40.907 | |
| | 8 | 61 | MEYERS Joshua | USA | DNF | |
| HEAT 2 | 1 | 777 | WILLERS Marc | NZL | 34.201 | Q |
| | 2 | 121 | van der BIEZEN Raymon | NED | 34.502 | Q |
| | 3 | 77 | de WILDE Robert | NED | 34.803 | Q |
| | 4 | 717 | JIMINEZ CAICEDO Andres | COL | 35.914 | Q |
| | 5 | 82 | ROBINSON Michael | AUS | 55.630 | |
| | 6 | 37 | van GORKOM Jelle | NED | 1:03.349 | |
| | 7 | 49 | NYHAUG Tory | CAN | 1:08.521 | |
| | 8 | 91 | WILLOUGHBY Sam | AUS | DNF | |

Qualification Rule: best 4 riders from each heat qualify for the finals. Remainder are eliminated.

LEGEND

DNF Did Not Finish Q Qualified



BMX Supercross WC 2011 - Pietermaritzburg (RSA)

Alexandra Park
SAT 9 APR 2011
16:30

Elite Women
Final



Results



| Rank | Bike Number | Name | NOC Code | Date of Birth | Time | Gap |
|------|-------------|---------------------|----------|---------------|----------|---------|
| 1 | 971 | VALENTINO Manon | FRA | 25 AUG 1990 | 33.714 | |
| 2 | 446 | DIAZ Maria Gabriela | ARG | 21 JAN 1981 | 34.858 | +1.144 |
| 3 | 96 | WALKER Sarah | NZL | 10 JUL 1988 | 36.116 | +2.402 |
| 4 | 50 | POTTIER Magalie | FRA | 16 MAR 1989 | 43.085 | +9.371 |
| 5 | 68 | BUCHANAN Caroline | AUS | 24 OCT 1990 | 43.726 | +10.012 |
| 6 | 222 | RIMSAITE Vilma | LTU | 24 FEB 1983 | 49.473 | +15.759 |
| 7 | 469 | HERNANDEZ Stefany | VEN | 15 JUN 1991 | 1:04.164 | +30.450 |
| 8 | 21 | REYNOLDS Lauren | AUS | 25 JUN 1991 | DNF | |

NOTES

In the final DNF, REL or DNS are ranked. In case of multiple DNF, REL or DNS, the tiebreaker (within each group) will be the gate selection order of the final

LEGEND

DNF Did Not Finish



BMX Supercross WC 2011 - Pietermaritzburg (RSA)

Alexandra Park
FRI 8 APR 2011
13:00

Elite Women



Competition Bracket



| Semifinals | | | | Final | | | |
|---------------|---------------------|-----|-----------|---------------|---------------------|-----|-----------|
| Heat 1 | | | | Heat 1 | | | |
| | | | Rk | | | | Rk |
| 971 | VALENTINO Manon | FRA | 1 | 971 | VALENTINO Manon | FRA | 1 |
| 68 | BUCHANAN Caroline | AUS | 2 | 446 | DIAZ Maria Gabriela | ARG | 2 |
| 469 | HERNANDEZ Stefany | VEN | 3 | 96 | WALKER Sarah | NZL | 3 |
| 21 | REYNOLDS Lauren | AUS | 4 | 50 | POTTIER Magalie | FRA | 4 |
| 116 | CRAIN Brooke | USA | 5 | 68 | BUCHANAN Caroline | AUS | 5 |
| 83 | HORÁKOVÁ Jana | CZE | 6 | 222 | RIMSAITE Vilma | LTU | 6 |
| 6 | BRACKEN Rachel | AUS | 7 | 469 | HERNANDEZ Stefany | VEN | 7 |
| 89 | ZULUAGA Andrea | COL | 8 | 21 | REYNOLDS Lauren | AUS | 8 |
| Heat 2 | | | | | | | |
| | | | Rk | | | | |
| 96 | WALKER Sarah | NZL | 1 | | | | |
| 50 | POTTIER Magalie | FRA | 2 | | | | |
| 446 | DIAZ Maria Gabriela | ARG | 3 | | | | |
| 222 | RIMSAITE Vilma | LTU | 4 | | | | |
| 44 | SEESING Joyce | NED | 5 | | | | |
| 100 | PAJON Mariana | COL | 6 | | | | |
| 11 | POST Alise | USA | 7 | | | | |
| 108 | McLEOD Melinda | AUS | 8 | | | | |

LEGEND

Rk Rank



BMX Supercross WC 2011 - Pietermaritzburg (RSA)

Alexandra Park
SAT 9 APR 2011
16:56

Elite Women
Final



Results Summary



| Rank | Bike Number | Name | NOC Code | Heat | Position | Points | Result |
|-------------------|-------------|--------------------------|----------|------|----------|--------|----------|
| Final | | | | | | | |
| 1 | 971 | VALENTINO Manon | FRA | | 1 | | 33.714 |
| 2 | 446 | DIAZ Maria Gabriela | ARG | | 2 | | 34.858 |
| 3 | 96 | WALKER Sarah | NZL | | 3 | | 36.116 |
| 4 | 50 | POTTIER Magalie | FRA | | 4 | | 43.085 |
| 5 | 68 | BUCHANAN Caroline | AUS | | 5 | | 43.726 |
| 6 | 222 | RIMSAITE Vilma | LTU | | 6 | | 49.473 |
| 7 | 469 | HERNANDEZ Stefany | VEN | | 7 | | 1:04.164 |
| 8 | 21 | REYNOLDS Lauren | AUS | | 8 | | DNF |
| Semifinal | | | | | | | |
| 9 | 116 | CRAIN Brooke | USA | 1 | 5 | 5 | 35.527 |
| 10 | 44 | SEESING Joyce | NED | 2 | 5 | 5 | 42.812 |
| 11 | 83 | HORÁKOVÁ Jana | CZE | 1 | 6 | 6 | |
| 12 | 100 | PAJON Mariana | COL | 2 | 6 | 8 | |
| 13 | 6 | BRACKEN Rachel | AUS | 1 | 7 | 7 | |
| 14 | 11 | POST Alise | USA | 2 | 7 | 8 | |
| 15 | 89 | ZULUAGA Andrea | COL | 1 | 8 | 8 | 36.869 |
| 16 | 108 | McLEOD Melinda | AUS | 2 | 8 | 8 | DNF |
| Qualifying | | | | | | | |
| 17 | 39 | CARR Amanda | USA | 3 | 5 | 13 | |
| 18 | 121 | VERHAGEN Ashley | USA | 2 | 5 | 14 | 34.745 |
| 19 | 15 | MARTIN Arielle | USA | 1 | 5 | 14 | 54.359 |
| 20 | 31 | GEVING Amanda | USA | 4 | 5 | 15 | |
| 21 | 119 | WOLCOTT Taylor | USA | 4 | 6 | 17 | |
| 22 | 19 | DESPEAUX Amélie | FRA | 2 | 6 | 18 | 35.549 |
| 23 | 115 | O'KEEFE Teagan | RSA | 1 | 6 | 18 | 37.706 |
| 24 | 56 | COOLS Samantha | CAN | 3 | 6 | 19 | |
| 25 | 27 | LABOUNKOVA Romana | CZE | 2 | 7 | 18 | |
| 26 | 57 | AILLOUD Eva | FRA | 1 | 7 | 19 | 37.191 |
| 27 | 52 | HLADIKOVA Aneta | CZE | 4 | 7 | 19 | DNF |
| 28 | 107 | SORIANO Florencia Ayelen | ARG | 3 | 7 | 20 | |
| 29 | 109 | le ROUX Enora | FRA | 2 | 8 | 19 | |
| 30 | 106 | RUARTE Maria Eugenia | ARG | 4 | 8 | 23 | |
| 31 | 118 | GEORGE Danielle | USA | 3 | 8 | 24 | 49.529 |
| 32 | 110 | ALEKSEJEWА Sandra | LAT | 1 | 8 | 24 | 36.316 |
| Time Trial | | | | | | | |
| 33 | 102 | QUINALHA Bianca Ijano | BRA | | 33 | | 37.447 |
| 34 | 105 | DUTTO Maria Belen | ARG | | 34 | | 37.596 |



BMX Supercross WC 2011 - Pietermaritzburg (RSA)

Alexandra Park
SAT 9 APR 2011
16:56

Elite Women
Final



Results Summary



| Rank | Bike Number | Name | NOC Code | Heat | Position | Points | Result |
|------|-------------|-------------------|----------|------|----------|--------|--------|
| 35 | 104 | DIAZ Mariana | ARG | | 35 | | 41.935 |
| 36 | 55 | CALLISTO Nicole | AUS | | 36 | | 52.498 |
| | 75 | van BENTHEM Merle | NED | | | | DNS |
| | 103 | STEIN Squel | BRA | | | | DNS |

NOTES

For Semifinals and Quarterfinals, riders are ranked by their total points and the position in their heat from this phase of the competition (all 5th places are ranked ahead of all 6th places etc.). In case of ties, the 3rd then the 2nd then the 1st run time are considered and displayed above.

LEGEND

DNF Did Not Finish **DNS** Did Not Start



BMX Supercross WC 2011 - Pietermaritzburg (RSA)

Alexandra Park
SAT 9 APR 2011
16:40

Elite Men
Final




Results



| Rank | Bike Number | Name | NOC Code | Date of Birth | Time | Gap |
|------|-------------|------------------------|----------|---------------|----------|---------|
| 1 | 24 | SHARRAH Corben | USA | 20 APR 1992 | 34.054 | |
| 2 | 97 | YOUNG Khalen | AUS | 20 NOV 1984 | 34.815 | +0.761 |
| 3 | 3 | DAUDET Joris | FRA | 12 FEB 1991 | 35.095 | +1.041 |
| 4 | 121 | van der BIEZEN Raymon | NED | 14 JAN 1987 | 35.156 | +1.102 |
| 5 | 717 | JIMINEZ CAICEDO Andres | COL | 27 AUG 1986 | 35.620 | +1.566 |
| 6 | 77 | de WILDE Robert | NED | 30 APR 1977 | 36.026 | +1.972 |
| 7 | 80 | HERMAN David | USA | 9 MAY 1988 | 37.689 | +3.635 |
| 8 | 777 | WILLERS Marc | NZL | 11 SEP 1985 | 1:13.216 | +39.162 |

NOTES

In the final DNF, REL or DNS are ranked. In case of multiple DNF, REL or DNS, the tiebreaker (within each group) will be the gate selection order of the final

Timing and Results by  **SWISS TIMING**

www.bmxworldcupsa.co.za

www.bmx-results.com

CBM01_73C 1.0

Report Created SAT 9 APR 2011 17:01

Page 1 / 1



Department of Economic
Development and Tourism
Umyango Wezokuthukiswa
Kommithe Nezoqavakasha
KWAZULU-NATAL PROVINCIAL GOVERNMENT



BMX Supercross WC 2011 - Pietermaritzburg (RSA)

Alexandra Park
FRI 8 APR 2011
13:30

Elite Men



Competition Bracket

| Quarterfinals | Semifinals | Final |
|---------------|------------|-------|
|---------------|------------|-------|

| Heat 1 | | Rk |
|---------------------------|-----|----|
| 3 DAUDET Joris | FRA | 1 |
| 80 HERMAN David | USA | 2 |
| 114 CASTRO HERRERA A | COL | 3 |
| 61 MEYERS Joshua | USA | 4 |
| 316 BROWN Tyler | USA | 5 |
| 15 SCHERPEN Martijn | NED | 6 |
| 566 OQUENDO ZABALA Carlos | COL | 7 |
| 666 van der PUTTEN Ivo | NED | 8 |

| Heat 2 | | Rk |
|--------------------------|-----|----|
| 154 PICKARD Kurt | NZL | 1 |
| 97 YOUNG Khalen | AUS | 2 |
| 24 SHARRAH Corben | USA | 3 |
| 148 van GENDT Twan | NED | 4 |
| 39 ANDRE Sylvain | FRA | 5 |
| 373 BLANC Renaud | SUI | 6 |
| 10 ROBINSON Donny | USA | 7 |
| 126 ENDARA MADERA Fausto | ECU | 8 |

| Heat 3 | | Rk |
|---------------------------|-----|----|
| 121 van der BIEZEN Raymon | NED | 1 |
| 82 ROBINSON Michael | AUS | 2 |
| 777 WILLERS Marc | NZL | 3 |
| 77 de WILDE Robert | NED | 4 |
| 50 FALLA BUCHELY Emilio | ECU | 5 |
| 42 KIRKHAM Brian | AUS | 6 |
| 64 LONG Nicholas | USA | 7 |
| 12 PROKOP Michal | CZE | 8 |

| Heat 4 | | Rk |
|----------------------------|-----|----|
| 91 WILLOUGHBY Sam | AUS | 1 |
| 49 NYHAUG Tory | CAN | 2 |
| 717 JIMINEZ CAICEDO Andres | COL | 3 |
| 37 van GORKOM Jelle | NED | 4 |
| 4 HAMON Thomas | FRA | 5 |
| 909 POLO Federico | ARG | 6 |
| 69 GODET Damien | FRA | 7 |
| 206 HUBERT Thomas | AUS | 8 |

| Heat 1 | | Rk |
|----------------------|-----|----|
| 24 SHARRAH Corben | USA | 1 |
| 3 DAUDET Joris | FRA | 2 |
| 97 YOUNG Khalen | AUS | 3 |
| 80 HERMAN David | USA | 4 |
| 114 CASTRO HERRERA A | COL | 5 |
| 148 van GENDT Twan | NED | 6 |
| 154 PICKARD Kurt | NZL | 7 |
| 61 MEYERS Joshua | USA | 8 |

| | | Rk |
|----------------------------|-----|----|
| 24 SHARRAH Corben | USA | 1 |
| 97 YOUNG Khalen | AUS | 2 |
| 3 DAUDET Joris | FRA | 3 |
| 121 van der BIEZEN Raymon | NED | 4 |
| 717 JIMINEZ CAICEDO Andres | COL | 5 |
| 77 de WILDE Robert | NED | 6 |
| 80 HERMAN David | USA | 7 |
| 777 WILLERS Marc | NZL | 8 |

| Heat 2 | | Rk |
|----------------------------|-----|----|
| 777 WILLERS Marc | NZL | 1 |
| 121 van der BIEZEN Raymon | NED | 2 |
| 77 de WILDE Robert | NED | 3 |
| 717 JIMINEZ CAICEDO Andres | COL | 4 |
| 82 ROBINSON Michael | AUS | 5 |
| 37 van GORKOM Jelle | NED | 6 |
| 49 NYHAUG Tory | CAN | 7 |
| 91 WILLOUGHBY Sam | AUS | 8 |

| LEGEND |
|---------|
| Rk Rank |

Timing and Results by **SWISS TIMING**
CBM01_75 1.0

www.bmxworldcupsa.co.za
Report Created SAT 9 APR 2011 17:09

www.bmx-results.com
Page 1 / 1



Department of Economic
Development and Tourism
Umyango Wezokuthukiswa
Kumetho Nezokavakasha
KWAZULU-NATAL PROVINCIAL GOVERNMENT



BMX Supercross WC 2011 - Pietermaritzburg (RSA)

Alexandra Park
SAT 9 APR 2011
17:03

Elite Men
Final



Results Summary



| Rank | Bike Number | Name | NOC Code | Heat | Position | Points | Result |
|-------------------|-------------|------------------------|----------|------|----------|--------|----------|
| Final | | | | | | | |
| 1 | 24 | SHARRAH Corben | USA | | 1 | | 34.054 |
| 2 | 97 | YOUNG Khalen | AUS | | 2 | | 34.815 |
| 3 | 3 | DAUDET Joris | FRA | | 3 | | 35.095 |
| 4 | 121 | van der BIEZEN Raymon | NED | | 4 | | 35.156 |
| 5 | 717 | JIMINEZ CAICEDO Andres | COL | | 5 | | 35.620 |
| 6 | 77 | de WILDE Robert | NED | | 6 | | 36.026 |
| 7 | 80 | HERMAN David | USA | | 7 | | 37.689 |
| 8 | 777 | WILLERS Marc | NZL | | 8 | | 1:13.216 |
| Semifinal | | | | | | | |
| 9 | 114 | CASTRO HERRERA Augusto | COL | 1 | 5 | 5 | 36.002 |
| 10 | 82 | ROBINSON Michael | AUS | 2 | 5 | 5 | 55.630 |
| 11 | 148 | van GENDT Twan | NED | 1 | 6 | 6 | 36.284 |
| 12 | 37 | van GORKOM Jelle | NED | 2 | 6 | 6 | 1:03.349 |
| 13 | 154 | PICKARD Kurt | NZL | 1 | 7 | 7 | 40.907 |
| 14 | 49 | NYHAUG Tory | CAN | 2 | 7 | 7 | 1:08.521 |
| 15 | 91 | WILLOUGHBY Sam | AUS | 2 | 8 | 8 | |
| 16 | 61 | MEYERS Joshua | USA | 1 | 8 | 8 | DNF |
| 1/4 Finals | | | | | | | |
| 17 | 4 | HAMON Thomas | FRA | 4 | 5 | 5 | 35.511 |
| 18 | 50 | FALLA BUCHELY Emilio | ECU | 3 | 5 | 5 | 35.592 |
| 19 | 316 | BROWN Tyler | USA | 1 | 5 | 5 | 37.665 |
| 20 | 39 | ANDRE Sylvain | FRA | 2 | 5 | 5 | 47.210 |
| 21 | 42 | KIRKHAM Brian | AUS | 3 | 6 | 6 | 36.354 |
| 22 | 15 | SCHERPEN Martijn | NED | 1 | 6 | 6 | 38.453 |
| 23 | 909 | POLO Federico | ARG | 4 | 6 | 6 | 39.067 |
| 24 | 373 | BLANC Renaud | SUI | 2 | 6 | 6 | 48.130 |
| 25 | 64 | LONG Nicholas | USA | 3 | 7 | 7 | 37.833 |
| 26 | 10 | ROBINSON Donny | USA | 2 | 7 | 7 | 48.303 |
| 27 | 69 | GODET Damien | FRA | 4 | 7 | 7 | 53.061 |
| 28 | 566 | OQUENDO ZABALA Carlos | COL | 1 | 7 | 8 | |
| 29 | 126 | ENDARA MADERA Fausto | ECU | 2 | 8 | 8 | 49.486 |
| 30 | 206 | HUBERT Thomas | AUS | 4 | 8 | 8 | 1:10.046 |
| 31 | 12 | PROKOP Michal | CZE | 3 | 8 | 8 | DNF |
| 32 | 666 | van der PUTTEN Ivo | NED | 1 | 8 | 8 | DNF |
| Qualifying | | | | | | | |
| 33 | 18 | TAMME Lukáš | CZE | 7 | 5 | 13 | 36.274 |
| 34 | 90 | MARINO Ramiro | ARG | 3 | 5 | 13 | 38.112 |



BMX Supercross WC 2011 - Pietermaritzburg (RSA)

Alexandra Park
SAT 9 APR 2011
17:03

Elite Men
Final




Results Summary



| Rank | Bike Number | Name | NOC Code | Heat | Position | Points | Result |
|------|-------------|------------------------------|----------|------|----------|--------|----------|
| 35 | 421 | RICCARDI Romain | ITA | 2 | 5 | 14 | |
| 36 | 974 | HOARAU Olivier | FRA | 6 | 5 | 15 | 35.676 |
| 37 | 525 | LUBBE Gavin | RSA | 5 | 5 | 15 | 36.941 |
| 38 | 40 | BISSELING Sander | NED | 8 | 5 | 15 | 41.827 |
| 39 | 60 | DIAZ MONTANA Jose | COL | 1 | 5 | 16 | |
| 40 | 572 | BRETHAUER Luis | GER | 4 | 5 | 17 | |
| 41 | 56 | SALAZAR LOPEZ Sergio Ignacio | COL | 2 | 6 | 16 | |
| 42 | 135 | OSTETI Hugo Vasconcellos | BRA | 1 | 6 | 17 | 35.506 |
| 43 | 913 | ŠVUB Jan | CZE | 3 | 6 | 17 | 36.137 |
| 44 | 149 | GOODWIN Darryn | AUS | 5 | 6 | 17 | 36.801 |
| 45 | 160 | GUTMANIS Maris | LAT | 6 | 6 | 17 | 37.342 |
| 46 | 333 | CAMERON Alexander | AUS | 4 | 6 | 18 | 35.642 |
| 47 | 95 | NOBLES Barry | USA | 7 | 6 | 18 | 36.451 |
| 48 | 170 | VEIDE Rihards | LAT | 8 | 6 | 19 | |
| 49 | 28 | de VECCHI Manuel | ITA | 3 | 7 | 18 | |
| 50 | 102 | THERKILDTSEN Morten | DEN | 5 | 7 | 19 | 36.049 |
| 51 | 182 | WOODCOCK Trent | NZL | 4 | 7 | 19 | 36.280 |
| 52 | 155 | SCHMIDT Julian | GER | 7 | 7 | 19 | 36.955 |
| 53 | 954 | FAORO Tyler | USA | 6 | 7 | 19 | 59.716 |
| 54 | 167 | JAMES Kurt | NZL | 8 | 7 | 20 | 37.237 |
| 55 | 193 | SCHLANG Daniel | GER | 1 | 7 | 20 | 42.272 |
| 56 | 150 | DUBOIS Arnaud | BEL | 2 | 7 | 22 | |
| 57 | 48 | GRAF David | SUI | 7 | 8 | 19 | |
| 58 | 138 | BUSTOS Lucas Alfredo | ARG | 1 | 8 | 21 | |
| 59 | 58 | KELLER Axel | SUI | 5 | 8 | 22 | 43.092 |
| 60 | 92 | JASPERS Martijn | NED | 8 | 8 | 22 | 55.492 |
| 61 | 165 | TREIMANS Edzus | LAT | 2 | 8 | 22 | 36.696 |
| 62 | 86 | ANTHONY Alex | USA | 4 | 8 | 22 | DNS |
| 63 | 103 | TUMPACH Stepan | CZE | 3 | 8 | 23 | 51.905 |
| 64 | 94 | BROWN James | CAN | 6 | 8 | 23 | 1:10.258 |

Time Trial

| | | | | | | |
|----|-----|---------------------------|-----|--|----|--------|
| 65 | 147 | VILLEGAS Federico | ARG | | 65 | 35.951 |
| 66 | 20 | AGUILUZ Andre Fossa | NOR | | 66 | 36.022 |
| 67 | 787 | LINDENMEYER Thorsten | GER | | 67 | 36.052 |
| 68 | 117 | FANTONI Giacomo | ITA | | 68 | 36.096 |
| 69 | 174 | FOX Nicholas | NZL | | 69 | 36.113 |
| 70 | 32 | KARTFJORD Sebastian | NOR | | 70 | 36.144 |
| 71 | 115 | GOUX Lilian | FRA | | 71 | 36.144 |
| 72 | 132 | MIRANDA Leandro Dal Farra | BRA | | 72 | 36.276 |
| 73 | 176 | FRANKS Daniel | NZL | | 73 | 36.282 |
| 74 | 145 | MATURANO Fabricio | ARG | | 74 | 36.303 |

Timing and Results by  SWISS TIMING

www.bmxworldcupsa.co.za

www.bmx-results.com

CBM_74 1.0

Report Created SAT 9 APR 2011 17:03

Page 2 / 3



BMX Supercross WC 2011 - Pietermaritzburg (RSA)

Alexandra Park
SAT 9 APR 2011
17:03

Elite Men
Final



Results Summary




| Rank | Bike Number | Name | NOC Code | Heat | Position | Points | Result |
|------|-------------|------------------------|----------|------|----------|--------|--------|
| 75 | 194 | DODD Kyle | RSA | | 75 | | 36.316 |
| 76 | 79 | SAMPEI Masahiro | JPN | | 76 | | 36.340 |
| 77 | 203 | TANNIGER Romain | SUI | | 77 | | 36.361 |
| 78 | 38 | MATSUSHITA Tatsumi | JPN | | 78 | | 36.377 |
| 79 | 191 | ANDRESEN Klaus Bøgh | DEN | | 79 | | 36.406 |
| 80 | 133 | CRISTOFOLI Roberto | ITA | | 80 | | 36.436 |
| 81 | 433 | GANSER Maximilian | GER | | 81 | | 36.450 |
| 82 | 129 | FERREIRA Igor | BRA | | 82 | | 36.482 |
| 83 | 245 | JACOBS Toon | BEL | | 83 | | 36.503 |
| 84 | 162 | LEJINS Kristers | LAT | | 84 | | 36.573 |
| 85 | 189 | CARVALHO Miguel | RSA | | 85 | | 36.633 |
| 86 | 142 | COSTIGLILO Martin | ARG | | 86 | | 36.729 |
| 87 | 247 | HOLDSTOCK Dean | RSA | | 87 | | 36.808 |
| 88 | 180 | JONES Trent | NZL | | 88 | | 37.174 |
| 89 | 146 | PODESTA Agustin | ARG | | 89 | | 37.257 |
| 90 | 229 | AGUIRRE Elias | CHI | | 90 | | 37.418 |
| 91 | 156 | FURLAN Mattia | ITA | | 91 | | 37.443 |
| 92 | 158 | VIRDIS Luca | ITA | | 92 | | 37.450 |
| 93 | 141 | O'KEEFFE Jordan | RSA | | 93 | | 37.463 |
| 94 | 183 | AUSTIN Christopher | RSA | | 94 | | 38.966 |
| 95 | 772 | BUZIBA Godfrey | RSA | | 95 | | 42.218 |
| 96 | 152 | McCORMACK Connor | CAN | | 96 | | 50.204 |
| 97 | 43 | LAPRAZ Yvan | SUI | | 97 | | DNF |
| 98 | 54 | ESCUDERO ORDONEZ Jose | ECU | | 98 | | DNF |
| | 72 | van den WILDENBERG Rob | NED | | | | DNS |
| | 111 | HERBERT Kane | RSA | | | | DNS |
| | 116 | OQUENDO ZABALA David | COL | | | | DNS |
| | 195 | DONAVAN Mienie | RSA | | | | DNS |
| | 198 | LUNGA Mkhize | RSA | | | | DNS |

NOTES

For Semifinals and Quarterfinals, riders are ranked by their total points and the position in their heat from this phase of the competition (all 5th places are ranked ahead of all 6th places etc.). In case of ties, the 3rd then the 2nd then the 1st run time are considered and displayed above.

LEGEND

DNF Did Not Finish **DNS** Did Not Start

Timing and Results by  SWISS TIMING

www.bmxworldcupsa.co.za

www.bmx-results.com

CBM_74 1.0

Report Created SAT 9 APR 2011 17:03

Page 3 / 3



Department of Economic
Development and Tourism
Umyango Wezokuthuthukiswa
Kommithe Nezoovakasha
KWAZULU-NATAL PROVINCIAL GOVERNMENT



BMX Supercross WC 2011 - Pietermaritzburg (RSA)

Alexandra Park
SAT 9 APR 2011
16:40

Elite Women
Final



Gate-Rank-Statistics



| Rank | Gate | | | | | | | | Total |
|--------------|-----------|-----------|-----------|-----------|-----------|-----------|-----------|-----------|------------|
| | 1 | 2 | 3 | 4 | 5 | 6 | 7 | 8 | |
| 1 | 3 | 6 | 4 | | | | 1 | 1 | 15 |
| 2 | 4 | 1 | 1 | 2 | 3 | 2 | 2 | | 15 |
| 3 | 2 | 5 | 5 | | 1 | 1 | 1 | | 15 |
| 4 | | | 3 | 3 | 2 | | 6 | 1 | 15 |
| 5 | 2 | 2 | | 3 | 2 | 4 | | 2 | 15 |
| 6 | 1 | 1 | | | 3 | 3 | 3 | 4 | 15 |
| 7 | 2 | | 2 | 5 | 2 | 1 | | 3 | 15 |
| 8 | 1 | | | 1 | 2 | 4 | 2 | 4 | 14 |
| Total | 15 | 15 | 15 | 14 | 15 | 15 | 15 | 15 | 119 |



BMX Supercross WC 2011 - Pietermaritzburg (RSA)

Alexandra Park
SAT 9 APR 2011
16:50

Elite Men
Final



Gate-Rank-Statistics



| Rank | Gate | | | | | | | | Total |
|--------------|-----------|-----------|-----------|-----------|-----------|-----------|-----------|-----------|------------|
| | 1 | 2 | 3 | 4 | 5 | 6 | 7 | 8 | |
| 1 | 18 | 3 | 1 | 1 | 2 | 5 | | 1 | 31 |
| 2 | 4 | 7 | 7 | 3 | 2 | 3 | | 5 | 31 |
| 3 | 6 | 3 | 4 | 2 | 5 | 3 | 6 | 2 | 31 |
| 4 | 1 | 3 | 4 | 10 | 2 | 6 | 1 | 4 | 31 |
| 5 | 1 | 6 | 3 | 6 | 5 | 1 | 2 | 7 | 31 |
| 6 | | 3 | 4 | | 6 | 7 | 5 | 6 | 31 |
| 7 | 1 | 4 | 3 | 2 | 5 | 3 | 9 | 4 | 31 |
| 8 | | 2 | 5 | 7 | 4 | 3 | 7 | 2 | 30 |
| Total | 31 | 31 | 31 | 31 | 31 | 31 | 30 | 31 | 247 |





Elite Women



World Cup Standing

1 Pietermaritzburg (RSA) 09.04.2011 4 Sarasota, FL (USA) 17.09.2011
 2 Papendal (NED) 28.05.2011 5 Chula Vista, CA (USA) 01.10.2011
 3 London (GBR) 20.08.2011

| Rank | UCI Code | Name | NOC | Total | 1 | 2 | 3 | 4 | 5 |
|------|--------------|---------------------|-----|-------|----------|---|---|---|---|
| 1 | FRA19900825 | VALENTINO Manon | FRA | 250 | 250 1 | | | | |
| 2 | NZL19880710 | WALKER Sarah | NZL | 180 | 180 2 | | | | |
| 3 | ARG19810121 | DIAZ Maria Gabriela | ARG | 160 | 160 3 | | | | |
| 4 | FRA19890316 | POTTIER Magalie | FRA | 144 | 144 4 | | | | |
| 5 | AUS19901024 | BUCHANAN Caroline | AUS | 135 | 135 5 | | | | |
| 6 | COL19911010 | PAJON Mariana | COL | 105 | 105 6 | | | | |
| 7 | AUS19910625 | REYNOLDS Lauren | AUS | 102 | 102 7 | | | | |
| 8 | NED19900222 | SEESING Joyce | NED | 98 | 98 8 | | | | |
| 9 | CZE19830904 | HORÁKOVÁ Jana | CZE | 97 | 97 9 | | | | |
| 10 | LTU19830224 | RIMSAITE Vilma | LTU | 95 | 95 10 | | | | |
| 11 | VEN19910615 | HERNANDEZ Stefany | VEN | 90 | 90 11 | | | | |
| 12 | USA19930429 | CRAIN Brooke | USA | 80 | 80 12 | | | | |
| 13 | USA19910117W | POST Alise | USA | 71 | 71 13 | | | | |
| 13 | AUS19910630 | BRACKEN Rachel | AUS | 71 | 71 13 | | | | |
| 15 | COL19891003 | ZULUAGA Andrea | COL | 67 | 67 15 | | | | |
| 15 | AUS19930212 | MCLEOD Melinda | AUS | 67 | 67 15 | | | | |
| 17 | USA19900624 | CARR Amanda | USA | 63 | 63 17 | | | | |
| 17 | USA19890208 | GEVING Amanda | USA | 63 | 63 17 | | | | |
| 17 | USA19850730 | MARTIN Arielle | USA | 63 | 63 17 | | | | |
| 17 | USA19911014 | VERHAGEN Ashley | USA | 63 | 63 17 | | | | |
| 21 | FRA19870319 | DESPEAUX Amélie | FRA | 59 | 59 21 | | | | |
| 21 | CAN19860303 | COOLS Samantha | CAN | 59 | 59 21 | | | | |
| 21 | USA19930717 | WOLCOTT Taylor | USA | 59 | 59 21 | | | | |
| 21 | RSA19921110 | O'KEEFFE Teagan | RSA | 59 | 59 21 | | | | |
| 25 | CZE19840830 | HLADÍKOVÁ Aneta | CZE | 55 | 55 25 | | | | |



PRESENTED BY **swatch**+

Elite Women



World Cup Standing

| Rank | UCI Code | Name | NOC | Total | 1 | 2 | 3 | 4 | 5 |
|------|-------------|---------------------------------|------------|-----------|----------|---|---|---|---|
| 25 | FRA19900625 | AILLOUD Eva | FRA | 55 | 55 25 | | | | |
| 25 | ARG19930411 | SORIANO Florencia Ayelen | ARG | 55 | 55 25 | | | | |
| 25 | CZE19890427 | LABOUNKOVÁ Romana | CZE | 55 | 55 25 | | | | |
| 29 | USA19940401 | GEORGE Danielle | USA | 52 | 52 29 | | | | |
| 29 | FRA19930210 | LE ROUX Enora | FRA | 52 | 52 29 | | | | |
| 29 | ARG19890419 | RUARTE Maria Eugenia | ARG | 52 | 52 29 | | | | |
| 29 | LAT19910503 | ALEKSEJEW A Sandra | LAT | 52 | 52 29 | | | | |

Elite Men

World Cup Standing

| | | | |
|--------------------------|------------|-------------------------|------------|
| 1 Pietermaritzburg (RSA) | 09.04.2011 | 4 Sarasota, FL (USA) | 17.09.2011 |
| 2 Papendal (NED) | 28.05.2011 | 5 Chula Vista, CA (USA) | 01.10.2011 |
| 3 London (GBR) | 20.08.2011 | | |

| Rank | UCI Code | Name | NOC | Total | 1 | 2 | 3 | 4 | 5 |
|------|-------------|--------------------------------|-----|-------|----------|---|---|---|---|
| 1 | USA19920420 | SHARRAH Corben | USA | 222 | 222 1 | | | | |
| 2 | FRA19910212 | DAUDET Joris | FRA | 190 | 190 2 | | | | |
| 3 | AUS19841120 | YOUNG Khalen | AUS | 173 | 173 3 | | | | |
| 4 | NED19870114 | VAN DER BIEZEN Raymon | NED | 165 | 165 4 | | | | |
| 5 | COL19860827 | JIMENEZ CAICEDO Andres Eduardo | COL | 110 | 110 5 | | | | |
| 6 | NED19770430 | DE WILDE Robert | NED | 105 | 105 6 | | | | |
| 7 | CAN19920417 | NYHAUG Tory | CAN | 101 | 101 7 | | | | |
| 8 | USA19880509 | HERMAN David | USA | 90 | 90 8 | | | | |
| 9 | FRA19921014 | ANDRE Sylvain | FRA | 88 | 88 9 | | | | |
| 10 | AUS19910815 | WILLOUGHBY Sam | AUS | 86 | 86 10 | | | | |
| 11 | NZL19850911 | WILLERS Marc | NZL | 85 | 85 11 | | | | |
| 12 | USA19880710 | MEYERS Joshua | USA | 83 | 83 12 | | | | |
| 12 | NZL19910314 | PICKARD Kurt | NZL | 83 | 83 12 | | | | |
| 14 | COL19861219 | CASTRO HERRERA Augusto | COL | 80 | 80 14 | | | | |
| 14 | AUS19821209 | ROBINSON Michael | AUS | 80 | 80 14 | | | | |
| 16 | NED19910105 | VAN GORKOM Jelle | NED | 75 | 75 16 | | | | |
| 16 | NED19920609 | VAN GENDT Twan | NED | 75 | 75 16 | | | | |
| 18 | AUS19860101 | KIRKHAM Brian | AUS | 74 | 74 18 | | | | |
| 18 | FRA19860319 | HAMON Thomas | FRA | 74 | 74 18 | | | | |
| 20 | USA19891006 | LONG Nicholas | USA | 73 | 73 20 | | | | |
| 21 | COL19871116 | OQUENDO ZABALA Carlos | COL | 72 | 72 21 | | | | |
| 22 | FRA19861110 | GODET Damien | FRA | 69 | 69 22 | | | | |
| 23 | ECU19860612 | FALLA BUCHELY Emilio | ECU | 63 | 63 23 | | | | |
| 23 | USA19850522 | BROWN Tyler | USA | 63 | 63 23 | | | | |
| 25 | ARG19830522 | POLO Federico | ARG | 59 | 59 25 | | | | |

Elite Men
World Cup Standing

| Rank | UCI Code | Name | NOC | Total | 1 | 2 | 3 | 4 | 5 |
|------|-------------|------------------------------|-----|-------|----------|---|---|---|---|
| 25 | NED19880429 | SCHERPEN Martijn | NED | 59 | 59 25 | | | | |
| 25 | SUI19910103 | BLANC Renaud | SUI | 59 | 59 25 | | | | |
| 28 | USA19830617 | ROBINSON Donny | USA | 55 | 55 28 | | | | |
| 29 | GER19910319 | SCHLANG Daniel | GER | 52 | 52 29 | | | | |
| 29 | ECU19890604 | ENDARA MADERA Fausto | ECU | 52 | 52 29 | | | | |
| 29 | NED19860826 | VAN DER PUTTEN Ivo | NED | 52 | 52 29 | | | | |
| 29 | CZE19810401 | PROKOP Michal | CZE | 52 | 52 29 | | | | |
| 29 | AUS19880731 | HUBERT Thomas | AUS | 52 | 52 29 | | | | |
| 34 | RSA19900525 | LUBBE Gavin | RSA | 49 | 49 34 | | | | |
| 34 | COL19870521 | DIAZ MONTANA Jose | COL | 49 | 49 34 | | | | |
| 34 | GER19920914 | BRETHAUER Luis | GER | 49 | 49 34 | | | | |
| 34 | CZE19791016 | TAMME Lukáš | CZE | 49 | 49 34 | | | | |
| 34 | FRA19881012 | HOARAU Olivier | FRA | 49 | 49 34 | | | | |
| 34 | ARG19881116 | MARINO Ramiro | ARG | 49 | 49 34 | | | | |
| 34 | ITA19880726 | RICCARDI Romain | ITA | 49 | 49 34 | | | | |
| 34 | NED19851109 | BISELING Sander | NED | 49 | 49 34 | | | | |
| 42 | AUS19870618 | CAMERON Alexander | AUS | 46 | 46 42 | | | | |
| 42 | USA19861202 | NOBLES Barry | USA | 46 | 46 42 | | | | |
| 42 | AUS19930802 | GOODWIN Darryn | AUS | 46 | 46 42 | | | | |
| 42 | BRA19931025 | OSTETI Hugo Vasconcellos | BRA | 46 | 46 42 | | | | |
| 42 | CZE19900220 | SVUB Jan | CZE | 46 | 46 42 | | | | |
| 42 | LAT19891020 | GUTMANIS Maris | LAT | 46 | 46 42 | | | | |
| 42 | LAT19911101 | VEIDE Rihards | LAT | 46 | 46 42 | | | | |
| 42 | COL19860323 | SALAZAR LOPEZ Sergio Ignacio | COL | 46 | 46 42 | | | | |
| 50 | BEL19860502 | DUBOIS Arnaud | BEL | 43 | 43 50 | | | | |
| 50 | GER19941210 | SCHMIDT Julian | GER | 43 | 43 50 | | | | |
| 50 | NZL19910712 | JAMES Kurt | NZL | 43 | 43 50 | | | | |



PRESENTED BY **swatch**+

Elite Men



World Cup Standing

| Rank | UCI Code | Name | NOC | Total | 1 | 2 | 3 | 4 | 5 |
|------|-------------|----------------------|-----|-------|----------|---|---|---|---|
| 50 | ITA19801008 | DE VECCHI Manuel | ITA | 43 | 43 50 | | | | |
| 50 | DEN19830924 | THERKILDSEN Morten | DEN | 43 | 43 50 | | | | |
| 50 | NZL19930504 | WOODCOCK Trent | NZL | 43 | 43 50 | | | | |
| 50 | USA19890527 | FAORO Tyler | USA | 43 | 43 50 | | | | |
| 57 | USA19910503 | ANTHONY Alex | USA | 40 | 40 57 | | | | |
| 57 | SUI19881216 | KELLER Axel | SUI | 40 | 40 57 | | | | |
| 57 | SUI19890908 | GRAF David | SUI | 40 | 40 57 | | | | |
| 57 | LAT19880421 | TREIMANIS Edzus | LAT | 40 | 40 57 | | | | |
| 57 | CAN19890626 | BROWN James | CAN | 40 | 40 57 | | | | |
| 57 | ARG19930427 | BUSTOS Lucas Alfredo | ARG | 40 | 40 57 | | | | |
| 57 | NED19870211 | JASPERS Martijn | NED | 40 | 40 57 | | | | |
| 57 | CZE19890526 | TUMPACH Stepán | CZE | 40 | 40 57 | | | | |