



Coverbild



PRESENTED BY **swatch**+

Round 2

Papendal/Arnhem (NED)
27 - 28 May 2011

OFFICIAL RESULTS BOOK

© UCI 2011

Papendal, Netherland

27-28 May 2011 **date**

Woman: 420 meters

Men: 465 meters **track length**

Papendal, Dutch Olympic Training Centre **venue**

Tom Ritzenthaler ETDC **track design**

COVER



Designed by **AGS**
AHLGREN GRAPHICS SWEDEN
www.AhlgrenGraphics.com
VEIDEC

Track layout may be subject to change

Copyright © 2011 ELITETRAX INC. All rights reserved

BMX Supercross WC 2011 - Papendal (NED)



Number of Entries by NOC

As of 26 MAY 2011



NOC	Elite Men	Elite Women	Total Riders
ARG - Argentina	9	3	12
AUS - Australia	9	4	13
AUT - Austria		1	1
BEL - Belgium	3	1	4
BRA - Brazil	4	2	6
CAN - Canada	2		2
CHI - Chile	1		1
COL - Colombia	7	2	9
CZE - Czech Republic	5	3	8
DEN - Denmark	3	1	4
ECU - Ecuador	3		3
ESP - Spain	3		3
FRA - France	13	8	21
GBR - Great Britain	2		2
GER - Germany	5	2	7
HUN - Hungary	4		4
ITA - Italy	4		4
JPN - Japan	3		3
LAT - Latvia	6	1	7
LTU - Lithuania		1	1
MEX - Mexico	1		1
NED - Netherlands	15	3	18
NOR - Norway	3		3
NZL - New Zealand	6	1	7
PUR - Puerto Rico	1		1
RSA - South Africa	1	1	2
RUS - Russian Federation	1		1
SUI - Switzerland	7		7
USA - United States	12	6	18
VEN - Venezuela		1	1
Total:	133	41	174
Number of NOCs:	27	17	30

BMX Supercross WC 2011 - Papendal (NED)
Elite Women



Entry List by Event

As of 26 MAY 2011



NOC	Bike Number	Name	SX Ranking	UCI Code	Date of Birth
ARG - Argentina	446	DIAZ Maria Gabriela	3	ARG19810121	21 JAN 1981
	109	DUTTO Maria Belen		ARG19870522	22 MAY 1987
	110	RUARTE Maria Eugenia	29	ARG19890419	19 APR 1989
AUS - Australia	6	BRACKEN Rachel	13	AUS19910630	30 JUN 1991
	68	BUCHANAN Caroline	5	AUS19901024	24 OCT 1990
	115	McLEOD Melinda	15	AUS19930212	12 FEB 1993
	21	REYNOLDS Lauren	7	AUS19910625	25 JUN 1991
AUT - Austria	123	MOLCIK Anita		AUT19801112	12 NOV 1980
BEL - Belgium	91	van HOOFF Elke		BEL19911216	16 DEC 1991
BRA - Brazil	116	QUINALHA Bianca Ijano		BRA19931003	3 OCT 1993
	118	STEVUX Priscila Carnaval		BRA19931202	2 DEC 1993
COL - Colombia	100	PAJON Mariana	6	COL19911010	10 OCT 1991
	89	ZULUAGA Andrea	15	COL19891003	3 OCT 1989
CZE - Czech Republic	52	HLADÍKOVÁ Aneta	25	CZE19840830	30 AUG 1984
	83	HORÁKOVÁ Jana	9	CZE19830904	4 SEP 1983
	27	LABOUNKOVÁ Romana	25	CZE19890427	27 APR 1989
DEN - Denmark	102	CHRISTENSEN Simone		DEN19940210	10 FEB 1994
FRA - France	57	AILLOUD Eva	25	FRA19900625	25 JUN 1990
	95	COTTEREAU Blandine		FRA19860515	15 MAY 1986
	19	DESPEAUX Amélie	21	FRA19870319	19 MAR 1987
	86	le CORGUILLÉ Audrey		FRA19860729W	29 JUL 1986
	120	le ROUX Enora	29	FRA19930210	10 FEB 1993
	106	MAIRE Camille		FRA19940407	7 APR 1994
	50	POTTIER Magalie	4	FRA19890316	16 MAR 1989
971	VALENTINO Manon	1	FRA19900825	25 AUG 1990	
GER - Germany	107	PRIES Nadja		GER19940520	20 MAY 1994
	124	RUNGE Regula		GER19891008	8 OCT 1989
LAT - Latvia	98	ALEKSEJEWA Sandra	29	LAT19910503	3 MAY 1991
LTU - Lithuania	222	RIMSAITE Vilma	10	LTU19830224	24 FEB 1983
NED - Netherlands	44	SEESING Joyce	8	NED19900222	22 FEB 1990
	108	SMULDERS Laura		NED19931209	9 DEC 1993
	75	van BENTHEM Merle		NED19921207	7 DEC 1992
NZL - New Zealand	96	WALKER Sarah	2	NZL19880710	10 JUL 1988
RSA - South Africa	125	O'KEEFFE Teagan	21	RSA19921110	10 NOV 1992

BMX Supercross WC 2011 - Papendal (NED)
Elite Women



Entry List by Event

As of 26 MAY 2011



NOC	Bike Number	Name	SX Ranking	UCI Code	Date of Birth
USA - United States	39	CARR Amanda	17	USA19900624	24 JUN 1990
	103	CRAIN Brooke	12	USA19930429	29 APR 1993
	105	GEORGE Danielle	29	USA19940401	1 APR 1994
	15	MARTIN Arielle	17	USA19850730	30 JUL 1985
	11	POST Alise	13	USA19910117W	17 JAN 1991
	121	VERHAGEN Ashley	17	USA19911014	14 OCT 1991
VEN - Venezuela	469	HERNANDEZ Stefany	11	VEN19910615	15 JUN 1991

NOTES

All changes are available in INFO

BMX Supercross WC 2011 - Papendal (NED)

Elite Men



Entry List by Event

As of 26 MAY 2011



NOC	Bike Number	Name	SX Ranking	UCI Code	Date of Birth
ARG - Argentina	132	BUSTOS Lucas Alfredo	57	ARG19930427	27 APR 1993
	210	COSTIGLILOLO Martin		ARG19870616	16 JUN 1987
	160	MATURANO Fabricio		ARG19810515	15 MAY 1981
	223	MONTENEGRO Cesar Matias		ARG19921204	4 DEC 1992
	261	NARPE Facundo Martin		ARG19910328	28 MAR 1991
	322	PIZARRO Ernesto Gabriel		ARG19910412	12 APR 1991
	170	PODESTA Agustin		ARG19840102	2 JAN 1984
	909	POLO Federico Gabriel	25	ARG19830522	22 MAY 1983
	205	VILLEGAS Federico		ARG19940713	13 JUL 1994
AUS - Australia	457	CALLAN Joshua		AUS19910408	8 APR 1991
	144	DEAN Anthony		AUS19910422	22 APR 1991
	217	GOODWIN Darryn	42	AUS19930802	2 AUG 1993
	218	HUBERT Thomas	29	AUS19880731	31 JUL 1988
	42	KIRKHAM Brian	18	AUS19860101	1 JAN 1986
	17	MADILL Luke		AUS19800528	28 MAY 1980
	82	ROBINSON Michael	14	AUS19821209	9 DEC 1982
	91	WILLOUGHBY Sam	10	AUS19910815	15 AUG 1991
	97	YOUNG Khalen	3	AUS19841120	20 NOV 1984
BEL - Belgium	216	DUBOIS Arnaud	50	BEL19860502	2 MAY 1986
	245	JACOBS Toon		BEL19870925	25 SEP 1987
	237	WARNIER Bryan		BEL19911001	1 OCT 1991
BRA - Brazil	219	MARTINS FERREIRA Igor		BRA19930515	15 MAY 1993
	220	MIRANDA Leandro Dal Farra		BRA19920211	11 FEB 1992
	236	OSTETI Hugo Vasconcelos	42	BRA19931025	25 OCT 1993
	215	REIS Rogerio		BRA19920317	17 MAR 1992
CAN - Canada	162	McCORMACK Connor		CAN19930108	8 JAN 1993
	49	NYHAUG Tory	7	CAN19920417	17 APR 1992
CHI - Chile	229	AGUIRRE Elias		CHI19920329	29 MAR 1992
COL - Colombia	511	CALIXTO Miguel		COL	
	114	CASTRO HERRERA Augusto	14	COL19861219	19 DEC 1986
	60	DIAZ MONTANA Jose	34	COL19870521	21 MAY 1987
	717	JIMENEZ CAICEDO Andres Eduardo	5	COL19860827	27 AUG 1986
	566	OQUENDO ZABALA Carlos	21	COL19871116	16 NOV 1987
	240	RAMIREZ YEPEZ Carlos Alberto		COL19940312	12 MAR 1994
CZE - Czech Republic	56	SALAZAR LOPEZ Sergio Ignacio	42	COL19860323	23 MAR 1986
	12	PROKOP Michal	29	CZE19810401	1 APR 1981
	913	SVUB Jan	42	CZE19900220	20 FEB 1990
	18	TAMME Lukáš	34	CZE19791016	16 OCT 1979
	103	TUMPACH Stepán	57	CZE19890526	26 MAY 1989
DEN - Denmark	46	VODAK Marek		CZE19900928	28 SEP 1990
	191	ANDREASEN Klaus Bøgh		DEN19870710	10 JUL 1987

BMX Supercross WC 2011 - Papendal (NED)

Elite Men




Entry List by Event

As of 26 MAY 2011



NOC	Bike Number	Name	SX Ranking	UCI Code	Date of Birth
DEN - Denmark	308	LAUSTSEN Niclas		DEN19920830	30 AUG 1992
	102	THERKILDSEN Morten	50	DEN19830924	24 SEP 1983
ECU - Ecuador	135	CAMPO Alfredo		ECU19930302	2 MAR 1993
	126	ENDARA MADERA Fausto	29	ECU19890604	4 JUN 1989
	50	FALLA BUCHELY Emilio	23	ECU19860612	12 JUN 1986
ESP - Spain	127	ALEPUZ LÓPEZ Gonzalo		ESP19941020	20 OCT 1994
	152	GALAN CARRASCO Pablo		ESP19861124	24 NOV 1986
	155	KIM PEÑA Alejandro		ESP19931118	18 NOV 1993
FRA - France	609	BACHELARD Benjamin		FRA19920708	8 JUL 1992
	14	CALEYRON Quentin		FRA19880130	30 JAN 1988
	3	DAUDET Joris	2	FRA19910212	12 FEB 1991
	145	DUCHENE Simon		FRA19880511	11 MAY 1988
	274	GAGNU Francky		FRA19870327	27 MAY 1987
	69	GODET Damien	22	FRA19861110	10 NOV 1986
	169	GODET Julien		FRA19890926	26 SEP 1989
	115	GOUX Lilian		FRA19890515	15 MAY 1989
	4	HAMON Thomas	18	FRA19860319	19 MAR 1986
	331	MANTION Rémi		FRA19910315	15 MAR 1991
	96	MARTINEZ Lorin		FRA19920116	16 JAN 1992
	120	PELLUARD Vincent		FRA19900503	31 MAY 1990
818	PERRIER Julian		FRA19880504	4 MAY 1988	
GBR - Great Britain	181	BLOOMFIELD Marcus		GBR19810122	22 JAN 1981
	157	MANATON Curtis		GBR19931102	2 NOV 1993
GER - Germany	689	BAIER Maik		GER19890620	20 JUN 1989
	572	BRETHAUER Luis	34	GER19920914	14 SEP 1992
	156	LEHNER Severin		GER19940220	20 FEB 1994
	787	LINDENMEYER Thorsten		GER19871217	17 DEC 1987
	176	SCHMIDT Julian	50	GER19941210	10 DEC 1994
HUN - Hungary	130	BUJKI Bence		HUN19930925	25 SEP 1993
	173	PRAJCZER Peter		HUN19780526	26 MAY 1978
	174	ROZSENICH Gabor		HUN19910914	14 SEP 1991
	189	SZOBOSZLAI Patrik		HUN19930218	18 FEB 1993
ITA - Italy	133	CRISTOFOLI Roberto		ITA19900129	29 JAN 1990
	28	de VECCHI Manuel	50	ITA19801008	8 OCT 1980
	117	FANTONI Giacomo		ITA19910318	18 MAR 1991
	421	RICCARDI Romain	34	ITA19880726	26 JUL 1988
JPN - Japan	38	MATSUSHITA Tatsumi		JPN19910924	24 SEP 1991
	57	SAKAMOTO Akifumi		JPN19820225	25 FEB 1982
	79	SAMPEI Masahiro		JPN19900502	2 MAY 1990
LAT - Latvia	149	GUTMANIS Maris	42	LAT19891020	20 OCT 1989

Timing and Results by  SWISS TIMING

www.bmxholland.com

www.bmx-results.com

CBM000_32C 4.0

Report Created THU 26 MAY 2011 13:41

Page 2 / 4



BMX Supercross WC 2011 - Papendal (NED)

Elite Men



Entry List by Event

As of 26 MAY 2011



NOC	Bike Number	Name	SX Ranking	UCI Code	Date of Birth
LAT - Latvia	158	MANKUS Toms		LAT19890317	17 MAR 1989
	31	MATISONS Arturs		LAT19850506	6 MAY 1985
	197	TREIMANIS Edzus	57	LAT19880421	21 APR 1988
	198	VEIDE Rihards	42	LAT19911101	1 NOV 1991
	203	VEKSA Kristaps		LAT19940130	30 JAN 1994
MEX - Mexico	165	MIRELES Christopher		MEX19921125	25 NOV 1992
NED - Netherlands	40	BISELING Sander	34	NED19851109	9 NOV 1985
	138	de JONG Pim		NED19941029	29 OCT 1994
	150	HARMSSEN Joris		NED19921126	26 NOV 1992
	199	HEIJNE Frank		NED19870913	13 SEP 1987
	208	HOOGLAND Jeffrey		NED19930316	16 MAR 1993
	92	JASPERS Martijn	57	NED19870211	11 FEB 1987
	15	SCHERPEN Martijn	25	NED19880429	29 APR 1988
	195	TEN VAARWERK Tyson		NED19940823	23 AUG 1994
	311	TEPPER Niels		NED19870706	6 JUL 1987
	161	van de WETERING Glenn		NED19910206	6 FEB 1991
	121	van der BIEZEN Raymon	4	NED19870114	14 JAN 1987
	186	van der KOLK Robin		NED19900618	18 JUN 1990
666	van der PUTTEN Ivo	29	NED19860826	26 AUG 1986	
148	van GENDT Twan	16	NED19920609	9 JUN 1992	
37	van GORKOM Jelle	16	NED19910105	5 JAN 1991	
NOR - Norway	20	AGUILUZ Andre Fossa		NOR19910526	26 MAY 1991
	239	HELLEVIK Martin		NOR19921201	1 DEC 1992
	32	KARTFJORD Sebastian		NOR19870806	6 AUG 1987
NZL - New Zealand	146	FOX Nicholas		NZL19931113	13 NOV 1993
	147	FRANKS Daniel		NZL19931002	2 OCT 1993
	167	JAMES Kurt	50	NZL19910712	12 JUL 1991
	154	PICKARD Kurt	12	NZL19910314	14 MAR 1991
	777	WILLERS Marc	11	NZL19850911	11 SEP 1985
	206	WOODCOCK Trent	50	NZL19930504	4 MAY 1993
PUR - Puerto Rico	180	SMITH LOPEZ Dennison		PUR19880806	6 AUG 1988
RSA - South Africa	247	HOLDSTOCK Dean		RSA19890629	29 JUN 1989
RUS - Russian Federation	142	DEMKIN Sergey		RUS19890309	9 MAR 1989
SUI - Switzerland	373	BLANC Renaud	25	SUI19910103	3 JAN 1991
	48	GRAF David	57	SUI19890908	8 SEP 1989
	58	KELLER Axel	57	SUI19881216	16 DEC 1988
	43	LAPRAZ Yvan		SUI19890809	9 AUG 1989
	13	RINDERKNECHT Roger		SUI19810504	4 MAY 1981
	182	SOPPELSA Dino		SUI19930731	31 JUL 1993
	194	TANNIGER Romain		SUI19930928	28 SEP 1993

BMX Supercross WC 2011 - Papendal (NED)
Elite Men



Entry List by Event


As of 26 MAY 2011



NOC	Bike Number	Name	SX Ranking	UCI Code	Date of Birth
USA - United States	86	ANTHONY Alex	57	USA19910503	3 MAY 1991
	316	BROWN Tyler	23	USA19850522	22 MAY 1985
	365	DAY Mike		USA19841019	19 OCT 1984
	954	FAORO Tyler	50	USA19890527	27 MAY 1989
	80	HERMAN David	8	USA19880509	9 MAY 1988
	64	LONG Nicholas	20	USA19891006	6 OCT 1989
	61	MEYERS Joshua	12	USA19880710	10 JUL 1988
	99	REID Corey		USA19880301	1 MAR 1988
	10	ROBINSON Donny	28	USA19830617	17 JUN 1983
	98	ROGERS Jason		USA19851118	18 NOV 1985
	24	SHARRAH Corben	1	USA19920420	20 APR 1992
	207	WOODMANSEE Johnny		USA19890530	30 MAY 1989

NOTES

All changes are available in INFO

Timing and Results by  **SWISS TIMING**

www.bmxholland.com

www.bmx-results.com

CBM000_32C 4.0

Report Created THU 26 MAY 2011 13:41

Page 4 / 4



BMX Supercross WC 2011 - Papendal (NED)

27 MAY 2011
13:00

Elite Women
Time Trial



Start List



Start Order	Bike Number	SX Rank	Name	NOC Code	Date of Birth	Run1	Superfinal
1	107		PRIES Nadja	GER	20 MAY 1994		
2	102		CHRISTENSEN Simone	DEN	10 FEB 1994		
3	108		SMULDERS Laura	NED	9 DEC 1993		
4	116		QUINALHA Bianca Ijano	BRA	3 OCT 1993		
5	118		STEVUX Priscila Carnaval	BRA	2 DEC 1993		
6	106		MAIRE Camille	FRA	7 APR 1994		
7	109		DUTTO Maria Belen	ARG	22 MAY 1987		
8	95		COTTEREAU Blandine	FRA	15 MAY 1986		
9	75		van BENTHEM Merle	NED	7 DEC 1992		
10	123		MOLCIK Anita	AUT	12 NOV 1980		
11	91		van HOOFF Elke	BEL	16 DEC 1991		
12	86		le CORGUILLÉ Audrey	FRA	29 JUL 1986		
13	124		RUNGE Regula	GER	8 OCT 1989		
14	120	29	le ROUX Enora	FRA	10 FEB 1993		
15	105	29	GEORGE Danielle	USA	1 APR 1994		
16	115	15	McLEOD Melinda	AUS	12 FEB 1993		
17	103	12	CRAIN Brooke	USA	29 APR 1993		
18	110	29	RUARTE Maria Eugenia	ARG	19 APR 1989		
19	98	29	ALEKSEJEWА Sandra	LAT	3 MAY 1991		
20	52	25	HLADÍKOVÁ Aneta	CZE	30 AUG 1984		
21	57	25	AILLOUD Eva	FRA	25 JUN 1990		
22	27	25	LABOUNKOVÁ Romana	CZE	27 APR 1989		
23	19	21	DESPEAUX Amélie	FRA	19 MAR 1987		
24	125	21	O'KEEFFE Teagan	RSA	10 NOV 1992		
25	15	17	MARTIN Arielle	USA	30 JUL 1985		
26	39	17	CARR Amanda	USA	24 JUN 1990		
27	121	17	VERHAGEN Ashley	USA	14 OCT 1991		
28	89	15	ZULUAGA Andrea	COL	3 OCT 1989		
29	6	13	BRACKEN Rachel	AUS	30 JUN 1991		
30	11	13	POST Alise	USA	17 JAN 1991		
31	469	11	HERNANDEZ Stefany	VEN	15 JUN 1991		
32	222	10	RIMSAITE Vilma	LTU	24 FEB 1983		
33	83	9	HORÁKOVÁ Jana	CZE	4 SEP 1983		
34	44	8	SEESING Joyce	NED	22 FEB 1990		
35	21	7	REYNOLDS Lauren	AUS	25 JUN 1991		
36	100	6	PAJON Mariana	COL	10 OCT 1991		
37	68	5	BUCHANAN Caroline	AUS	24 OCT 1990		
38	50	4	POTTIER Magalie	FRA	16 MAR 1989		
39	446	3	DIAZ Maria Gabriela	ARG	21 JAN 1981		
40	96	2	WALKER Sarah	NZL	10 JUL 1988		
41	971	1	VALENTINO Manon	FRA	25 AUG 1990		

Qualification Rule: best 32 riders qualify for the next round.

best 16 qualify for TimeTrial-Superfinal.

BMX Supercross WC 2011 - Papendal (NED)

Elite Women
Time Trial

27 MAY 2011
13:00



Results



Rank	Bike Number	Name	NOC Code	Run1		Qualified	Superfinal
				Time	Gap		
1	96	WALKER Sarah	NZL	37.666	0.000	Q	Q
2	27	LABOUNKOVÁ Romana	CZE	37.699	+0.033	Q	Q
3	100	PAJON Mariana	COL	38.278	+0.612	Q	Q
4	103	CRAIN Brooke	USA	38.485	+0.819	Q	Q
5	15	MARTIN Arielle	USA	38.552	+0.886	Q	Q
6	50	POTTIER Magalie	FRA	38.627	+0.961	Q	Q
7	115	McLEOD Melinda	AUS	38.718	+1.052	Q	Q
8	108	SMULDERS Laura	NED	38.972	+1.306	Q	Q
9	44	SEESING Joyce	NED	39.042	+1.376	Q	Q
10	446	DIAZ Maria Gabriela	ARG	39.195	+1.529	Q	Q
11	19	DESPEAUX Amélie	FRA	39.415	+1.749	Q	Q
12	39	CARR Amanda	USA	39.717	+2.051	Q	Q
13	52	HLADÍKOVÁ Aneta	CZE	39.932	+2.266	Q	Q
14	6	BRACKEN Rachel	AUS	40.026	+2.360	Q	Q
15	83	HORÁKOVÁ Jana	CZE	40.072	+2.406	Q	Q
16	68	BUCHANAN Caroline	AUS	40.094	+2.428	Q	Q
17	86	le CORGUILLÉ Audrey	FRA	40.099	+2.433	Q	
18	222	RIMSAITE Vilma	LTU	40.193	+2.527	Q	
19	971	VALENTINO Manon	FRA	40.252	+2.586	Q	
20	469	HERNANDEZ Stefany	VEN	40.382	+2.716	Q	
21	91	van HOOFF Elke	BEL	40.399	+2.733	Q	
22	102	CHRISTENSEN Simone	DEN	40.589	+2.923	Q	
23	120	le ROUX Enora	FRA	40.675	+3.009	Q	
24	125	O'KEEFFE Teagan	RSA	40.882	+3.216	Q	
25	89	ZULUAGA Andrea	COL	40.934	+3.268	Q	
26	124	RUNGE Regula	GER	40.988	+3.322	Q	
27	118	STEVUX Priscila Carnaval	BRA	41.141	+3.475	Q	
28	105	GEORGE Danielle	USA	41.273	+3.607	Q	
29	106	MAIRE Camille	FRA	41.360	+3.694	Q	
30	95	COTTEREAU Blandine	FRA	41.411	+3.745	Q	
31	121	VERHAGEN Ashley	USA	41.531	+3.865	Q	
32	116	QUINALHA Bianca Ijano	BRA	41.785	+4.119	Q	
33	98	ALEKSEJEWА Sandra	LAT	41.877	+4.211		
34	21	REYNOLDS Lauren	AUS	48.193	+10.527		
35	110	RUARTE Maria Eugenia	ARG	1:07.268	+29.602		
	11	POST Alise	USA	DNS			
	57	AILLOUD Eva	FRA	DNS			
	123	MOLCIK Anita	AUT	DNS			
	75	van BENTHEM Merle	NED	DNS			
	109	DUTTO Maria Belen	ARG	DNS			
	107	PRIES Nadja	GER	DNS			



BMX Supercross WC 2011 - Papendal (NED)

Elite Women
Time Trial

27 MAY 2011
13:00



Results



LEGEND
DNS Did Not Start



BMX Supercross WC 2011 - Papendal (NED)

27 MAY 2011
13:00

Elite Women
Time Trial



Results - Superfinal



Rank	Bike Number	Name	NOC Code	Date of Birth	Run1	
					Time	Gap
1	27	LABOUNKOVÁ Romana	CZE	27.04.1989	36.890	0.000
2	96	WALKER Sarah	NZL	10.07.1988	37.093	+0.203
3	50	POTTIER Magalie	FRA	16.03.1989	37.518	+0.628
4	100	PAJON Mariana	COL	10.10.1991	37.629	+0.739
5	15	MARTIN Arielle	USA	30.07.1985	37.825	+0.935
6	68	BUCHANAN Caroline	AUS	24.10.1990	37.882	+0.992
7	83	HORÁKOVÁ Jana	CZE	04.09.1983	38.421	+1.531
8	52	HLADÍKOVÁ Aneta	CZE	30.08.1984	38.492	+1.602
9	39	CARR Amanda	USA	24.06.1990	38.690	+1.800
10	6	BRACKEN Rachel	AUS	30.06.1991	38.767	+1.877
11	44	SEESING Joyce	NED	22.02.1990	39.000	+2.110
12	446	DIAZ Maria Gabriela	ARG	21.01.1981	39.121	+2.231
13	103	CRAIN Brooke	USA	29.04.1993	39.126	+2.236
14	19	DESPEAUX Amélie	FRA	19.03.1987	39.140	+2.250
15	115	McLEOD Melinda	AUS	12.02.1993	39.484	+2.594
16	108	SMULDERS Laura	NED	09.12.1993	40.073	+3.183

BMX Supercross WC 2011 - Papendal (NED)

27 MAY 2011
13:00

Elite Women
Time Trial Run1




Results Time Trials with Split Times



Rank	Bike Number	Name	NOC Code	START		SPEED		IT1			IT2			IT3			RUN		
				Rk	Time	Beh.	Rk	Speed	Rk	Time	Beh.	Rk	Time	Beh.	Rk	Time	Beh.	Time	Beh.
1	96	WALKER Sarah	NZL	1	0.510	0.000	7	52.682	2	11.855	+0.379	2	21.957	+0.803	1	32.400	0.000	37.666	0.000
2	27	LABOUNKOVA Romana	CZE	35	2.849	+2.339	3	53.333	10	12.401	+0.925	4	22.046	+0.892	3	32.818	+0.418	37.699	+0.033
3	100	PAJON Mariana	COL	27	0.589	+0.079	7	52.682	4	12.045	+0.569	6	22.211	+1.057	2	32.653	+0.253	38.278	+0.612
4	103	CRAIN Brooke	USA	5	0.538	+0.028	1	53.999	11	12.414	+0.938	7	22.257	+1.103	6	33.331	+0.931	38.485	+0.819
5	15	MARTIN Arielle	USA	28	0.603	+0.093	21	50.823	9	12.306	+0.830	8	22.304	+1.150	5	33.294	+0.894	38.552	+0.886
6	50	POTTIER Magalie	FRA	10	0.540	+0.030	21	50.823	3	11.858	+0.382	3	21.971	+0.817	4	33.070	+0.670	38.627	+0.961
7	115	McLEOD Melinda	AUS	13	0.550	+0.040	16	51.428	5	12.127	+0.651	9	22.308	+1.154	9	33.555	+1.155	38.718	+1.052
8	108	SMULDERS Laura	NED	2	0.526	+0.016	16	51.428	18	12.678	+1.202	11	22.835	+1.681	8	33.492	+1.092	38.972	+1.306
9	44	SEESING Joyce	NED	12	0.549	+0.039	3	53.333	16	12.629	+1.153	17	23.068	+1.914	11	33.629	+1.229	39.042	+1.376
10	446	DIAZ Maria Gabriela	ARG	26	0.587	+0.077	7	52.682	6	12.181	+0.705	5	22.208	+1.054	7	33.460	+1.060	39.195	+1.529
11	19	DESPEAUX Amélie	FRA	23	0.577	+0.067	12	52.048	12	12.497	+1.021	10	22.683	+1.529	10	33.557	+1.157	39.415	+1.749
12	39	CARR Amanda	USA	32	0.609	+0.099	12	52.048	27	13.025	+1.549	16	23.025	+1.871	12	34.035	+1.635	39.717	+2.051
13	52	HLADIKOVA Aneta	CZE	21	0.569	+0.059	7	52.682	24	12.935	+1.459	20	23.289	+2.135	16	34.480	+2.080	39.932	+2.266
14	6	BRACKEN Rachel	AUS	15	0.553	+0.043	21	50.823	35	13.242	+1.766	24	23.455	+2.301	14	34.389	+1.989	40.026	+2.360
15	83	HORÁKOVÁ Jana	CZE	15	0.553	+0.043	21	50.823	17	12.652	+1.176	13	22.870	+1.716	20	34.672	+2.272	40.072	+2.406
16	68	BUCHANAN Caroline	AUS	22	0.576	+0.066	3	53.333	7	12.186	+0.710	23	23.419	+2.265	15	34.472	+2.072	40.094	+2.428
17	86	le CORGILLÉ Audrey	FRA	19	0.564	+0.054	21	50.823	14	12.611	+1.135	14	22.909	+1.755	13	34.352	+1.952	40.099	+2.433
18	222	RIMSAITE Vilma	LTU	24	0.580	+0.070	12	52.048	21	12.870	+1.394	21	23.331	+2.177	19	34.640	+2.240	40.193	+2.527
19	971	VALENTINO Manon	FRA	30	0.607	+0.097	1	53.999	13	12.567	+1.091	25	23.479	+2.325	17	34.590	+2.190	40.252	+2.586
20	469	HERNANDEZ Stefany	VEN	25	0.586	+0.076	7	52.682	28	13.076	+1.600	29	23.710	+2.556	18	34.631	+2.231	40.382	+2.716
21	91	van HOOFF Elke	BEL	29	0.606	+0.096	16	51.428	23	12.910	+1.434	22	23.343	+2.189	21	34.748	+2.348	40.399	+2.733
22	102	CHRISTENSEN Simone	DEN	18	0.559	+0.049	32	49.655	32	13.115	+1.639	28	23.697	+2.543	24	35.013	+2.613	40.589	+2.923
23	120	le ROUX Enora	FRA	31	0.608	+0.098	16	51.428	26	13.001	+1.525	26	23.548	+2.394	22	34.868	+2.468	40.675	+3.009
24	125	O'KEEFE Teagan	RSA	17	0.555	+0.045	29	50.232	29	13.079	+1.603	27	23.578	+2.424	28	35.225	+2.825	40.882	+3.216
25	89	ZULUAGA Andrea	COL	20	0.565	+0.055	16	51.428	8	12.291	+0.815	12	22.854	+1.700	26	35.090	+2.690	40.934	+3.268
26	124	RUNGE Regula	GER	34	0.692	+0.182	21	50.823	22	12.909	+1.433	32	23.994	+2.840	27	35.223	+2.823	40.988	+3.322
27	118	STEVUX Priscila Carnaval	BRA	11	0.548	+0.038	33	48.539	20	12.796	+1.320	19	23.177	+2.023	23	34.982	+2.582	41.141	+3.475
28	105	GEORGE Danielle	USA	4	0.528	+0.018	12	52.048	15	12.626	+1.150	18	23.098	+1.944	25	35.034	+2.634	41.273	+3.607
29	106	MAIRE Camille	FRA	8	0.539	+0.029	29	50.232	30	13.102	+1.626	30	23.796	+2.642	29	35.307	+2.907	41.360	+3.694
30	95	COTTEREAU Blandine	FRA	8	0.539	+0.029	29	50.232	34	13.206	+1.730	31	23.838	+2.684	31	35.484	+3.084	41.411	+3.745
31	121	VERHAGEN Ashley	USA	2	0.526	+0.016	3	53.333	19	12.680	+1.204	15	23.001	+1.847	30	35.458	+3.058	41.531	+3.865
32	116	QUINALHA Bianca Ijano	BRA	14	0.552	+0.042	21	50.823	33	13.136	+1.660	34	24.071	+2.917	32	35.764	+3.364	41.785	+4.119
33	98	ALEKSEJEWА Sandra	LAT	5	0.538	+0.028	35	47.472	31	13.103	+1.627	33	24.030	+2.876	33	36.142	+3.742	41.877	+4.211
34	21	REYNOLDS Lauren	AUS	5	0.538	+0.028	33	48.539	1	11.476	0.000	1	21.154	0.000	34	42.341	+9.941	48.193	+10.527
35	110	RUARTE Maria Eugenia	ARG	33	0.634	+0.124	21	50.823	25	12.991	+1.515	35	24.736	+3.582	35	57.063	+24.663	1:07.268	+29.602
	11	POST Alise	USA															DNS	DNS
	57	AILLOUD Eva	FRA															DNS	DNS
	123	MOLCIK Anita	AUT															DNS	DNS
	75	van BENTHEM Merle	NED															DNS	DNS
	109	DUTTO Maria Belen	ARG															DNS	DNS
	107	PRIES Nadja	GER															DNS	DNS

LEGEND

DNS Did Not Start

Timing and Results by  SWISS TIMING

www.bmxholland.com

www.bmx-results.com

CBW01_73A_ST 1.0

Report Created FRI 27 MAY 2011 13:41

Page 1 / 1



PAPENDAL 
HOTEL AND CONFERENCE CENTRE



provincie
Gelderland

PAPENDAL 
NATIONAAL SPORTCENTRUM

BMX Supercross WC 2011 - Papendal (NED)

27 MAY 2011
13:00

Elite Women
Time Trial Run2



Results Time Trials with Split Times



Rank	Bike Number	Name	NOC Code	START			SPEED		IT1			IT2			IT3			RUN	
				Rk	Time	Beh.	Rk	Speed	Rk	Time	Beh.	Rk	Time	Beh.	Rk	Time	Beh.	Time	Beh.
1	27	LABOUNKOVÁ Romana	CZE	13	0.573	+0.045	1	53.999	3	11.956	+0.200	2	21.745	+0.019	1	31.828	0.000	36.890	0.000
2	96	WALKER Sarah	NZL	9	0.550	+0.022	6	52.682	1	11.756	0.000	1	21.726	0.000	2	31.969	+0.141	37.093	+0.203
3	50	POTTIER Magalie	FRA	5	0.541	+0.013	16	49.655	7	12.097	+0.341	3	21.769	+0.043	3	32.319	+0.491	37.518	+0.628
4	100	PAJON Mariana	COL	16	0.581	+0.053	3	53.333	2	11.930	+0.174	9	22.263	+0.537	5	32.440	+0.612	37.629	+0.739
5	15	MARTIN Arielle	USA	6	0.547	+0.019	12	50.823	5	12.066	+0.310	4	21.898	+0.172	4	32.370	+0.542	37.825	+0.935
6	68	BUCHANAN Caroline	AUS	11	0.565	+0.037	3	53.333	4	12.061	+0.305	8	22.188	+0.462	6	32.793	+0.965	37.882	+0.992
7	83	HORÁKOVÁ Jana	CZE	7	0.548	+0.020	12	50.823	15	12.676	+0.920	14	22.679	+0.953	10	33.444	+1.616	38.421	+1.531
8	52	HLADÍKOVÁ Aneta	CZE	7	0.548	+0.020	8	52.048	11	12.417	+0.661	11	22.532	+0.806	9	33.309	+1.481	38.492	+1.602
9	39	CARR Amanda	USA	14	0.574	+0.046	10	51.428	10	12.254	+0.498	5	22.042	+0.316	8	33.218	+1.390	38.690	+1.800
10	6	BRACKEN Rachel	AUS	4	0.532	+0.004	10	51.428	6	12.072	+0.316	7	22.156	+0.430	7	33.118	+1.290	38.767	+1.877
11	44	SEESING Joyce	NED	11	0.565	+0.037	6	52.682	14	12.611	+0.855	12	22.639	+0.913	12	33.542	+1.714	39.000	+2.110
12	446	DIAZ Maria Gabriela	ARG	15	0.579	+0.051	3	53.333	8	12.189	+0.433	6	22.112	+0.386	14	33.675	+1.847	39.121	+2.231
13	103	CRAIN Brooke	USA	10	0.556	+0.028	1	53.999	9	12.243	+0.487	10	22.443	+0.717	11	33.465	+1.637	39.126	+2.236
14	19	DESPEAUX Amélie	FRA	3	0.531	+0.003	8	52.048	12	12.473	+0.717	13	22.669	+0.943	13	33.621	+1.793	39.140	+2.250
15	115	McLEOD Melinda	AUS	2	0.530	+0.002	12	50.823	16	12.719	+0.963	15	23.055	+1.329	15	34.132	+2.304	39.484	+2.594
16	108	SMULDERS Laura	NED	1	0.528	0.000	12	50.823	13	12.569	+0.813	16	23.122	+1.396	16	34.438	+2.610	40.073	+3.183

BMX Supercross WC 2011 - Papendal (NED)

27 MAY 2011
13:45

Elite Men
Time Trial



Start List



Start Order	Bike Number	SX Rank	Name	NOC Code	Date of Birth	Run1	Superfinal
1	182		SOPPELSA Dino	SUI	31 JUL 1993		
2	135		CAMPO Alfredo	ECU	2 MAR 1993		
3	194		TANNIGER Romain	SUI	28 SEP 1993		
4	146		FOX Nicholas	NZL	13 NOV 1993		
5	147		FRANKS Daniel	NZL	2 OCT 1993		
6	208		HOOGLAND Jeffrey	NED	16 MAR 1993		
7	162		McCORMACK Connor	CAN	8 JAN 1993		
8	219		MARTINS FERREIRA Igor	BRA	15 MAY 1993		
9	205		VILLEGAS Federico	ARG	13 JUL 1994		
10	155		KIM PEÑA Alejandro	ESP	18 NOV 1993		
11	240		RAMIREZ YEPEZ C A	COL	12 MAR 1994		
12	127		ALEPUZ LÓPEZ Gonzalo	ESP	20 OCT 1994		
13	195		TEN VAARWERK Tyson	NED	23 AUG 1994		
14	138		de JONG Pim	NED	29 OCT 1994		
15	156		LEHNER Severin	GER	20 FEB 1994		
16	157		MANATON Curtis	GBR	2 NOV 1993		
17	189		SZOBOSZLAI Patrtik	HUN	18 FEB 1993		
18	203		VEKSA Kristaps	LAT	30 JAN 1994		
19	130		BUJKI Bence	HUN	25 SEP 1993		
20	511		CALIXTO Miguel	COL			
21	689		BAIER Maik	GER	20 JUN 1989		
22	245		JACOBS Toon	BEL	25 SEP 1987		
23	174		ROZSENICH Gabor	HUN	14 SEP 1991		
24	133		CRISTOFOLI Roberto	ITA	29 JAN 1990		
25	117		FANTONI Giacomo	ITA	18 MAR 1991		
26	38		MATSUSHITA Tatsumi	JPN	24 SEP 1991		
27	186		van der KOLK Robin	NED	18 JUN 1990		
28	160		MATURANO Fabricio	ARG	15 MAY 1981		
29	120		PELLUARD Vincent	FRA	31 MAY 1990		
30	274		GAGNU Francky	FRA	27 MAY 1987		
31	158		MANKUS Toms	LAT	17 MAR 1989		
32	96		MARTINEZ Lorin	FRA	16 JAN 1992		
33	818		PERRIER Julian	FRA	4 MAY 1988		
34	115		GOUX Lilian	FRA	15 MAY 1989		
35	145		DUCHENE Simon	FRA	11 MAY 1988		
36	787		LINDENMEYER Thorsten	GER	17 DEC 1987		
37	261		NARPE Facundo Martin	ARG	28 MAR 1991		
38	229		AGUIRRE Elias	CHI	29 MAR 1992		
39	308		LAUSTSEN Niclas	DEN	30 AUG 1992		
40	161		van de WETERING Glenn	NED	6 FEB 1991		
41	322		PIZARRO Ernesto Gabriel	ARG	12 APR 1991		
42	99		REID Corey	USA	1 MAR 1988		
43	331		MANTION Rémi	FRA	15 MAR 1991		
44	13		RINDERKNECHT Roger	SUI	4 MAY 1981		
45	207		WOODMANSEE Johnny	USA	30 MAY 1989		
46	609		BACHELARD Benjamin	FRA	8 JUL 1992		
47	14		CALEYRON Quentin	FRA	30 JAN 1988		
48	17		MADILL Luke	AUS	28 MAY 1980		
49	43		LAPRAZ Yvan	SUI	9 AUG 1989		

Timing and Results by **SWISS TIMING**

www.bmxholland.com

www.bmx-results.com

CBM_51A_TTR 1.0

Report Created THU 26 MAY 2011 13:37

Page 1 / 3



PAPENDAL 
HOTEL AND CONFERENCE CENTRE



provincie
Gelderland

PAPENDAL 
NATIONAAL SPORTCENTRUM

BMX Supercross WC 2011 - Papendal (NED)

27 MAY 2011
13:45

Elite Men
Time Trial



Start List



Start Order	Bike Number	SX Rank	Name	NOC Code	Date of Birth	Run1	Superfinal
50	57		SAKAMOTO Akifumi	JPN	25 FEB 1982		
51	173		PRAJCZER Peter	HUN	26 MAY 1978		
52	98		ROGERS Jason	USA	18 NOV 1985		
53	46		VODAK Marek	CZE	28 SEP 1990		
54	150		HARMSSEN Joris	NED	26 NOV 1992		
55	165		MIRELES Christopher	MEX	25 NOV 1992		
56	181		BLOOMFIELD Marcus	GBR	22 JAN 1981		
57	220		MIRANDA Leandro Dal Farra	BRA	11 FEB 1992		
58	215		REIS Rogerio	BRA	17 MAR 1992		
59	199		HEIJNE Frank	NED	13 SEP 1987		
60	210		COSTIGLIOLO Martin	ARG	16 JUN 1987		
61	79		SAMPEI Masahiro	JPN	2 MAY 1990		
62	311		TEPPER Niels	NED	6 JUL 1987		
63	169		GODET Julien	FRA	26 SEP 1989		
64	191		ANDREASEN Klaus Bøgh	DEN	10 JUL 1987		
65	32		KARTFJORD Sebastian	NOR	6 AUG 1987		
66	237		WARNIER Bryan	BEL	1 OCT 1991		
67	170		PODESTA Agustin	ARG	2 JAN 1984		
68	20		AGUILUZ Andre Fossa	NOR	26 MAY 1991		
69	142		DEMKIN Sergey	RUS	9 MAR 1989		
70	31		MATISONS Arturs	LAT	6 MAY 1985		
71	365		DAY Mike	USA	19 OCT 1984		
72	180		SMITH LOPEZ Dennison	PUR	6 AUG 1988		
73	457		CALLAN Joshua	AUS	8 APR 1991		
74	144		DEAN Anthony	AUS	22 APR 1991		
75	223		MONTENEGRO Cesar Matias	ARG	4 DEC 1992		
76	239		HELLEVIK Martin	NOR	1 DEC 1992		
77	247		HOLDSTOCK Dean	RSA	29 JUN 1989		
78	152		GALAN CARRASCO Pablo	ESP	24 NOV 1986		
79	132	57	BUSTOS Lucas Alfredo	ARG	27 APR 1993		
80	206	50	WOODCOCK Trent	NZL	4 MAY 1993		
81	176	50	SCHMIDT Julian	GER	10 DEC 1994		
82	217	42	GOODWIN Darryn	AUS	2 AUG 1993		
83	236	42	OSTETI Hugo Vasconcellos	BRA	25 OCT 1993		
84	58	57	KELLER Axel	SUI	16 DEC 1988		
85	86	57	ANTHONY Alex	USA	3 MAY 1991		
86	92	57	JASPERS Martijn	NED	11 FEB 1987		
87	197	57	TREIMANIS Edzus	LAT	21 APR 1988		
88	48	57	GRAF David	SUI	8 SEP 1989		
89	103	57	TUMPACH Stepán	CZE	26 MAY 1989		
90	28	50	de VECCHI Manuel	ITA	8 OCT 1980		
91	216	50	DUBOIS Arnaud	BEL	2 MAY 1986		
92	102	50	THERKILDSEN Morten	DEN	24 SEP 1983		
93	954	50	FAORO Tyler	USA	27 MAY 1989		
94	167	50	JAMES Kurt	NZL	12 JUL 1991		
95	913	42	SVUB Jan	CZE	20 FEB 1990		
96	198	42	VEIDE Rihards	LAT	1 NOV 1991		
97	149	42	GUTMANIS Maris	LAT	20 OCT 1989		
98	56	42	SALAZAR LOPEZ S I	COL	23 MAR 1986		

Timing and Results by **SWISS TIMING**

www.bmxholland.com

www.bmx-results.com

CBM_51A_TTR 1.0

Report Created THU 26 MAY 2011 13:37

Page 2 / 3



PAPENDAL 
HOTEL AND CONFERENCE CENTRE

Step!
inspireert.

provincie
Gelderland

PAPENDAL 
NATIONAAL SPORTCENTRUM

BMX Supercross WC 2011 - Papendal (NED)

27 MAY 2011
13:45

Elite Men
Time Trial



Start List




Start Order	Bike Number	SX Rank	Name	NOC Code	Date of Birth	Run1	Superfinal
99	421	34	RICCARDI Romain	ITA	26 JUL 1988		
100	572	34	BRETHAUER Luis	GER	14 SEP 1992		
101	60	34	DIAZ MONTANA Jose	COL	21 MAY 1987		
102	18	34	TAMME Lukáš	CZE	16 OCT 1979		
103	40	34	BISSELING Sander	NED	9 NOV 1985		
104	666	29	van der PUTTEN Ivo	NED	26 AUG 1986		
105	218	29	HUBERT Thomas	AUS	31 JUL 1988		
106	126	29	ENDARA MADERA Fausto	ECU	4 JUN 1989		
107	12	29	PROKOP Michal	CZE	1 APR 1981		
108	10	28	ROBINSON Donny	USA	17 JUN 1983		
109	15	25	SCHERPEN Martijn	NED	29 APR 1988		
110	373	25	BLANC Renaud	SUI	3 JAN 1991		
111	909	25	POLO Federico Gabriel	ARG	22 MAY 1983		
112	50	23	FALLA BUCHELY Emilio	ECU	12 JUN 1986		
113	316	23	BROWN Tyler	USA	22 MAY 1985		
114	69	22	GODET Damien	FRA	10 NOV 1986		
115	566	21	OQUENDO ZABALA Carlos	COL	16 NOV 1987		
116	64	20	LONG Nicholas	USA	6 OCT 1989		
117	42	18	KIRKHAM Brian	AUS	1 JAN 1986		
118	4	18	HAMON Thomas	FRA	19 MAR 1986		
119	148	16	van GENDT Twan	NED	9 JUN 1992		
120	37	16	van GORKOM Jelle	NED	5 JAN 1991		
121	82	14	ROBINSON Michael	AUS	9 DEC 1982		
122	114	14	CASTRO HERRERA Augusto	COL	19 DEC 1986		
123	154	12	PICKARD Kurt	NZL	14 MAR 1991		
124	61	12	MEYERS Joshua	USA	10 JUL 1988		
125	777	11	WILLERS Marc	NZL	11 SEP 1985		
126	91	10	WILLOUGHBY Sam	AUS	15 AUG 1991		
127	80	8	HERMAN David	USA	9 MAY 1988		
128	49	7	NYHAUG Tory	CAN	17 APR 1992		
129	717	5	JIMENEZ CAICEDO	COL	27 AUG 1986		
130	121	4	van der BIEZEN Raymon	NED	14 JAN 1987		
131	97	3	YOUNG Khalen	AUS	20 NOV 1984		
132	3	2	DAUDET Joris	FRA	12 FEB 1991		
133	24	1	SHARRAH Corben	USA	20 APR 1992		

Qualification Rule: best 64 riders qualify for the next round.

best 16 qualify for TimeTrial-Superfinal.

start order of non-ranked riders (= no SX World Cup points) is set randomly.

Timing and Results by  **SWISS TIMING**

www.bmxholland.com

www.bmx-results.com

CBM_51A_TTR 1.0

Report Created THU 26 MAY 2011 13:37

Page 3 / 3



PAPENDAL 
HOTEL AND CONFERENCE CENTRE

Step!
inspireert.

provincie
Gelderland

PAPENDAL 
NATIONAAL SPORTCENTRUM

BMX Supercross WC 2011 - Papendal (NED)

27 MAY 2011
13:45

Elite Men
Time Trial



Results



Rank	Bike Number	Name	NOC Code	Run1		Qualified	Superfinal
				Time	Gap		
1	69	GODET Damien	FRA	40.715	0.000	Q	Q
2	121	van der BIEZEN Raymon	NED	40.785	+0.070	Q	Q
3	3	DAUDET Joris	FRA	40.891	+0.176	Q	Q
4	17	MADILL Luke	AUS	40.930	+0.215	Q	Q
5	37	van GORKOM Jelle	NED	41.128	+0.413	Q	Q
6	91	WILLOUGHBY Sam	AUS	41.171	+0.456	Q	Q
7	64	LONG Nicholas	USA	41.197	+0.482	Q	Q
8	365	DAY Mike	USA	41.253	+0.538	Q	Q
9	24	SHARRAH Corben	USA	41.366	+0.651	Q	Q
10	717	JIMENEZ CAICEDO Andres Eduardo	COL	41.453	+0.738	Q	Q
11	20	AGUILUZ Andre Fossa	NOR	41.501	+0.786	Q	Q
12	421	RICCARDI Romain	ITA	41.577	+0.862	Q	Q
13	777	WILLERS Marc	NZL	41.647	+0.932	Q	Q
14	197	TREIMANIS Edzus	LAT	41.691	+0.976	Q	Q
15	61	MEYERS Joshua	USA	41.889	+1.174	Q	Q
16	49	NYHAUG Tory	CAN	41.985	+1.270	Q	Q
17	80	HERMAN David	USA	41.994	+1.279	Q	
18	954	FAORO Tyler	USA	42.137	+1.422	Q	
19	161	van de WETERING Glenn	NED	42.152	+1.437	Q	
20	566	OQUENDO ZABALA Carlos	COL	42.157	+1.442	Q	
21	102	THERKILDSEN Morten	DEN	42.436	+1.721	Q	
22	217	GOODWIN Darryn	AUS	42.441	+1.726	Q	
23	98	ROGERS Jason	USA	42.520	+1.805	Q	
24	373	BLANC Renaud	SUI	42.638	+1.923	Q	
25	457	CALLAN Joshua	AUS	42.691	+1.976	Q	
26	48	GRAF David	SUI	42.757	+2.042	Q	
27	28	de VECCHI Manuel	ITA	42.796	+2.081	Q	
28	18	TAMME Lukáš	CZE	42.847	+2.132	Q	
29	216	DUBOIS Arnaud	BEL	42.963	+2.248	Q	
30	150	HARMSSEN Joris	NED	42.969	+2.254	Q	
31	240	RAMIREZ YEPEZ Carlos Alberto	COL	42.988	+2.273	Q	
32	198	VEIDE Rihards	LAT	43.009	+2.294	Q	
33	97	YOUNG Khalen	AUS	43.073	+2.358	Q	
34	50	FALLA BUCHELY Emilio	ECU	43.142	+2.427	Q	
35	82	ROBINSON Michael	AUS	43.213	+2.498	Q	
36	14	CALEYRON Quentin	FRA	43.253	+2.538	Q	
37	32	KARTFJORD Sebastian	NOR	43.282	+2.567	Q	
38	218	HUBERT Thomas	AUS	43.432	+2.717	Q	
39	12	PROKOP Michal	CZE	43.477	+2.762	Q	
40	40	BISSELING Sander	NED	43.576	+2.861	Q	
41	167	JAMES Kurt	NZL	43.578	+2.863	Q	
42	144	DEAN Anthony	AUS	43.776	+3.061	Q	

BMX Supercross WC 2011 - Papendal (NED)

27 MAY 2011
13:45

Elite Men
Time Trial



Results



Rank	Bike Number	Name	NOC Code	Run1		Qualified	Superfinal
				Time	Gap		
43	4	HAMON Thomas	FRA	43.902	+3.187	Q	
44	13	RINDERKNECHT Roger	SUI	43.997	+3.282	Q	
45	169	GODET Julien	FRA	44.293	+3.578	Q	
46	10	ROBINSON Donny	USA	44.294	+3.579	Q	
47	316	BROWN Tyler	USA	44.477	+3.762	Q	
48	191	ANDREASEN Klaus Bøgh	DEN	44.485	+3.770	Q	
49	787	LINDENMEYER Thorsten	GER	44.592	+3.877	Q	
50	818	PERRIER Julian	FRA	44.820	+4.105	Q	
51	689	BAIER Maik	GER	45.079	+4.364	Q	
52	158	MANKUS Toms	LAT	45.088	+4.373	Q	
53	245	JACOBS Toon	BEL	45.114	+4.399	Q	
54	120	PELLUARD Vincent	FRA	45.116	+4.401	Q	
55	42	KIRKHAM Brian	AUS	45.246	+4.531	Q	
56	15	SCHERPEN Martijn	NED	45.319	+4.604	Q	
57	114	CASTRO HERRERA Augusto	COL	45.483	+4.768	Q	
58	86	ANTHONY Alex	USA	45.497	+4.782	Q	
59	92	JASPERS Martijn	NED	45.563	+4.848	Q	
60	60	DIAZ MONTANA Jose	COL	45.659	+4.944	Q	
61	99	REID Corey	USA	45.757	+5.042	Q	
62	194	TANNIGER Romain	SUI	45.798	+5.083	Q	
63	162	McCORMACK Connor	CAN	46.020	+5.305	Q	
64	133	CRISTOFOLI Roberto	ITA	46.174	+5.459	Q	
65	148	van GENDT Twan	NED	46.483	+5.768		
66	147	FRANKS Daniel	NZL	46.546	+5.831		
67	155	KIM PEÑA Alejandro	ESP	46.927	+6.212		
68	206	WOODCOCK Trent	NZL	47.612	+6.897		
69	79	SAMPEI Masahiro	JPN	47.705	+6.990		
70	274	GAGNU Francky	FRA	48.097	+7.382		
71	189	SZOBOSZLAI Patrik	HUN	48.150	+7.435		
72	117	FANTONI Giacomo	ITA	49.287	+8.572		
73	913	SVUB Jan	CZE	51.005	+10.290		
74	146	FOX Nicholas	NZL	51.358	+10.643		
75	152	GALAN CARRASCO Pablo	ESP	54.596	+13.881		
76	322	PIZARRO Ernesto Gabriel	ARG	58.822	+18.107		
77	511	CALIXTO Miguel	COL	1:05.199	+24.484		
78	46	VODAK Marek	CZE	1:06.704	+25.989		
79	223	MONTENEGRO Cesar Matias	ARG	1:06.768	+26.053		
80	173	PRAJCZER Peter	HUN	1:08.476	+27.761		
81	130	BUJÁKI Bence	HUN	1:08.516	+27.801		
82	127	ALEPUZ LÓPEZ Gonzalo	ESP	1:08.639	+27.924		
83	572	BRETHAUER Luis	GER	1:33.420	+52.705		
84	174	ROZSENYICH Gabor	HUN	1:44.021	+1:03.306		

BMX Supercross WC 2011 - Papendal (NED)

27 MAY 2011
13:45

Elite Men
Time Trial



Results



Rank	Bike Number	Name	NOC Code	Run1		Qualified	Superfinal
				Time	Gap		
	126	ENDARA MADERA Fausto	ECU	DNF			
	56	SALAZAR LOPEZ Sergio Ignacio	COL	DNF			
	149	GUTMANIS Maris	LAT	DNF			
	176	SCHMIDT Julian	GER	DNF			
	142	DEMKIN Sergey	RUS	DNF			
	210	COSTIGLIOLO Martin	ARG	DNF			
	220	MIRANDA Leandro Dal Farra	BRA	DNF			
	165	MIRELES Christopher	MEX	DNF			
	261	NARPE Facundo Martin	ARG	DNF			
	154	PICKARD Kurt	NZL	DNS			
	909	POLO Federico Gabriel	ARG	DNS			
	666	van der PUTTEN Ivo	NED	DNS			
	103	TUMPACH Stepán	CZE	DNS			
	58	KELLER Axel	SUI	DNS			
	236	OSTETI Hugo Vasconcellos	BRA	DNS			
	132	BUSTOS Lucas Alfredo	ARG	DNS			
	247	HOLDSTOCK Dean	RSA	DNS			
	239	HELLEVIK Martin	NOR	DNS			
	180	SMITH LOPEZ Dennison	PUR	DNS			
	31	MATISONS Arturs	LAT	DNS			
	170	PODESTA Agustin	ARG	DNS			
	237	WARNIER Bryan	BEL	DNS			
	311	TEPPER Niels	NED	DNS			
	199	HEIJNE Frank	NED	DNS			
	215	REIS Rogerio	BRA	DNS			
	181	BLOOMFIELD Marcus	GBR	DNS			
	57	SAKAMOTO Akifumi	JPN	DNS			
	43	LAPRAZ Yvan	SUI	DNS			
	609	BACHELARD Benjamin	FRA	DNS			
	207	WOODMANSEE Johnny	USA	DNS			
	331	MANTION Rémi	FRA	DNS			
	308	LAUSTSEN Niclas	DEN	DNS			
	229	AGUIRRE Elias	CHI	DNS			
	145	DUCHENE Simon	FRA	DNS			
	115	GOUX Lilian	FRA	DNS			
	96	MARTINEZ Lorin	FRA	DNS			
	160	MATURANO Fabricio	ARG	DNS			
	186	van der KOLK Robin	NED	DNS			
	38	MATSUSHITA Tatsumi	JPN	DNS			
	203	VEKSA Kristaps	LAT	DNS			
	157	MANATON Curtis	GBR	DNS			
	156	LEHNER Severin	GER	DNS			

BMX Supercross WC 2011 - Papendal (NED)

27 MAY 2011
13:45

Elite Men
Time Trial



Results



Rank	Bike Number	Name	NOC Code	Run1		Qualified	Superfinal
				Time	Gap		
	138	de JONG Pim	NED	DNS			
	195	TEN VAARWERK Tyson	NED	DNS			
	205	VILLEGAS Federico	ARG	DNS			
	219	MARTINS FERREIRA Igor	BRA	DNS			
	208	HOOGLAND Jeffrey	NED	DNS			
	135	CAMPO Alfredo	ECU	DNS			
	182	SOPPELSA Dino	SUI	DNS			

LEGEND

DNF Did Not Finish **DNS** Did Not Start

BMX Supercross WC 2011 - Papendal (NED)

27 MAY 2011
13:45

Elite Men
Time Trial




Results - Superfinal



Rank	Bike Number	Name	NOC Code	Date of Birth	Run1	
					Time	Gap
1	37	van GORKOM Jelle	NED	05.01.1991	39.830	0.000
2	121	van der BIEZEN Raymon	NED	14.01.1987	39.978	+0.148
3	3	DAUDET Joris	FRA	12.02.1991	40.470	+0.640
4	91	WILLOUGHBY Sam	AUS	15.08.1991	40.582	+0.752
5	24	SHARRAH Corben	USA	20.04.1992	40.716	+0.886
6	17	MADILL Luke	AUS	28.05.1980	40.902	+1.072
7	197	TREIMANIS Edzus	LAT	21.04.1988	41.059	+1.229
8	717	JIMENEZ CAICEDO Andres Eduardo	COL	27.08.1986	41.193	+1.363
9	421	RICCARDI Romain	ITA	26.07.1988	41.421	+1.591
10	61	MEYERS Joshua	USA	10.07.1988	41.450	+1.620
11	365	DAY Mike	USA	19.10.1984	41.556	+1.726
12	64	LONG Nicholas	USA	06.10.1989	41.647	+1.817
13	69	GODET Damien	FRA	10.11.1986	41.697	+1.867
14	20	AGUILUZ Andre Fossa	NOR	26.05.1991	41.773	+1.943
15	49	NYHAUG Tory	CAN	17.04.1992	41.786	+1.956
	777	WILLERS Marc	NZL	11.09.1985	DNF	

LEGEND

DNF Did Not Finish

Timing and Results by  **SWISS TIMING**

www.bmxholland.com

www.bmx-results.com

CBM00_73A_TTS 1.0

Report Created FRI 27 MAY 2011 17:03

Page 1 / 1



PAPENDAL 
HOTEL AND CONFERENCE CENTRE

 Step!
inspireert.

provincie
Gelderland

PAPENDAL 
NATIONAAL SPORTCENTRUM

BMX Supercross WC 2011 - Papendal (NED)

27 MAY 2011
13:45

Elite Men
Time Trial Run1



Results Time Trials with Split Times



Rank	Bike Number	Name	NOC Code	START			SPEED		IT1			IT2			IT3			RUN	
				Rk	Time	Beh.	Rk	Speed	Rk	Time	Beh.	Rk	Time	Beh.	Rk	Time	Beh.	Time	Beh.
1	69	GODET Damien	FRA	39	0.515	+0.204	32	55.384	27	13.003	+0.638	9	26.901	+0.308	2	36.335	+0.115	40.715	0.000
2	121	van der BIEZEN Raymon	NED	22	0.503	+0.192	7	57.599	6	12.823	+0.458	3	26.711	+0.118	1	36.220	0.000	40.785	+0.070
3	3	DAUDET Joris	FRA	44	0.517	+0.206	1	59.178	7	12.828	+0.463	4	26.766	+0.173	4	36.395	+0.175	40.891	+0.176
4	17	MADILL Luke	AUS	10	0.489	+0.178	75	52.048	9	12.839	+0.474	2	26.709	+0.116	3	36.358	+0.138	40.930	+0.215
5	37	van GORKOM Jelle	NED	3	0.479	+0.168	32	55.384	17	12.892	+0.527	6	26.818	+0.225	7	36.639	+0.419	41.128	+0.413
6	91	WILLOUGHBY Sam	AUS	49	0.521	+0.210	46	53.999	22	12.934	+0.569	5	26.812	+0.219	6	36.585	+0.365	41.171	+0.456
7	64	LONG Nicholas	USA	21	0.501	+0.190	67	52.682	14	12.863	+0.498	18	27.266	+0.673	8	36.711	+0.491	41.197	+0.482
8	365	DAY Mike	USA	27	0.508	+0.197	84	51.428	16	12.889	+0.524	8	26.881	+0.288	5	36.579	+0.359	41.253	+0.538
9	24	SHARRAH Corben	USA	14	0.494	+0.183	46	53.999	2	12.716	+0.351	10	26.914	+0.321	9	36.818	+0.598	41.366	+0.651
10	717	JIMENEZ CAICEDO	COL	82	0.551	+0.240	75	52.048	46	13.286	+0.921	12	27.129	+0.536	11	36.882	+0.662	41.453	+0.738
11	20	AGUILUZ Andre Fossa	NOR	75	0.543	+0.232	75	52.048	8	12.838	+0.473	15	27.204	+0.611	12	37.032	+0.812	41.501	+0.786
12	421	RICCARDI Romain	ITA	40	0.516	+0.205	46	53.999	29	13.039	+0.674	19	27.333	+0.740	14	37.058	+0.838	41.577	+0.862
13	777	WILLERS Marc	NZL	25	0.505	+0.194	7	57.599	1	12.365	0.000	1	26.593	0.000	10	36.881	+0.661	41.647	+0.932
14	197	TREIMANIS Edzus	LAT	35	0.512	+0.201	54	53.333	31	13.075	+0.710	23	27.570	+0.977	13	37.041	+0.821	41.691	+0.976
15	61	MEYERS Joshua	USA	73	0.541	+0.230	3	58.378	25	12.991	+0.626	14	27.170	+0.577	16	37.188	+0.968	41.889	+1.174
16	49	NYHAUG Tory	CAN	22	0.503	+0.192	46	53.999	10	12.846	+0.481	13	27.158	+0.565	17	37.220	+1.000	41.985	+1.270
17	80	HERMAN David	USA	59	0.526	+0.215	7	57.599	4	12.789	+0.424	17	27.237	+0.644	19	37.373	+1.153	41.994	+1.279
18	954	FAORO Tyler	USA	78	0.545	+0.234	46	53.999	42	13.225	+0.860	28	27.920	+1.327	23	37.740	+1.520	42.137	+1.422
19	161	van de WETERING Glenn	NED	30	0.510	+0.199	22	56.103	24	12.957	+0.592	11	27.126	+0.533	18	37.229	+1.009	42.152	+1.437
20	566	OQUENDO ZABALA C	COL	65	0.530	+0.219	32	55.384	23	12.953	+0.588	33	28.061	+1.468	20	37.534	+1.314	42.157	+1.442
21	102	THERKILDSEN Morten	DEN	63	0.529	+0.218	32	55.384	40	13.208	+0.843	22	27.529	+0.936	21	37.705	+1.485	42.436	+1.721
22	217	GOODWIN Darryn	AUS	14	0.494	+0.183	32	55.384	54	13.412	+1.047	36	28.190	+1.597	26	37.981	+1.761	42.441	+1.726
23	98	ROGERS Jason	USA	67	0.533	+0.222	84	51.428	43	13.238	+0.873	20	27.391	+0.798	22	37.722	+1.502	42.520	+1.805
24	373	BLANC Renaud	SUI	10	0.489	+0.178	32	55.384	66	13.592	+1.227	26	27.834	+1.241	24	37.833	+1.613	42.638	+1.923
25	457	CALLAN Joshua	AUS	6	0.486	+0.175	75	52.048	32	13.083	+0.718	34	28.080	+1.487	30	38.208	+1.988	42.691	+1.976
26	48	GRAF David	SUI	36	0.513	+0.202	75	52.048	70	13.660	+1.295	37	28.247	+1.654	25	37.935	+1.715	42.757	+2.042
27	28	de VECCHI Manuel	ITA	33	0.511	+0.200	14	56.842	21	12.918	+0.553	21	27.526	+0.933	27	38.107	+1.887	42.796	+2.081
28	18	TAMME Lukás	CZE	59	0.526	+0.215	22	56.103	51	13.385	+1.020	35	28.129	+1.536	29	38.191	+1.971	42.847	+2.132
29	216	DUBOIS Arnaud	BEL	13	0.493	+0.182	54	53.333	34	13.118	+0.753	44	28.552	+1.959	36	38.492	+2.272	42.963	+2.248
30	150	HARMSEN Joris	NED	63	0.529	+0.218	22	56.103	62	13.556	+1.191	40	28.383	+1.790	34	38.429	+2.209	42.969	+2.254
31	240	RAMIREZ YEPEZ C A	COL	81	0.550	+0.239	54	53.333	39	13.201	+0.836	39	28.360	+1.767	28	38.131	+1.911	42.988	+2.273
32	198	VEIDE Rihards	LAT	2	0.375	+0.064	7	57.599	37	13.159	+0.794	41	28.406	+1.813	31	38.246	+2.026	43.009	+2.294
33	97	YOUNG Khalen	AUS	30	0.510	+0.199	54	53.333	14	12.863	+0.498	31	28.018	+1.425	32	38.337	+2.117	43.073	+2.358
34	50	FALLA BUCHELY Emilio	ECU	82	0.551	+0.240	22	56.103	53	13.397	+1.032	38	28.328	+1.735	35	38.432	+2.212	43.142	+2.427
35	82	ROBINSON Michael	AUS	87	0.561	+0.250	7	57.599	28	13.017	+0.652	27	27.856	+1.263	33	38.352	+2.132	43.213	+2.498
36	14	CALEYRON Quentin	FRA	38	0.514	+0.203	54	53.333	26	13.917	+0.632	47	28.634	+2.041	37	38.549	+2.329	43.253	+2.538
37	32	KARTFJORD Sebastian	NOR	49	0.521	+0.210	32	55.384	55	13.415	+1.050	45	28.583	+1.990	42	38.715	+2.495	43.282	+2.567
38	218	HUBERT Thomas	AUS	44	0.517	+0.206	54	53.333	49	13.359	+0.994	43	28.540	+1.947	40	38.701	+2.481	43.432	+2.717
39	12	PROKOP Michal	CZE	33	0.511	+0.200	14	56.842	18	12.900	+0.535	24	27.794	+1.201	38	38.575	+2.355	43.477	+2.762
40	40	BISELING Sander	NED	8	0.488	+0.177	3	58.378	19	12.909	+0.544	58	29.258	+2.665	43	39.014	+2.794	43.576	+2.861
41	167	JAMES Kurt	NZL	52	0.522	+0.211	7	57.599	30	13.070	+0.705	30	27.966	+1.373	39	38.640	+2.420	43.578	+2.863
42	144	DEAN Anthony	AUS	40	0.516	+0.205	14	56.842	73	13.730	+1.365	42	28.510	+1.917	44	39.031	+2.811	43.776	+3.061
43	4	HAMON Thomas	FRA	67	0.533	+0.222	14	56.842	12	12.852	+0.487	52	29.031	+2.438	46	39.203	+2.983	43.902	+3.187
44	13	RINDERKNECHT Roger	SUI	46	0.518	+0.207	54	53.333	36	13.128	+0.763	25	27.811	+1.218	41	38.710	+2.490	43.997	+3.282
45	169	GODET Julien	FRA	80	0.546	+0.235	22	56.103	63	13.560	+1.195	55	29.085	+2.492	49	39.420	+3.200	44.293	+3.578
46	10	ROBINSON Donny	USA	6	0.486	+0.175	3	58.378	11	12.848	+0.483	32	28.023	+1.430	47	39.244	+3.024	44.294	+3.579
47	316	BROWN Tyler	USA	62	0.528	+0.217	54	53.333	45	13.283	+0.918	49	28.708	+2.115	48	39.382	+3.162	44.477	+3.762
48	191	ANDREASEN Klaus Bøgh	DEN	70	0.536	+0.225	22	56.103	44	13.249	+0.884	46	28.609	+2.016	45	39.191	+2.971	44.485	+3.770
49	787	LINDENMEYER Thorsten	GER	74	0.542	+0.231	3	58.378	59	13.474	+1.109	53	29.032	+2.439	50	39.818	+3.598	44.592	+3.877
50	818	PERRIER Julian	FRA	8	0.488	+0.177	54	53.333	67	13.605	+1.240	48	28.644	+2.051	51	39.825	+3.605	44.820	+4.105

Timing and Results by SWISS TIMING

www.bmxholland.com

www.bmx-results.com

CBM01_73A_ST 1.0

Report Created FRI 27 MAY 2011 15:26

Page 1 / 3



BMX Supercross WC 2011 - Papendal (NED)

27 MAY 2011
13:45


Elite Men
Time Trial Run1



Results Time Trials with Split Times



Rank	Bike Number	Name	NOC Code	START			SPEED		IT1			IT2			IT3			RUN	
				Rk	Time	Beh.	Rk	Speed	Rk	Time	Beh.	Rk	Time	Beh.	Rk	Time	Beh.	Time	Beh.
51	689	BAIER Maik	GER	88	0.562	+0.251	22	56.103	41	13.215	+0.850	68	30.049	+3.456	55	40.224	+4.004	45.079	+4.364
52	158	MANKUS Toms	LAT	19	0.499	+0.188	54	53.333	58	13.469	+1.104	69	30.164	+3.571	56	40.326	+4.106	45.088	+4.373
53	245	JACOBS Toon	BEL	19	0.499	+0.188	43	54.683	64	13.561	+1.196	50	28.948	+2.355	53	39.975	+3.755	45.114	+4.399
54	120	PELLUARD Vincent	FRA	77	0.544	+0.233	14	56.842	69	13.639	+1.274	54	29.072	+2.479	54	40.050	+3.830	45.116	+4.401
55	42	KIRKHAM Brian	AUS	58	0.525	+0.214	32	55.384	3	12.721	+0.356	71	30.815	+4.222	62	40.667	+4.447	45.246	+4.531
56	15	SCHERPEN Martijn	NED	47	0.519	+0.208	22	56.103	50	13.362	+0.997	70	30.284	+3.691	60	40.587	+4.367	45.319	+4.604
57	114	CASTRO HERRERA A	COL	49	0.521	+0.210	14	56.842	60	13.493	+1.128	57	29.180	+2.587	58	40.543	+4.323	45.483	+4.768
58	86	ANTHONY Alex	USA	18	0.497	+0.186	32	55.384	47	13.287	+0.922	64	29.762	+3.169	59	40.579	+4.359	45.497	+4.782
59	92	JASPERS Martijn	NED	4	0.482	+0.171	7	57.599	35	13.122	+0.757	67	30.000	+3.407	61	40.604	+4.384	45.563	+4.848
60	60	DIAZ MONTANA Jose	COL	71	0.538	+0.227	88	50.823	65	13.582	+1.217	62	29.585	+2.992	57	40.536	+4.316	45.659	+4.944
61	99	REID Corey	USA	54	0.523	+0.212	46	53.999	33	13.108	+0.743	65	29.898	+3.305	63	40.826	+4.606	45.757	+5.042
62	194	TANNIGER Romain	SUI	82	0.551	+0.240	75	52.048	75	13.833	+1.468	60	29.568	+2.975	64	40.848	+4.628	45.798	+5.083
63	162	McCORMACK Connor	CAN	92	0.593	+0.282	67	52.682	74	13.765	+1.400	56	29.148	+2.555	52	39.910	+3.690	46.020	+5.305
64	133	CRISTOFOLI Roberto	ITA	25	0.505	+0.194	75	52.048	71	13.666	+1.301	59	29.268	+2.675	65	40.939	+4.719	46.174	+5.459
65	148	van GENDT Twan	NED	28	0.509	+0.198	1	59.178	20	12.910	+0.545	16	27.207	+0.614	15	37.155	+0.935	46.483	+5.768
66	147	FRANKS Daniel	NZL	10	0.489	+0.178	92	49.090	76	13.880	+1.515	61	29.572	+2.979	67	41.599	+5.379	46.546	+5.831
67	155	KIM PEÑA Alejandro	ESP	90	0.577	+0.266	89	50.232	78	13.921	+1.556	63	29.753	+3.160	66	41.186	+4.966	46.927	+6.212
68	206	WOODCOCK Trent	NZL	54	0.523	+0.212	75	52.048	80	14.866	+2.501	74	32.918	+6.325	71	42.988	+6.768	47.612	+6.897
69	79	SAMPEI Masahiro	JPN	16	0.495	+0.184	67	52.682	72	13.720	+1.355	66	29.950	+3.357	68	42.291	+6.071	47.705	+6.990
70	274	GAGNU Francky	FRA	66	0.532	+0.221	67	52.682	68	13.637	+1.272	72	31.146	+4.553	69	42.781	+6.561	48.097	+7.382
71	189	SZOBOSZLAI Patrik	HUN	40	0.516	+0.205	67	52.682	56	13.432	+1.067	73	31.169	+4.576	70	42.902	+6.682	48.150	+7.435
72	117	FANTONI Giacomo	ITA	22	0.503	+0.192	14	56.842	82	15.708	+3.343	75	33.219	+6.626	72	44.267	+8.047	49.287	+8.572
73	913	SVUB Jan	CZE	17	0.496	+0.185	54	53.333	84	16.288	+3.923	76	34.327	+7.734	73	45.838	+9.618	51.005	+10.290
74	146	FOX Nicholas	NZL	30	0.510	+0.199	89	50.232	93	20.457	+8.092	78	36.330	+9.737	74	46.488	+10.268	51.358	+10.643
75	152	GALAN CARRASCO Pablo	ESP	67	0.533	+0.222	67	52.682	52	13.393	+1.028	29	27.925	+1.332	75	48.813	+12.593	54.596	+13.881
76	322	PIZARRO Ernesto Gabriel	ARG	5	0.484	+0.173	46	53.999	48	13.347	+0.982	81	39.857	+13.264	77	53.254	+17.034	58.822	+18.107
77	511	CALIXTO Miguel	COL	1	0.311	0.000	54	53.333	79	14.751	+2.386	84	47.436	+20.843	79	59.510	+23.290	1:05.199	+24.484
78	46	VODAK Marek	CZE	40	0.516	+0.205	14	56.842	77	13.888	+1.523	82	44.058	+17.465	80	59.560	+23.340	1:06.704	+25.989
79	223	MONTENEGRO C M	ARG	54	0.523	+0.212	75	52.048	85	16.327	+3.962	83	46.931	+20.338	81	59.846	+23.626	1:06.768	+26.053
80	173	PRAJCZER Peter	HUN	75	0.543	+0.232	32	55.384	83	15.974	+3.609	86	49.211	+22.618	83	1:02.873	+26.653	1:08.476	+27.761
81	130	BUJÁKI Bence	HUN	91	0.578	+0.267	84	51.428	88	16.566	+4.201	85	48.612	+22.019	82	1:02.648	+26.428	1:08.516	+27.801
82	127	ALEPUZ LÓPEZ Gonzalo	ESP	78	0.545	+0.234	54	53.333	92	18.138	+5.773	87	49.379	+22.786	84	1:02.985	+26.765	1:08.639	+27.924
83	572	BRETHAUER Luis	GER	52	0.522	+0.211	43	54.683	13	12.858	+0.493	7	26.851	+0.258	78	58.900	+22.680	1:33.420	+52.705
84	174	ROZSENYI Gabor	HUN	86	0.557	+0.246	22	56.103	87	16.462	+4.097	88	59.754	+33.161	85	1:28.965	+52.745	1:44.024	+1:03.306
126	ENDARA MADERA Fausto	ECU	59	0.526	+0.215	43	54.683	38	13.167	+0.802	80	39.424	+12.831	76	52.130	+15.910	DNF	DNF	
56	SALAZAR LOPEZ S I	COL	54	0.523	+0.212	46	53.999	5	12.818	+0.453							DNF	DNF	
149	GUTMANIS Maris	LAT	28	0.509	+0.198	32	55.384	57	13.458	+1.093							DNF	DNF	
176	SCHMIDT Julian	GER	93	9.375	+9.064			90	17.206	+4.841	79	36.654	+10.061				DNF	DNF	
142	DEMGIN Sergey	RUS	82	0.551	+0.240	67	52.682	86	16.424	+4.059							DNF	DNF	
210	COSTIGLILOLO Martin	ARG	47	0.519	+0.208	84	51.428	81	15.282	+2.917							DNF	DNF	
220	MIRANDA L D F	BRA	36	0.513	+0.202	67	52.682	61	13.521	+1.156	51	28.978	+2.385				DNF	DNF	
165	MIRELES Christopher	MEX	89	0.573	+0.262	91	49.655	91	17.303	+4.938							DNF	DNF	
261	NARPE Facundo Martin	ARG	72	0.540	+0.229	22	56.103	89	16.603	+4.238	77	35.538	+8.945				DNF	DNF	
154	PICKARD Kurt	NZL															DNS	DNS	
909	POLO Federico Gabriel	ARG															DNS	DNS	
666	van der PUTTEN Ivo	NED															DNS	DNS	
103	TUMPACH Stepán	CZE															DNS	DNS	
58	KELLER Axel	SUI															DNS	DNS	
236	OSTETI H V	BRA															DNS	DNS	
132	BUSTOS Lucas Alfredo	ARG															DNS	DNS	

Timing and Results by  SWISS TIMING

www.bmxholland.com

www.bmx-results.com

CBM01_73A_ST 1.0

Report Created FRI 27 MAY 2011 15:26

Page 2 / 3



BMX Supercross WC 2011 - Papendal (NED)

27 MAY 2011
13:45

Elite Men
Time Trial Run1




Results Time Trials with Split Times



Rank	Bike Number	Name	NOC Code	START		SPEED		IT1			IT2			IT3			RUN	
				Rk	Time	Beh.	Rk	Speed	Rk	Time	Beh.	Rk	Time	Beh.	Rk	Time	Beh.	Time
	247	HOLDSTOCK Dean	RSA														DNS	DNS
	239	HELLEVIK Martin	NOR														DNS	DNS
	180	SMITH LOPEZ Dennison	PUR														DNS	DNS
	31	MATISONS Arturs	LAT														DNS	DNS
	170	PODESTA Agustin	ARG														DNS	DNS
	237	WARNIER Bryan	BEL														DNS	DNS
	311	TEPPER Niels	NED														DNS	DNS
	199	HEIJNE Frank	NED														DNS	DNS
	215	REIS Rogerio	BRA														DNS	DNS
	181	BLOOMFIELD Marcus	GBR														DNS	DNS
	57	SAKAMOTO Akifumi	JPN														DNS	DNS
	43	LAPRAZ Yvan	SUI														DNS	DNS
	609	BACHELARD Benjamin	FRA														DNS	DNS
	207	WOODMANSEE Johnny	USA														DNS	DNS
	331	MANTION Rémi	FRA														DNS	DNS
	308	LAUSTSEN Niclas	DEN														DNS	DNS
	229	AGUIRRE Elias	CHI														DNS	DNS
	145	DUCHENE Simon	FRA														DNS	DNS
	115	GOUX Lilian	FRA														DNS	DNS
	96	MARTINEZ Lorin	FRA														DNS	DNS
	160	MATURANO Fabricio	ARG														DNS	DNS
	186	van der KOLK Robin	NED														DNS	DNS
	38	MATSUSHITA Tatsumi	JPN														DNS	DNS
	203	VEKSA Kristaps	LAT														DNS	DNS
	157	MANATON Curtis	GBR														DNS	DNS
	156	LEHNER Severin	GER														DNS	DNS
	138	de JONG Pim	NED														DNS	DNS
	195	TEN VAARWERK Tyson	NED														DNS	DNS
	205	VILLEGAS Federico	ARG														DNS	DNS
	219	MARTINS FERREIRA Igor	BRA														DNS	DNS
	208	HOOGLAND Jeffrey	NED														DNS	DNS
	135	CAMPO Alfredo	ECU														DNS	DNS
	182	SOPPELSA Dino	SUI														DNS	DNS

LEGEND

DNF Did Not Finish **DNS** Did Not Start

Timing and Results by  **SWISS TIMING**

www.bmxholland.com

www.bmx-results.com

CBM01_73A_ST 1.0

Report Created FRI 27 MAY 2011 15:26

Page 3 / 3



PAPENDAL 
HOTEL AND CONFERENCE CENTRE

 **Step!**
inspireert.

provincie
Gelderland

PAPENDAL 
NATIONAAL SPORTCENTRUM

BMX Supercross WC 2011 - Papendal (NED)

27 MAY 2011
13:45

Elite Men
Time Trial Run2



Results Time Trials with Split Times



Rank	Bike Number	Name	NOC Code	START			SPEED		IT1			IT2			IT3			RUN	
				Rk	Time	Beh.	Rk	Speed	Rk	Time	Beh.	Rk	Time	Beh.	Rk	Time	Beh.	Time	Beh.
1	37	van GORKOM Jelle	NED	3	0.490	+0.008	5	54.683	1	12.627	0.000	2	26.355	+0.026	2	35.547	+0.057	39.830	0.000
2	121	van der BIEZEN Raymon	NED	8	0.506	+0.024	2	58.378	3	12.688	+0.061	1	26.329	0.000	1	35.490	0.000	39.978	+0.148
3	3	DAUDET Joris	FRA	10	0.520	+0.038	1	59.178	6	12.813	+0.186	5	26.643	+0.314	3	35.933	+0.443	40.470	+0.640
4	91	WILLOUGHBY Sam	AUS	11	0.526	+0.044	5	54.683	2	12.677	+0.050	4	26.550	+0.221	4	36.056	+0.566	40.582	+0.752
5	24	SHARRAH Corben	USA	1	0.482	0.000	12	52.682	4	12.763	+0.136	3	26.383	+0.054	5	36.167	+0.677	40.716	+0.886
6	17	MADILL Luke	AUS	4	0.498	+0.016	9	53.333	7	12.831	+0.204	6	26.729	+0.400	6	36.415	+0.925	40.902	+1.072
7	197	TREIMANIS Edzus	LAT	2	0.486	+0.004	8	53.999	8	12.948	+0.321	7	26.907	+0.578	7	36.430	+0.940	41.059	+1.229
8	717	JIMENEZ CAICEDO	COL	15	0.536	+0.054	13	52.048	15	13.500	+0.873	13	27.280	+0.951	8	36.862	+1.372	41.193	+1.363
9	421	RICCARDI Romain	ITA	9	0.512	+0.030	5	54.683	13	13.115	+0.488	10	27.071	+0.742	11	36.963	+1.473	41.421	+1.591
10	61	MEYERS Joshua	USA	13	0.535	+0.053	2	58.378	11	13.017	+0.390	12	27.237	+0.908	10	36.949	+1.459	41.450	+1.620
11	365	DAY Mike	USA	7	0.502	+0.020	13	52.048	10	12.955	+0.328	8	26.931	+0.602	9	36.871	+1.381	41.556	+1.726
12	64	LONG Nicholas	USA	6	0.501	+0.019	9	53.333	9	12.951	+0.324	14	27.675	+1.346	14	37.172	+1.682	41.647	+1.817
13	69	GODET Damien	FRA	12	0.530	+0.048	4	55.384	14	13.116	+0.489	9	26.944	+0.615	13	37.148	+1.658	41.697	+1.867
14	20	AGUILUZ Andre Fossa	NOR	13	0.535	+0.053	9	53.333	12	13.033	+0.406	15	27.686	+1.357	15	37.467	+1.977	41.773	+1.943
15	49	NYHAUG Tory	CAN	4	0.498	+0.016	13	52.048	5	12.789	+0.162	11	27.225	+0.896	12	37.083	+1.593	41.786	+1.956
	777	WILLERS Marc	NZL	16	0.579	+0.097	16	41.538	16	27.224	+14.597							DNF	DNF

LEGEND

DNF Did Not Finish

Timing and Results by SWISS TIMING

www.bmxholland.com

www.bmx-results.com

CBM01_73A_ST 1.0

Report Created FRI 27 MAY 2011 17:05

Page 1 / 1



BMX Supercross WC 2011 - Papendal (NED)

Elite Women
Qualifying

28 MAY 2011
14:00




Results



	Rank	Bike Number	Name	NOC Code	Run1		Run2		Run3		Total Points	
HEAT 1	1	27	LABOUNKOVÁ Romana	CZE	38.927	(1)	38.167	(1)	36.749	(1)	3	Q
	2	52	HLADÍKOVÁ Aneta	CZE	39.119	(2)	39.081	(2)	38.615	(2)	6	Q
	3	108	SMULDERS Laura	NED	40.289	(3)	40.412	(4)	40.563	(4)	11	Q
	4	39	CARR Amanda	USA	54.349	(6)	39.206	(3)	39.768	(3)	12	Q
	5	125	O'KEEFFE Teagan	RSA	43.526	(4)	41.472	(5)	41.380	(5)	14	
	6	89	ZULUAGA Andrea	COL	48.562	(5)	41.872	(6)	43.686	(6)	17	
		86	le CORGUILLÉ Audrey	FRA	DNF	(8)	DNS	(10)	DNS	(10)	DSQ	
		116	QUINALHA Bianca Ijano	BRA	DNF	(8)	DNS	(10)	DNS	(10)	DSQ	
HEAT 2	1	100	PAJON Mariana	COL	41.238	(4)	38.482	(1)	38.316	(1)	6	Q
	2	15	MARTIN Arielle	USA	40.020	(1)	49.503	(5)	39.715	(2)	8	Q
	3	105	GEORGE Danielle	USA	42.649	(6)	42.008	(2)	41.258	(3)	11	Q
	4	91	van HOOFF Eike	BEL	42.627	(5)	44.777	(3)	49.118	(5)	13	Q
	5	106	MAIRE Camille	FRA	43.538	(7)	45.824	(4)	43.317	(4)	15	
	6	469	HERNANDEZ Stefany	VEN	41.198	(3)	1:21.517	(6)	1:27.156	(6)	15	
	7	446	*DIAZ Maria Gabriela	ARG	40.627	(2)	DNF	(8)	DNS	(10)	20	
	8	103	CRAIN Brooke	USA	DNF	(8)	1:54.446	(7)	DNS	(10)	25	
HEAT 3	1	96	WALKER Sarah	NZL	38.128	(1)	39.140	(1)	38.099	(2)	4	Q
	2	6	BRACKEN Rachel	AUS	39.177	(2)	39.539	(2)	39.033	(3)	7	Q
	3	83	HORÁKOVÁ Jana	CZE	39.935	(3)	1:11.702	(8)	37.886	(1)	12	Q
	4	115	McLEOD Melinda	AUS	40.165	(5)	39.930	(3)	41.455	(4)	12	Q
	5	121	VERHAGEN Ashley	USA	40.156	(4)	41.569	(4)	DNF	(7)	15	
	6	222	RIMSAITE Vilma	LTU	40.738	(6)	42.955	(5)	46.858	(6)	17	
	7	124	RUNGE Regula	GER	44.360	(8)	44.263	(6)	42.695	(5)	19	
	8	120	le ROUX Enora	FRA	43.424	(7)	44.265	(7)	DNS	(10)	24	
HEAT 4	1	50	POTTIER Magalie	FRA	39.651	(1)	39.292	(1)	39.051	(2)	4	Q
	2	68	BUCHANAN Caroline	AUS	40.026	(2)	40.890	(4)	38.091	(1)	7	Q
	3	971	VALENTINO Manon	FRA	40.354	(3)	39.889	(2)	39.829	(3)	8	Q
	4	44	SEESING Joyce	NED	40.828	(4)	40.617	(3)	40.147	(4)	11	Q
	5	102	CHRISTENSEN Simone	DEN	40.953	(5)	42.606	(5)	41.877	(5)	15	
	6	95	COTTEREAU Blandine	FRA	42.296	(7)	44.981	(7)	42.578	(6)	20	
	7	19	DESPEAUX Amélie	FRA	40.989	(6)	43.447	(6)	DNS	(10)	22	
	8	118	STEVUX Priscila Carnaval	BRA	1:02.416	(8)	45.709	(8)	52.372	(7)	23	

Qualification Rule: best 4 riders from each heat qualify for the next round. Remainder are eliminated.

LEGEND	
* Warning	DNF Did Not Finish
Q Qualified	DNS Did Not Start
	DSQ Disqualified

Timing and Results by  SWISS TIMING

www.bmxholland.com

www.bmx-results.com

CBW01_73B 1.0

Report Created SAT 28 MAY 2011 15:27

Page 1 / 1



PAPENDAL 
HOTEL AND CONFERENCE CENTRE

 Step!
inspireert.

provincie
Gelderland

PAPENDAL 
NATIONAAL SPORTCENTRUM



BMX Supercross WC 2011 - Papendal (NED)

Elite Women
Qualifying

28 MAY 2011
14:00



Moto Sheets



Heat 1

Rank	Bike Number	Name	Run1					Run2					Run3					Total Points
			Gate Select. Order	Gate Number	Time	Pts	Rank	Gate Select. Order	Gate Number	Time	Pts	Rank	Gate Select. Order	Gate Number	Time	Pts	Rank	
1	27	LABOUNKOVÁ Romana	1	8	38.927	(1)	1	1	8	38.167	(1)	1	1	8	36.749	(1)	1	3 Q
2	52	HLADÍKOVÁ Aneta	2	7	39.119	(2)	2	2	7	39.081	(2)	2	2	7	38.615	(2)	2	6 Q
3	108	SMULDERS Laura	4	4	40.289	(3)	3	3	6	40.412	(4)	4	4	5	40.563	(4)	4	11 Q
4	39	CARR Amanda	3	6	54.349	(6)	6	6	3	39.206	(3)	3	3	6	39.768	(3)	3	12 Q
5	125	O'KEEFFE Teagan	6	3	43.526	(4)	4	4	5	41.472	(5)	5	5	3	41.380	(5)	5	14
6	89	ZULUAGA Andrea	7	2	48.562	(5)	5	5	4	41.872	(6)	6	6	4	43.686	(6)	6	17
	86	le CORGUILLÉ Audrey	5	5	DNF	(8)	7	7		DNS	(10)	7	7		DNS	(10)	7	DSQ
	116	QUINALHA Bianca Ijano	8	1	DNF	(8)	8	8		DNS	(10)	8	8		DNS	(10)	8	DSQ





BMX Supercross WC 2011 - Papendal (NED)

Elite Women
Qualifying

28 MAY 2011
14:00



Moto Sheets



Heat 2

Rank	Bike Number	Name	Run1					Run2					Run3					Total Points	
			Gate Select. Order	Gate Number	Time	Pts	Rank	Gate Select. Order	Gate Number	Time	Pts	Rank	Gate Select. Order	Gate Number	Time	Pts	Rank		
1	100	PAJON Mariana	1	6	41.238	(4)	4	4	4	38.482	(1)	1	1	8	38.316	(1)	1	6	Q
2	15	MARTIN Arielle	2	8	40.020	(1)	1	1	8	49.503	(5)	5	5	7	39.715	(2)	2	8	Q
3	105	GEORGE Danielle	7	2	42.649	(6)	6	6	2	42.008	(2)	2	2	4	41.258	(3)	3	11	Q
4	91	van HOOFF Elke	6	3	42.627	(5)	5	5	3	44.777	(3)	3	3	3	49.118	(5)	5	13	Q
5	106	MAIRE Camille	8	1	43.538	(7)	7	7	7	45.824	(4)	4	4	1	43.317	(4)	4	15	
6	469	HERNANDEZ Stefany	5	4	41.198	(3)	3	3	6	1:21.517	(6)	6	6	5	1:27.156	(6)	6	15	
7	446	*DIAZ Maria Gabriela	3	5	40.627	(2)	2	2	5	DNF	(8)	8	8		DNF	(10)	8	20	
8	103	CRAIN Brooke	4	7	DNF	(8)	8	8	1	1:54.446	(7)	7	7		DNF	(10)	7	25	





BMX Supercross WC 2011 - Papendal (NED)

Elite Women
Qualifying

28 MAY 2011
14:00



Moto Sheets



Heat 3

Rank	Bike Number	Name	Run1					Run2					Run3					Total Points	
			Gate Select. Order	Gate Number	Time	Pts	Rank	Gate Select. Order	Gate Number	Time	Pts	Rank	Gate Select. Order	Gate Number	Time	Pts	Rank		
1	96	WALKER Sarah	1	7	38.128	(1)	1	1	7	39.140	(1)	1	1	8	38.099	(2)	2	4	Q
2	6	BRACKEN Rachel	3	6	39.177	(2)	2	2	8	39.539	(2)	2	2	7	39.033	(3)	3	7	Q
3	83	HORÁKOVÁ Jana	2	8	39.935	(3)	3	3	6	1:11.702	(8)	8	8	4	37.886	(1)	1	12	Q
4	115	McLEOD Melinda	4	5	40.165	(5)	5	5	2	39.930	(3)	3	3	2	41.455	(4)	4	12	Q
5	121	VERHAGEN Ashley	8	1	40.156	(4)	4	4	1	41.569	(4)	4	4	1	DNF	(7)	7	15	
6	222	RIMSAITE Vilma	5	4	40.738	(6)	6	6	5	42.955	(5)	5	5	5	46.858	(6)	6	17	
7	124	RUNGE Regula	7	2	44.360	(8)	8	8	4	44.263	(6)	6	6	3	42.695	(5)	5	19	
8	120	le ROUX Enora	6	3	43.424	(7)	7	7	3	44.265	(7)	7	7		DNS	(10)	8	24	





BMX Supercross WC 2011 - Papendal (NED)

Elite Women
Qualifying

28 MAY 2011
14:00



Moto Sheets



Heat 4

Rank	Bike Number	Name	Run1					Run2					Run3					Total Points
			Gate Select. Order	Gate Number	Time	Pts	Rank	Gate Select. Order	Gate Number	Time	Pts	Rank	Gate Select. Order	Gate Number	Time	Pts	Rank	
1	50	POTTIER Magalie	1	8	39.651	(1)	1	1	8	39.292	(1)	1	1	8	39.051	(2)	2	4 Q
2	68	BUCHANAN Caroline	2	7	40.026	(2)	2	2	7	40.890	(4)	4	4	5	38.091	(1)	1	7 Q
3	971	VALENTINO Manon	5	4	40.354	(3)	3	3	6	39.889	(2)	2	2	7	39.829	(3)	3	8 Q
4	44	SEESING Joyce	3	6	40.828	(4)	4	4	4	40.617	(3)	3	3	4	40.147	(4)	4	11 Q
5	102	CHRISTENSEN Simone	6	1	40.953	(5)	5	5	1	42.606	(5)	5	5	2	41.877	(5)	5	15
6	95	COTTEREAU Blandine	8	2	42.296	(7)	7	7	2	44.981	(7)	7	7	1	42.578	(6)	6	20
7	19	DESPEAUX Amélie	4	5	40.989	(6)	6	6	5	43.447	(6)	6	6		DNS	(10)	8	22
8	118	STEVUX Priscila Carnaval	7	3	1:02.416	(8)	8	8	3	45.709	(8)	8	8	3	52.372	(7)	7	23



BMX Supercross WC 2011 - Papendal (NED)

28 MAY 2011
14:00

Elite Men
Qualifying



Results



	Rank	Bike Number	Name	NOC Code	Run1		Run2		Run3		Total Points	
HEAT 1	1	37	van GORKOM Jelle	NED	40.909	(1)	42.800	(1)	42.367	(2)	4	Q
	2	777	WILLERS Marc	NZL	41.282	(2)	57.506	(5)	41.591	(1)	8	Q
	3	97	YOUNG Khalen	AUS	41.945	(3)	43.265	(2)	43.236	(4)	9	Q
	4	191	ANDREASEN Klaus Bøgh	DEN	50.287	(6)	44.052	(3)	46.274	(5)	14	Q
	5	80	HERMAN David	USA	44.569	(4)	1:39.552	(8)	42.603	(3)	15	
	6	787	LINDENMEYER Thorsten	GER	46.821	(5)	52.563	(4)	DNF	(8)	17	
	7	198	VEIDE Rihards	LAT	DNF	(8)	58.620	(6)	DNF	(8)	22	
	8	133	CRISTOFOLI Roberto	ITA	DNF	(8)	1:01.673	(7)	DNF	(8)	23	
HEAT 2	1	717	JIMENEZ CAICEDO	COL	42.741	(1)	42.223	(1)	43.430	(1)	3	Q
	2	40	BISSELING Sander	NED	47.889	(3)	43.794	(2)	44.119	(3)	8	Q
	3	457	CALLAN Joshua	AUS	48.770	(4)	44.012	(3)	43.858	(2)	9	Q
	4	114	CASTRO HERRERA Augusto	COL	49.530	(5)	46.007	(4)	45.514	(5)	14	Q
	5	15	SCHERPEN Martijn	NED	43.420	(2)	1:03.977	(7)	DNF	(7)	16	
	6	373	BLANC Renaud	SUI	DNF	(8)	48.368	(5)	44.449	(4)	17	
	7	167	JAMES Kurt	NZL	50.416	(6)	51.440	(6)	49.930	(6)	18	
HEAT 3		421	RICCARDI Romain	ITA	DNF	(8)	DNS	(10)	DNS	(10)	DSQ	
	1	91	*WILLOUGHBY Sam	AUS	40.953	(1)	41.231	(1)	41.421	(2)	4	Q
	2	69	GODET Damien	FRA	42.737	(2)	41.693	(3)	41.966	(3)	8	Q
	3	566	OQUENDO ZABALA Carlos	COL	47.688	(6)	41.634	(2)	41.379	(1)	9	Q
	4	158	MANKUS Toms	LAT	45.188	(3)	42.759	(4)	42.027	(4)	11	Q
	5	216	DUBOIS Arnaud	BEL	46.822	(4)	48.336	(5)	46.811	(7)	16	
	6	169	GODET Julien	FRA	47.372	(5)	DNF	(7)	43.785	(6)	18	
	7	14	CALEYRON Quentin	FRA	DNF	(8)	DNF	(7)	43.306	(5)	20	
HEAT 4		99	REID Corey	USA	DNF	(8)	DNS	(10)	DNS	(10)	DSQ	
	1	64	LONG Nicholas	USA	41.566	(1)	41.033	(1)	40.551	(2)	4	Q
	2	24	SHARRAH Corben	USA	42.129	(2)	41.060	(2)	40.492	(1)	5	Q
	3	60	DIAZ MONTANA Jose	COL	51.908	(4)	46.619	(5)	43.957	(4)	13	Q
	4	102	THERKILDSEN Morten	DEN	DNF	(8)	44.999	(3)	41.983	(3)	14	Q
	5	18	*TAMME Lukáš	CZE	47.222	(3)	2:10.419	(8)	46.516	(5)	16	
	6	13	RINDERKNECHT Roger	SUI	54.382	(5)	46.558	(4)	DNF	(8)	17	
	7	245	JACOBS Toon	BEL	1:02.349	(6)	49.844	(6)	46.857	(6)	18	
8	32	KARTFJORD Sebastian	NOR	DNF	(8)	1:05.934	(7)	DNF	(8)	23		

BMX Supercross WC 2011 - Papendal (NED)

28 MAY 2011
14:00

Elite Men
Qualifying




Results



	Rank	Bike Number	Name	NOC Code	Run1		Run2		Run3		Total Points	
HEAT 5	1	50	FALLA BUCHELY Emilio	ECU	43.211	(2)	43.572	(2)	45.478	(3)	7	Q
	2	49	NYHAUG Tory	CAN	52.469	(6)	42.539	(1)	43.669	(1)	8	Q
	3	954	FAORO Tyler	USA	43.423	(3)	48.996	(6)	45.239	(2)	11	Q
	4	240	RAMIREZ YEPEZ C A	COL	43.466	(4)	43.692	(3)	56.555	(6)	13	Q
	5	818	PERRIER Julian	FRA	49.738	(5)	48.089	(5)	54.521	(5)	15	
	6	316	BROWN Tyler	USA	DNF	(8)	46.322	(4)	45.655	(4)	16	
	7	121	van der BIEZEN Raymon	NED	42.415	(1)	DNF	(7)	DNS	(10)	18	
		162	McCORMACK Connor	CAN	DNF	(8)	DNS	(10)	DNS	(10)	DSQ	
HEAT 6	1	42	KIRKHAM Brian	AUS	42.758	(1)	41.770	(1)	42.287	(1)	3	Q
	2	197	TREIMANIS Edzus	LAT	42.964	(2)	49.486	(6)	42.944	(2)	10	Q
	3	12	PROKOP Michal	CZE	51.767	(5)	46.029	(4)	43.344	(4)	13	Q
	4	98	ROGERS Jason	USA	44.690	(3)	58.169	(8)	43.044	(3)	14	Q
	5	144	DEAN Anthony	AUS	55.021	(7)	43.467	(2)	44.836	(5)	14	
	6	48	GRAF David	SUI	46.358	(4)	45.971	(3)	48.110	(7)	14	
	7	86	ANTHONY Alex	USA	53.423	(6)	48.074	(5)	44.999	(6)	17	
	8	61	MEYERS Joshua	USA	56.602	(8)	52.849	(7)	50.914	(8)	23	
HEAT 7	1	3	DAUDET Joris	FRA	42.640	(1)	42.244	(1)	40.816	(1)	3	Q
	2	161	van de WETERING Glenn	NED	44.033	(2)	42.725	(2)	42.226	(2)	6	Q
	3	10	ROBINSON Donny	USA	51.015	(3)	43.722	(4)	42.566	(3)	10	Q
	4	150	HARMSEN Joris	NED	55.833	(4)	46.283	(5)	43.196	(4)	13	Q
	5	20	AGUILUZ Andre Fossa	NOR	59.895	(6)	43.300	(3)	43.864	(5)	14	
	6	689	BAIER Maik	GER	56.526	(5)	47.338	(6)	50.788	(6)	17	
	7	194	TANNIGER Romain	SUI	1:13.321	(7)	51.453	(7)	DNF	(7)	21	
		82	ROBINSON Michael	AUS	DNF	(8)	DNS	(10)	DNS	(10)	DSQ	
HEAT 8	1	4	HAMON Thomas	FRA	41.496	(1)	43.369	(1)	41.393	(1)	3	Q
	2	17	MADILL Luke	AUS	42.587	(3)	43.794	(2)	41.898	(2)	7	Q
	3	92	JASPERS Martijn	NED	42.985	(4)	44.953	(3)	42.245	(3)	10	Q
	4	365	DAY Mike	USA	42.150	(2)	45.797	(4)	42.859	(4)	10	Q
	5	217	GOODWIN Darryn	AUS	DNF	(8)	46.935	(5)	43.289	(5)	18	
	6	120	PELLUARD Vincent	FRA	46.920	(5)	48.584	(6)	53.633	(7)	18	
	7	218	HUBERT Thomas	AUS	48.004	(6)	55.987	(7)	47.559	(6)	19	
	8	28	de VECCHI Manuel	ITA	48.535	(7)	DNF	(8)	DNF	(8)	23	

Qualification Rule: best 4 riders from each heat qualify for the next round. Remainder are eliminated.

LEGEND		DNF	DNS	DSQ
*	Warning	Did Not Finish	Did Not Start	Disqualified
Q	Qualified			

Timing and Results by 

www.bmxholland.com

www.bmx-results.com

CBM01_73B 1.0

Report Created SAT 28 MAY 2011 15:45

Page 2 / 2





BMX Supercross WC 2011 - Papendal (NED)

28 MAY 2011
14:00

Elite Men
Qualifying



Moto Sheets



Heat 1

Rank	Bike Number	Name	Run1					Run2					Run3					Total Points
			Gate Select. Order	Gate Number	Time	Pts	Rank	Gate Select. Order	Gate Number	Time	Pts	Rank	Gate Select. Order	Gate Number	Time	Pts	Rank	
1	37	van GORKOM Jelle	1	1	40.909	(1)	1	1	1	42.800	(1)	1	1	1	42.367	(2)	2	4 Q
2	777	WILLERS Marc	2	2	41.282	(2)	2	2	2	57.506	(5)	5	5	5	41.591	(1)	1	8 Q
3	97	YOUNG Khalen	5	4	41.945	(3)	3	3	3	43.265	(2)	2	2	2	43.236	(4)	4	9 Q
4	191	ANDREASEN Klaus Bøgh	6	5	50.287	(6)	6	6	5	44.052	(3)	3	3	3	46.274	(5)	5	14 Q
5	80	HERMAN David	3	6	44.569	(4)	4	4	6	1:39.552	(8)	8	8	8	42.603	(3)	3	15
6	787	LINDENMEYER Thorsten	7	7	46.821	(5)	5	5	4	52.563	(4)	4	4	4	DNF	(8)	6	17
7	198	VEIDE Rihards	4	3	DNF	(8)	7	7	7	58.620	(6)	6	6	6	DNF	(8)	7	22
8	133	CRISTOFOLI Roberto	8	8	DNF	(8)	8	8	8	1:01.673	(7)	7	7	7	DNF	(8)	8	23





BMX Supercross WC 2011 - Papendal (NED)

28 MAY 2011
14:00

Elite Men
Qualifying



Moto Sheets



Heat 2

Rank	Bike Number	Name	Run1					Run2					Run3					Total Points	
			Gate Select. Order	Gate Number	Time	Pts	Rank	Gate Select. Order	Gate Number	Time	Pts	Rank	Gate Select. Order	Gate Number	Time	Pts	Rank		
1	717	JIMENEZ CAICEDO Andres Eduardo	1	1	42.741	(1)	1	1	1	42.223	(1)	1	1	1	43.430	(1)	1	3	Q
2	40	BISSELING Sander	5	5	47.889	(3)	3	3	3	43.794	(2)	2	2	2	44.119	(3)	3	8	Q
3	457	CALLAN Joshua	4	4	48.770	(4)	4	4	4	44.012	(3)	3	3	3	43.858	(2)	2	9	Q
4	114	CASTRO HERRERA Augusto	8	8	49.530	(5)	5	5	5	46.007	(4)	4	4	4	45.514	(5)	5	14	Q
5	15	SCHERPEN Martijn	7	6	43.420	(2)	2	2	2	1:03.977	(7)	7	7	7	DNF	(7)	7	16	
6	373	BLANC Renaud	3	3	DNF	(8)	8	8	6	48.368	(5)	5	5	5	44.449	(4)	4	17	
7	167	JAMES Kurt	6	7	50.416	(6)	6	6	7	51.440	(6)	6	6	6	49.930	(6)	6	18	
	421	RICCARDI Romain	2	2	DNF	(8)	7	7		DNS	(10)	8	8		DNS	(10)	8	DSQ	





BMX Supercross WC 2011 - Papendal (NED)

28 MAY 2011
14:00

Elite Men
Qualifying



Moto Sheets



Heat 3

Rank	Bike Number	Name	Run1				Run2				Run3				Total Points			
			Gate Select. Order	Gate Number	Time	Pts Rank	Gate Select. Order	Gate Number	Time	Pts Rank	Gate Select. Order	Gate Number	Time	Pts Rank				
1	91	*WILLOUGHBY Sam	1	1	40.953	(1)	1	1	1	41.231	(1)	1	1	1	41.421	(2)	2	4 Q
2	69	GODET Damien	2	2	42.737	(2)	2	2	2	41.693	(3)	3	3	3	41.966	(3)	3	8 Q
3	566	OQUENDO ZABALA Carlos	3	3	47.688	(6)	6	6	6	41.634	(2)	2	2	2	41.379	(1)	1	9 Q
4	158	MANKUS Toms	7	8	45.188	(3)	3	3	3	42.759	(4)	4	4	4	42.027	(4)	4	11 Q
5	216	DUBOIS Arnaud	4	4	46.822	(4)	4	4	4	48.336	(5)	5	5	8	46.811	(7)	7	16
6	169	GODET Julien	6	6	47.372	(5)	5	5	5	DNF	(7)	6	6	6	43.785	(6)	6	18
7	14	CALEYRON Quentin	5	5	DNF	(8)	7	7	7	DNF	(7)	7	7	5	43.306	(5)	5	20
	99	REID Corey	8	7	DNF	(8)	8	8		DNS	(10)	8	8		DNS	(10)	8	DSQ





BMX Supercross WC 2011 - Papendal (NED)

28 MAY 2011
14:00

Elite Men
Qualifying



Moto Sheets



Heat 4

Rank	Bike Number	Name	Run1					Run2					Run3					Total Points
			Gate Select. Order	Gate Number	Time	Pts	Rank	Gate Select. Order	Gate Number	Time	Pts	Rank	Gate Select. Order	Gate Number	Time	Pts	Rank	
1	64	LONG Nicholas	2	2	41.566	(1)	1	1	1	41.033	(1)	1	1	1	40.551	(2)	2	4 Q
2	24	SHARRAH Corben	1	1	42.129	(2)	2	2	2	41.060	(2)	2	2	2	40.492	(1)	1	5 Q
3	60	DIAZ MONTANA Jose	8	7	51.908	(4)	4	4	4	46.619	(5)	5	5	5	43.957	(4)	4	13 Q
4	102	THERKILDSEN Morten	3	8	DNF	(8)	7	7	8	44.999	(3)	3	3	3	41.983	(3)	3	14 Q
5	18	*TAMME Lukáš	4	3	47.222	(3)	3	3	3	2:10.419	(8)	8	8	8	46.516	(5)	5	16
6	13	RINDERKNECHT Roger	6	5	54.382	(5)	5	5	5	46.558	(4)	4	4	4	DNF	(8)	7	17
7	245	JACOBS Toon	7	6	1:02.349	(6)	6	6	6	49.844	(6)	6	6	6	46.857	(6)	6	18
8	32	KARTFJORD Sebastian	5	4	DNF	(8)	8	8	7	1:05.934	(7)	7	7	7	DNF	(8)	8	23





BMX Supercross WC 2011 - Papendal (NED)

28 MAY 2011
14:00

Elite Men
Qualifying



Moto Sheets



Heat 5

Rank	Bike Number	Name	Run1					Run2					Run3					Total Points
			Gate Select. Order	Gate Number	Time	Pts	Rank	Gate Select. Order	Gate Number	Time	Pts	Rank	Gate Select. Order	Gate Number	Time	Pts	Rank	
1	50	FALLA BUCHELY Emilio	5	4	43.211	(2)	2	2	6	43.572	(2)	2	2	3	45.478	(3)	3	7 Q
2	49	NYHAUG Tory	2	2	52.469	(6)	6	6	4	42.539	(1)	1	1	1	43.669	(1)	1	8 Q
3	954	FAORO Tyler	3	7	43.423	(3)	3	3	7	48.996	(6)	6	6	6	45.239	(2)	2	11 Q
4	240	RAMIREZ YEPEZ Carlos Alberto	4	3	43.466	(4)	4	4	3	43.692	(3)	3	3	2	56.555	(6)	6	13 Q
5	818	PERRIER Julian	7	6	49.738	(5)	5	5	2	48.089	(5)	5	5	5	54.521	(5)	5	15
6	316	BROWN Tyler	6	5	DNF	(8)	7	7	5	46.322	(4)	4	4	4	45.655	(4)	4	16
7	121	van der BIEZEN Raymon	1	1	42.415	(1)	1	1	1	DNF	(7)	7	7		DNS	(10)	7	18
	162	McCORMACK Connor	8	8	DNF	(8)	8	8		DNS	(10)	8	8		DNS	(10)	8	DSQ





BMX Supercross WC 2011 - Papendal (NED)

28 MAY 2011
14:00

Elite Men
Qualifying



Moto Sheets



Heat 6

Rank	Bike Number	Name	Run1					Run2					Run3					Total Points	
			Gate Select. Order	Gate Number	Time	Pts	Rank	Gate Select. Order	Gate Number	Time	Pts	Rank	Gate Select. Order	Gate Number	Time	Pts	Rank		
1	42	KIRKHAM Brian	7	7	42.758	(1)	1	1	1	41.770	(1)	1	1	1	42.287	(1)	1	3	Q
2	197	TREIMANIS Edzus	1	1	42.964	(2)	2	2	2	49.486	(6)	6	6	5	42.944	(2)	2	10	Q
3	12	PROKOP Michal	5	5	51.767	(5)	5	5	5	46.029	(4)	4	4	4	43.344	(4)	4	13	Q
4	98	ROGERS Jason	3	3	44.690	(3)	3	3	3	58.169	(8)	8	8	7	43.044	(3)	3	14	Q
5	144	DEAN Anthony	6	6	55.021	(7)	7	7	7	43.467	(2)	2	2	2	44.836	(5)	5	14	
6	48	GRAF David	4	4	46.358	(4)	4	4	4	45.971	(3)	3	3	3	48.110	(7)	7	14	
7	86	ANTHONY Alex	8	8	53.423	(6)	6	6	6	48.074	(5)	5	5	8	44.999	(6)	6	17	
8	61	MEYERS Joshua	2	2	56.602	(8)	8	8	8	52.849	(7)	7	7	6	50.914	(8)	8	23	





BMX Supercross WC 2011 - Papendal (NED)

28 MAY 2011
14:00

Elite Men
Qualifying



Moto Sheets



Heat 7

Rank	Bike Number	Name	Run1					Run2					Run3					Total Points	
			Gate Select. Order	Gate Number	Time	Pts	Rank	Gate Select. Order	Gate Number	Time	Pts	Rank	Gate Select. Order	Gate Number	Time	Pts	Rank		
1	3	DAUDET Joris	1	1	42.640	(1)	1	1	1	42.244	(1)	1	1	1	40.816	(1)	1	3	Q
2	161	van de WETERING Glenn	3	3	44.033	(2)	2	2	2	42.725	(2)	2	2	2	42.226	(2)	2	6	Q
3	10	ROBINSON Donny	6	6	51.015	(3)	3	3	3	43.722	(4)	4	4	3	42.566	(3)	3	10	Q
4	150	HARMSSEN Joris	4	4	55.833	(4)	4	4	4	46.283	(5)	5	5	5	43.196	(4)	4	13	Q
5	20	AGUILUZ Andre Fossa	2	2	59.895	(6)	6	6	6	43.300	(3)	3	3	4	43.864	(5)	5	14	
6	689	BAIER Maik	7	7	56.526	(5)	5	5	5	47.338	(6)	6	6	6	50.788	(6)	6	17	
7	194	TANNIGER Romain	8	8	1:13.321	(7)	7	7	7	51.453	(7)	7	7	7	DNF	(7)	7	21	
	82	ROBINSON Michael	5	5	DNF	(8)	8	8		DNS	(10)	8	8		DNS	(10)	8	DSQ	





BMX Supercross WC 2011 - Papendal (NED)

28 MAY 2011
14:00

Elite Men
Qualifying



Moto Sheets



Heat 8

Rank	Bike Number	Name	Run1					Run2					Run3					Total Points	
			Gate Select. Order	Gate Number	Time	Pts	Rank	Gate Select. Order	Gate Number	Time	Pts	Rank	Gate Select. Order	Gate Number	Time	Pts	Rank		
1	4	HAMON Thomas	6	6	41.496	(1)	1	1	4	43.369	(1)	1	1	4	41.393	(1)	1	3	Q
2	17	MADILL Luke	1	1	42.587	(3)	3	3	2	43.794	(2)	2	2	1	41.898	(2)	2	7	Q
3	92	JASPERS Martijn	8	8	42.985	(4)	4	4	3	44.953	(3)	3	3	2	42.245	(3)	3	10	Q
4	365	DAY Mike	2	2	42.150	(2)	2	2	1	45.797	(4)	4	4	5	42.859	(4)	4	10	Q
5	217	GOODWIN Darryn	3	3	DNF	(8)	8	8	8	46.935	(5)	5	5	3	43.289	(5)	5	18	
6	120	PELLUARD Vincent	7	7	46.920	(5)	5	5	5	48.584	(6)	6	6	6	53.633	(7)	7	18	
7	218	HUBERT Thomas	5	5	48.004	(6)	6	6	6	55.987	(7)	7	7	7	47.559	(6)	6	19	
8	28	de VECCHI Manuel	4	4	48.535	(7)	7	7	7	DNF	(8)	8	8	8	DNF	(8)	8	23	



BMX Supercross WC 2011 - Papendal (NED)

28 MAY 2011
15:45

Elite Men
1/4 Finals



Results




	Rank	Bike Number	Name	NOC Code	Time	
HEAT 1	1	777	WILLERS Marc	NZL	42.129	Q
	2	37	van GORKOM Jelle	NED	42.144	Q
	3	457	CALLAN Joshua	AUS	43.115	Q
	4	717	JIMENEZ CAICEDO Andres Eduardo	COL	43.126	Q
	5	97	YOUNG Khalen	AUS	43.413	
	6	191	ANDREASEN Klaus Bøgh	DEN	47.340	
	7	40	BISSELING Sander	NED	49.789	
	8	114	CASTRO HERRERA Augusto	COL	55.421	
HEAT 2	1	91	*WILLOUGHBY Sam	AUS	40.610	Q
	2	24	SHARRAH Corben	USA	41.403	Q
	3	158	MANKUS Toms	LAT	45.294	Q
	4	60	DIAZ MONTANA Jose	COL	48.159	Q
	5	566	OQUENDO ZABALA Carlos	COL	49.126	
	6	102	THERKILDSSEN Morten	DEN	1:05.400	
	7	64	LONG Nicholas	USA	DNF	
	8	69	GODET Damien	FRA	DNF	
HEAT 3	1	197	TREIMANIS Edzus	LAT	41.530	Q
	2	49	NYHAUG Tory	CAN	42.081	Q
	3	12	PROKOP Michal	CZE	42.351	Q
	4	42	KIRKHAM Brian	AUS	42.456	Q
	5	954	FAORO Tyler	USA	43.629	
	6	240	RAMIREZ YEPEZ Carlos Alberto	COL	43.992	
	7	98	ROGERS Jason	USA	46.302	
	8	50	FALLA BUCHELY Emilio	ECU	DNF	
HEAT 4	1	3	DAUDET Joris	FRA	41.144	Q
	2	10	ROBINSON Donny	USA	43.170	Q
	3	365	DAY Mike	USA	43.825	Q
	4	4	HAMON Thomas	FRA	44.655	Q
	5	150	HARMSSEN Joris	NED	51.857	
	6	92	JASPERS Martijn	NED	1:13.242	
	7	161	van de WETERING Glenn	NED	1:32.869	
	8	17	MADILL Luke	AUS	DNF	

Qualification Rule: best 4 riders from each heat qualify for the next round. Remainder are eliminated.

LEGEND

* Warning DNF Did Not Finish Q Qualified

Timing and Results by 

www.bmxholland.com

www.bmx-results.com

CBM01_73B 1.0

Report Created SAT 28 MAY 2011 16:08

Page 1 / 1



PAPENDAL 
HOTEL AND CONFERENCE CENTRE

Step!
inspireert.

provincie
Gelderland

PAPENDAL 
NATIONAAL SPORTCENTRUM

BMX Supercross WC 2011 - Papendal (NED)

28 MAY 2011
16:00

Elite Women
Semifinal Run1



Results



	Rank	Bike Number	Name	NOC Code	Time	
HEAT 1	1	100	PAJON Mariana	COL	38.136	Q
	2	27	LABOUNKOVÁ Romana	CZE	38.304	Q
	3	15	MARTIN Arielle	USA	38.699	Q
	4	52	HLADÍKOVÁ Aneta	CZE	39.110	Q
	5	108	SMULDERS Laura	NED	39.192	
	6	39	CARR Amanda	USA	41.158	
	7	105	GEORGE Danielle	USA	42.655	
	8	91	van HOOFF Elke	BEL	42.998	
HEAT 2	1	96	WALKER Sarah	NZL	37.344	Q
	2	68	BUCHANAN Caroline	AUS	38.498	Q
	3	50	POTTIER Magalie	FRA	38.914	Q
	4	83	HORÁKOVÁ Jana	CZE	39.164	Q
	5	44	SEESING Joyce	NED	39.419	
	6	6	BRACKEN Rachel	AUS	40.123	
	7	971	VALENTINO Manon	FRA	40.164	
	8	115	McLEOD Melinda	AUS	41.962	

Qualification Rule: best 4 riders from each heat qualify for the finals. Remainder are eliminated.

LEGEND

Q Qualified

BMX Supercross WC 2011 - Papendal (NED)

28 MAY 2011
16:10

Elite Men
Semifinal Run1



Results




	Rank	Bike Number	Name	NOC Code	Time	
HEAT 1	1	37	van GORKOM Jelle	NED	40.732	Q
	2	777	WILLERS Marc	NZL	41.109	Q
	3	91	*WILLOUGHBY Sam	AUS	41.513	Q
	4	457	CALLAN Joshua	AUS	42.190	Q
	5	717	JIMENEZ CAICEDO Andres Eduardo	COL	44.013	
	6	60	DIAZ MONTANA Jose	COL	45.727	
	7	158	MANKUS Toms	LAT	51.446	
	8	24	SHARRAH Corben	USA	DNF	
HEAT 2	1	3	DAUDET Joris	FRA	40.661	Q
	2	197	TREIMANIS Edzus	LAT	41.522	Q
	3	49	NYHAUG Tory	CAN	41.899	Q
	4	42	KIRKHAM Brian	AUS	42.128	Q
	5	365	DAY Mike	USA	42.709	
	6	12	PROKOP Michal	CZE	43.221	
	7	10	ROBINSON Donny	USA	DNF	
	8	4	HAMON Thomas	FRA	DNF	

Qualification Rule: best 4 riders from each heat qualify for the finals. Remainder are eliminated.

LEGEND

* Warning DNF Did Not Finish Q Qualified

Timing and Results by  SWISS TIMING

www.bmxholland.com

www.bmx-results.com

CBM01_73B 1.0

Report Created SAT 28 MAY 2011 16:30

Page 1 / 1



BMX Supercross WC 2011 - Papendal (NED)

Elite Women
 Final

28 MAY 2011
 16:30




Results



Rank	Bike Number	Name	NOC Code	Date of Birth	Time	Gap
1	96	WALKER Sarah	NZL	10 JUL 1988	36.985	
2	27	LABOUNKOVÁ Romana	CZE	27 APR 1989	37.305	+0.320
3	68	BUCHANAN Caroline	AUS	24 OCT 1990	37.897	+0.912
4	50	POTTIER Magalie	FRA	16 MAR 1989	37.915	+0.930
5	100	PAJON Mariana	COL	10 OCT 1991	38.096	+1.111
6	15	MARTIN Arielle	USA	30 JUL 1985	39.051	+2.066
7	52	HLADÍKOVÁ Aneta	CZE	30 AUG 1984	39.558	+2.573
8	83	HORÁKOVÁ Jana	CZE	4 SEP 1983	39.880	+2.895

NOTES

In the final DNF, REL or DNS are ranked. In case of multiple DNF, REL or DNS, the tiebreaker (within each group) will be the gate selection order of the final

Timing and Results by  **SWISS TIMING**

www.bmxholland.com

www.bmx-results.com

CBW01_73C 1.0

Report Created SAT 28 MAY 2011 16:47

Page 1 / 1



BMX Supercross WC 2011 - Papendal (NED)

Elite Women

27 MAY 2011
13:00




Competition Bracket



Semifinals				Final			
Heat 1				Heat 1			
			Rk				Rk
100	PAJON Mariana	COL	1	96	WALKER Sarah	NZL	1
27	LABOUNKOVÁ Romana	CZE	2	27	LABOUNKOVÁ Romana	CZE	2
15	MARTIN Arielle	USA	3	68	BUCHANAN Caroline	AUS	3
52	HLADÍKOVÁ Aneta	CZE	4	50	POTTIER Magalie	FRA	4
108	SMULDERS Laura	NED	5	100	PAJON Mariana	COL	5
39	CARR Amanda	USA	6	15	MARTIN Arielle	USA	6
105	GEORGE Danielle	USA	7	52	HLADÍKOVÁ Aneta	CZE	7
91	van HOOFF Elke	BEL	8	83	HORÁKOVÁ Jana	CZE	8
Heat 2							
			Rk				
96	WALKER Sarah	NZL	1				
68	BUCHANAN Caroline	AUS	2				
50	POTTIER Magalie	FRA	3				
83	HORÁKOVÁ Jana	CZE	4				
44	SEESING Joyce	NED	5				
6	BRACKEN Rachel	AUS	6				
971	VALENTINO Manon	FRA	7				
115	McLEOD Melinda	AUS	8				

LEGEND

Rk Rank

Timing and Results by  **SWISS TIMING**

www.bmxholland.com

www.bmx-results.com

CBW01_75 1.0

Report Created SAT 28 MAY 2011 16:49

Page 1 / 1



PAPENDAL 
HOTEL AND CONFERENCE CENTRE



provincie
Gelderland

PAPENDAL 
NATIONAAL SPORTCENTRUM

BMX Supercross WC 2011 - Papendal (NED)

Elite Women
Final

28 MAY 2011
16:48



Results Summary



Rank	Bike Number	Name	NOC Code	Heat	Position	Points	Result / Tiebreaker
Final							
1	96	WALKER Sarah	NZL		1		36.985
2	27	LABOUNKOVÁ Romana	CZE		2		37.305
3	68	BUCHANAN Caroline	AUS		3		37.897
4	50	POTTIER Magalie	FRA		4		37.915
5	100	PAJON Mariana	COL		5		38.096
6	15	MARTIN Arielle	USA		6		39.051
7	52	HLADÍKOVÁ Aneta	CZE		7		39.558
8	83	HORÁKOVÁ Jana	CZE		8		39.880
Semifinal							
9	108	SMULDERS Laura	NED	1	5	5	39.192
10	44	SEESING Joyce	NED	2	5	5	39.419
11	6	BRACKEN Rachel	AUS	2	6	6	40.123
12	39	CARR Amanda	USA	1	6	6	41.158
13	971	VALENTINO Manon	FRA	2	7	7	40.164
14	105	GEORGE Danielle	USA	1	7	7	42.655
15	115	McLEOD Melinda	AUS	2	8	8	41.962
16	91	van HOOFF Elke	BEL	1	8	8	42.998
Qualifying							
17	125	O'KEEFFE Teagan	RSA	1	5	14	
18	102	CHRISTENSEN Simone	DEN	4	5	15	41.877
19	106	MAIRE Camille	FRA	2	5	15	43.317
20	121	VERHAGEN Ashley	USA	3	5	15	DNF
21	469	HERNANDEZ Stefany	VEN	2	6	15	
22	89	ZULUAGA Andrea	COL	1	6	17	43.686
23	222	RIMSAITE Vilma	LTU	3	6	17	46.858
24	95	COTTEREAU Blandine	FRA	4	6	20	
25	124	RUNGE Regula	GER	3	7	19	
26	446	DIAZ Maria Gabriela	ARG	2	7	20	
27	19	DESPEAUX Amélie	FRA	4	7	22	
28	118	STEVUX Priscila Carnaval	BRA	4	8	23	
29	120	le ROUX Enora	FRA	3	8	24	
30	103	CRAIN Brooke	USA	2	8	25	
	86	le CORGUILLÉ Audrey	FRA	1			DSQ
	116	QUINALHA Bianca Ijano	BRA	1			DSQ
Time Trial							
31	98	ALEKSEJEW A Sandra	LAT		33		41.877
32	21	REYNOLDS Lauren	AUS		34		48.193

BMX Supercross WC 2011 - Papendal (NED)

28 MAY 2011
16:48

Elite Women
Final



Results Summary




Rank	Bike Number	Name	NOC Code	Heat	Position	Points	Result / Tiebreaker
33	110	RUARTE Maria Eugenia	ARG		35		1:07.268
	123	MOLCIK Anita	AUT				DNS
	11	POST Alise	USA				DNS
	57	AILLOUD Eva	FRA				DNS
	75	van BENTHEM Merle	NED				DNS
	107	PRIES Nadja	GER				DNS
	109	DUTTO Maria Belen	ARG				DNS

NOTES

For Semifinals and Quarterfinals, riders are ranked by their total points and the position in their heat from this phase of the competition (all 5th places are ranked ahead of all 6th places etc.). In case of ties, the 3rd then the 2nd then the 1st run time are considered and displayed above.

LEGEND

DNF Did Not Finish **DNS** Did Not Start **DSQ** Disqualified

Timing and Results by  **SWISS TIMING**

www.bmxholland.com

www.bmx-results.com

CBW_74 1.0

Report Created SAT 28 MAY 2011 16:48

Page 2 / 2



BMX Supercross WC 2011 - Papendal (NED)

28 MAY 2011
16:40

Elite Men
Final



Results



Rank	Bike Number	Name	NOC Code	Date of Birth	Time	Gap
1	777	WILLERS Marc	NZL	11 SEP 1985	40.963	
2	37	van GORKOM Jelle	NED	5 JAN 1991	41.698	+0.735
3	3	DAUDET Joris	FRA	12 FEB 1991	42.800	+1.837
4	49	NYHAUG Tory	CAN	17 APR 1992	43.454	+2.491
5	197	TREIMANIS Edzus	LAT	21 APR 1988	44.950	+3.987
6	457	CALLAN Joshua	AUS	8 APR 1991	45.008	+4.045
7	42	KIRKHAM Brian	AUS	1 JAN 1986	54.459	+13.496
8	91	WILLOUGHBY Sam	AUS	15 AUG 1991	DNF	

NOTES

In the final DNF, REL or DNS are ranked. In case of multiple DNF, REL or DNS, the tiebreaker (within each group) will be the gate selection order of the final

LEGEND

DNF Did Not Finish

Timing and Results by **SWISS TIMING**

www.bmxholland.com

www.bmx-results.com

CBM01_73C 1.0

Report Created SAT 28 MAY 2011 16:52

Page 1 / 1



PAPENDAL 
HOTEL AND CONFERENCE CENTRE



provincie
Gelderland

PAPENDAL 
NATIONAAL SPORTCENTRUM

BMX Supercross WC 2011 - Papendal (NED)

28 MAY 2011
16:55


Elite Men
Final



Results Summary



Rank	Bike Number	Name	NOC Code	Heat	Position	Points	Result / Tiebreaker
Final							
1	777	WILLERS Marc	NZL		1		40.963
2	37	van GORKOM Jelle	NED		2		41.698
3	3	DAUDET Joris	FRA		3		42.800
4	49	NYHAUG Tory	CAN		4		43.454
5	197	TREIMANIS Edzus	LAT		5		44.950
6	457	CALLAN Joshua	AUS		6		45.008
7	42	KIRKHAM Brian	AUS		7		54.459
8	91	WILLOUGHBY Sam	AUS		8		DNF
Semifinal							
9	365	DAY Mike	USA	2	5	5	42.709
10	717	JIMENEZ CAICEDO Andres Eduardo	COL	1	5	5	44.013
11	12	PROKOP Michal	CZE	2	6	6	43.221
12	60	DIAZ MONTANA Jose	COL	1	6	6	45.727
13	158	MANKUS Toms	LAT	1	7	7	
14	10	ROBINSON Donny	USA	2	7	8	
15	24	SHARRAH Corben	USA	1	8	8	DNF
16	4	HAMON Thomas	FRA	2	8	8	DNF
1/4 Finals							
17	97	YOUNG Khalen	AUS	1	5	5	43.413
18	954	FAORO Tyler	USA	3	5	5	43.629
19	566	OQUENDO ZABALA Carlos	COL	2	5	5	49.126
20	150	HARMSSEN Joris	NED	4	5	5	51.857
21	240	RAMIREZ YEPEZ Carlos Alberto	COL	3	6	6	43.992
22	191	ANDREASEN Klaus Bøgh	DEN	1	6	6	47.340
23	102	THERKILDSEN Morten	DEN	2	6	6	1:05.400
24	92	JASPERS Martijn	NED	4	6	6	1:13.242
25	98	ROGERS Jason	USA	3	7	7	46.302
26	40	BISSELING Sander	NED	1	7	7	49.789
27	161	van de WETERING Glenn	NED	4	7	7	1:32.869
28	64	LONG Nicholas	USA	2	7	8	
29	114	CASTRO HERRERA Augusto	COL	1	8	8	55.421
30	17	MADILL Luke	AUS	4	8	8	DNF
31	69	GODET Damien	FRA	2	8	8	DNF
32	50	FALLA BUCHELY Emilio	ECU	3	8	8	DNF
Qualifying							
33	20	AGUILUZ Andre Fossa	NOR	7	5	14	43.864
34	144	DEAN Anthony	AUS	6	5	14	44.836

Timing and Results by  SWISS TIMING

www.bmxholland.com

www.bmx-results.com

CBM_74 1.0

Report Created SAT 28 MAY 2011 16:55

Page 1 / 4



BMX Supercross WC 2011 - Papendal (NED)

28 MAY 2011
16:55

Elite Men
Final




Results Summary



Rank	Bike Number	Name	NOC Code	Heat	Position	Points	Result / Tiebreaker
35	80	HERMAN David	USA	1	5	15	42.603
36	818	PERRIER Julian	FRA	5	5	15	54.521
37	18	TAMME Lukáš	CZE	4	5	16	46.516
38	216	DUBOIS Arnaud	BEL	3	5	16	46.811
39	15	SCHERPEN Martijn	NED	2	5	16	DNF
40	217	GOODWIN Darryn	AUS	8	5	18	
41	48	GRAF David	SUI	6	6	14	
42	316	BROWN Tyler	USA	5	6	16	
43	373	BLANC Renaud	SUI	2	6	17	44.449
44	689	BAIER Maik	GER	7	6	17	50.788
45	13	RINDERKNECHT Roger	SUI	4	6	17	DNF
46	787	LINDENMEYER Thorsten	GER	1	6	17	DNF
47	169	GODET Julien	FRA	3	6	18	43.785
48	120	PELLUARD Vincent	FRA	8	6	18	53.633
49	86	ANTHONY Alex	USA	6	7	17	
50	245	JACOBS Toon	BEL	4	7	18	46.857
51	167	JAMES Kurt	NZL	2	7	18	49.930
52	121	van der BIEZEN Raymon	NED	5	7	18	DNS
53	218	HUBERT Thomas	AUS	8	7	19	
54	14	CALEYRON Quentin	FRA	3	7	20	
55	194	TANNIGER Romain	SUI	7	7	21	
56	198	VEIDE Rihards	LAT	1	7	22	
57	61	MEYERS Joshua	USA	6	8	23	50.914
58	133	CRISTOFOLI Roberto	ITA	1	8	23	1:01.673
59	32	KARTFJORD Sebastian	NOR	4	8	23	1:05.934
60	28	de VECCHI Manuel	ITA	8	8	23	DNF
	421	RICCARDI Romain	ITA	2			DSQ
	82	ROBINSON Michael	AUS	7			DSQ
	162	McCORMACK Connor	CAN	5			DSQ
	99	REID Corey	USA	3			DSQ

Time Trial

61	148	van GENDT Twan	NED		65	46.483
62	147	FRANKS Daniel	NZL		66	46.546
63	155	KIM PEÑA Alejandro	ESP		67	46.927
64	206	WOODCOCK Trent	NZL		68	47.612
65	79	SAMPEI Masahiro	JPN		69	47.705
66	274	GAGNU Francky	FRA		70	48.097
67	189	SZOBOSZLAI Patrtik	HUN		71	48.150
68	117	FANTONI Giacomo	ITA		72	49.287
69	913	SVUB Jan	CZE		73	51.005
70	146	FOX Nicholas	NZL		74	51.358

Timing and Results by  SWISS TIMING

www.bmxholland.com

www.bmx-results.com

CBM_74 1.0

Report Created SAT 28 MAY 2011 16:55

Page 2 / 4



BMX Supercross WC 2011 - Papendal (NED)

Elite Men
Final

28 MAY 2011
16:55



Results Summary



Rank	Bike Number	Name	NOC Code	Heat	Position	Points	Result / Tiebreaker
71	152	GALAN CARRASCO Pablo	ESP		75		54.596
72	322	PIZARRO Ernesto Gabriel	ARG		76		58.822
73	511	CALIXTO Miguel	COL		77		1:05.199
74	46	VODAK Marek	CZE		78		1:06.704
75	223	MONTENEGRO Cesar Matias	ARG		79		1:06.768
76	173	PRAJCZER Peter	HUN		80		1:08.476
77	130	BUJÁKI Bence	HUN		81		1:08.516
78	127	ALEPUZ LÓPEZ Gonzalo	ESP		82		1:08.639
79	572	BRETHAUER Luis	GER		83		1:33.420
80	174	ROZSENICH Gabor	HUN		84		1:44.021
81	126	ENDARA MADERA Fausto	ECU		85		DNF
82	56	SALAZAR LOPEZ Sergio Ignacio	COL		86		DNF
83	149	GUTMANIS Maris	LAT		87		DNF
84	176	SCHMIDT Julian	GER		88		DNF
85	142	DEMGIN Sergey	RUS		89		DNF
86	210	COSTIGLIOLO Martin	ARG		90		DNF
87	220	MIRANDA Leandro Dal Farra	BRA		91		DNF
88	165	MIRELES Christopher	MEX		92		DNF
89	261	NARPE Facundo Martin	ARG		93		DNF
	331	MANTION Rémi	FRA				DNS
	308	LAUSTSEN Niclas	DEN				DNS
	666	van der PUTTEN Ivo	NED				DNS
	909	POLO Federico Gabriel	ARG				DNS
	311	TEPPER Niels	NED				DNS
	43	LAPRAZ Yvan	SUI				DNS
	247	HOLDSTOCK Dean	RSA				DNS
	170	PODESTA Agustin	ARG				DNS
	186	van der KOLK Robin	NED				DNS
	195	TEN VAARWERK Tyson	NED				DNS
	199	HEIJNE Frank	NED				DNS
	203	VEKSA Kristaps	LAT				DNS
	205	VILLEGAS Federico	ARG				DNS
	215	REIS Rogerio	BRA				DNS
	219	MARTINS FERREIRA Igor	BRA				DNS
	207	WOODMANSEE Johnny	USA				DNS
	208	HOOGLAND Jeffrey	NED				DNS
	229	AGUIRRE Elias	CHI				DNS
	236	OSTETI Hugo Vasconcellos	BRA				DNS
	237	WARNIER Bryan	BEL				DNS
	239	HELLEVIK Martin	NOR				DNS
	145	DUCHENE Simon	FRA				DNS
	154	PICKARD Kurt	NZL				DNS

BMX Supercross WC 2011 - Papendal (NED)

28 MAY 2011
16:55

Elite Men
Final



Results Summary




Rank	Bike Number	Name	NOC Code	Heat	Position	Points	Result / Tiebreaker
	180	SMITH LOPEZ Dennison	PUR				DNS
	181	BLOOMFIELD Marcus	GBR				DNS
	182	SOPPELSA Dino	SUI				DNS
	156	LEHNER Severin	GER				DNS
	157	MANATON Curtis	GBR				DNS
	160	MATURANO Fabricio	ARG				DNS
	57	SAKAMOTO Akifumi	JPN				DNS
	58	KELLER Axel	SUI				DNS
	609	BACHELARD Benjamin	FRA				DNS
	96	MARTINEZ Lorin	FRA				DNS
	103	TUMPACH Stepán	CZE				DNS
	115	GOUX Lilian	FRA				DNS
	31	MATISONS Arturs	LAT				DNS
	38	MATSUSHITA Tatsumi	JPN				DNS
	132	BUSTOS Lucas Alfredo	ARG				DNS
	135	CAMPO Alfredo	ECU				DNS
	138	de JONG Pim	NED				DNS

NOTES

For Semifinals and Quarterfinals, riders are ranked by their total points and the position in their heat from this phase of the competition (all 5th places are ranked ahead of all 6th places etc.). In case of ties, the 3rd then the 2nd then the 1st run time are considered and displayed above.

LEGEND

DNF Did Not Finish **DNS** Did Not Start **DSQ** Disqualified

Timing and Results by  **SWISS TIMING**

www.bmxholland.com

www.bmx-results.com

CBM_74 1.0

Report Created SAT 28 MAY 2011 16:55

Page 4 / 4



BMX Supercross WC 2011 - Papendal (NED)

Elite Women
 Final

28 MAY 2011
 16:40



Gate-Rank-Statistics



Rank	Gate								Total
	1	2	3	4	5	6	7	8	
1				3	2	1	2	7	15
2		1			1	2	7	4	15
3	1	1	2	6		2	2	1	15
4	3	1	1	2	1	3	3	1	15
5	3	2	5		3			2	15
6	2	1		4	5	3			15
7	3	2	5		2				12
8	1	4	2		1	1	1		10
Total	13	12	15	15	15	12	15	15	112

BMX Supercross WC 2011 - Papendal (NED)

28 MAY 2011
16:50

Elite Men
Final



Gate-Rank-Statistics



Rank	Gate								Total
	1	2	3	4	5	6	7	8	
1	18	5		5	1	1	1		31
2	7	10	5	2	1	5	1		31
3	3	3	9	3	4	2	2	5	31
4	2	1	3	10	10	2	2	1	31
5		3	4	5	5	5	4	5	31
6		4	1	2	6	7	7	4	31
7	1	3	4	2	2	6	6	6	30
8		2	5	2	2	3	6	3	23
Total	31	31	31	31	31	31	29	24	239



PRESENTED BY **swatch**+

Elite Women



World Cup Standing

- | | | | |
|--------------------------|------------|-------------------------|------------|
| 1 Pietermaritzburg (RSA) | 09.04.2011 | 4 Sarasota, FL (USA) | 17.09.2011 |
| 2 Papendal (NED) | 28.05.2011 | 5 Chula Vista, CA (USA) | 01.10.2011 |
| 3 London (GBR) | 20.08.2011 | | |

Rank	UCI Code	Name	NOC	Total	1	2	3	4	5
1	NZL19880710	WALKER Sarah	NZL	420	180 2	240 1			
2	FRA19900825	VALENTINO Manon	FRA	321	250 1	71 13			
3	FRA19890316	POTTIER Magalie	FRA	299	144 4	155 4			
4	AUS19901024	BUCHANAN Caroline	AUS	294	135 5	159 3			
5	CZE19890427	LABOUNKOVÁ Romana	CZE	265	55 25	210 2			
6	COL19911010	PAJON Mariana	COL	240	105 6	135 5			
7	ARG19810121	DIAZ Maria Gabriela	ARG	215	160 3	55 25			
8	CZE19830904	HORÁKOVÁ Jana	CZE	200	97 9	103 8			
9	USA19850730	MARTIN Arielle	USA	180	63 17	117 6			
10	NED19900222	SEESING Joyce	NED	178	98 8	80 9			
11	CZE19840830	HLADÍKOVÁ Aneta	CZE	162	55 25	107 7			
12	LTU19830224	RIMSAITE Vilma	LTU	154	95 10	59 21			
13	VEN19910615	HERNANDEZ Stefany	VEN	149	90 11	59 21			
14	AUS19910630	BRACKEN Rachel	AUS	146	71 13	75 11			
15	USA19900624	CARR Amanda	USA	138	63 17	75 11			
16	AUS19930212	MCLEOD Melinda	AUS	134	67 15	67 15			
17	USA19930429	CRAIN Brooke	USA	132	80 12	52 28			
18	USA19911014	VERHAGEN Ashley	USA	126	63 17	63 17			
19	COL19891003	ZULUAGA Andrea	COL	126	67 15	59 21			
20	USA19940401	GEORGE Danielle	USA	123	52 29	71 13			
21	RSA19921110	O'KEEFFE Teagan	RSA	122	59 21	63 17			
22	FRA19870319	DESPEAUX Amélie	FRA	114	59 21	55 25			
23	FRA19930210	LE ROUX Enora	FRA	104	52 29	52 28			
24	AUS19910625	REYNOLDS Lauren	AUS	102	102 7				
25	NED19931209	SMULDERS Laura	NED	80		80 9			



PRESENTED BY **swatch**+

Elite Women



World Cup Standing

Rank	UCI Code	Name	NOC	Total	1	2	3	4	5
26	USA19910117W	POST Alise	USA	71	71 13				
27	BEL19911216	VAN HOOFF Elke	BEL	67		67 15			
28	USA19890208	GEVING Amanda	USA	63	63 17				
28	FRA19940407	MAIRE Camille	FRA	63		63 17			
28	DEN19940210	CHRISTENSEN Simone	DEN	63		63 17			
31	FRA19860515	COTTEREAU Blandine	FRA	59		59 21			
31	CAN19860303	COOLS Samantha	CAN	59	59 21				
31	USA19930717	WOLCOTT Taylor	USA	59	59 21				
34	FRA19900625	AILLOUD Eva	FRA	55	55 25				
34	ARG19930411	SORIANO Florencia Ayelen	ARG	55	55 25				
34	GER19891008	RUNGE Regula	GER	55		55 25			
37	BRA19931202	STEVUX Priscila Carnaval	BRA	52		52 28			
38	ARG19890419	RUARTE Maria Eugenia	ARG	52	52 29				
38	LAT19910503	ALEKSEJEWA Sandra	LAT	52	52 29				

Elite Men
World Cup Standing

1 Pietermaritzburg (RSA)	09.04.2011	4 Sarasota, FL (USA)	17.09.2011
2 Papendal (NED)	28.05.2011	5 Chula Vista, CA (USA)	01.10.2011
3 London (GBR)	20.08.2011		

Rank	UCI Code	Name	NOC	Total	1	2	3	4	5
1	FRA19910212	DAUDET Joris	FRA	360	190 2	170 3			
2	USA19920420	SHARRAH Corben	USA	311	222 1	89 11			
3	NZL19850911	WILLERS Marc	NZL	294	85 11	209 2			
4	NED19910105	VAN GORKOM Jelle	NED	285	75 16	210 1			
5	NED19870114	VAN DER BIEZEN Raymon	NED	248	165 4	83 12			
6	CAN19920417	NYHAUG Tory	CAN	236	101 7	135 4			
7	AUS19841120	YOUNG Khalen	AUS	236	173 3	63 21			
8	COL19860827	JIMENEZ CAICEDO Andres Eduardo	COL	207	110 5	97 7			
9	AUS19910815	WILLOUGHBY Sam	AUS	196	86 10	110 6			
10	LAT19880421	TREIMANIS Edzus	LAT	168	40 57	128 5			
11	AUS19860101	KIRKHAM Brian	AUS	164	74 18	90 10			
12	FRA19860319	HAMON Thomas	FRA	141	74 18	67 19			
13	USA19891006	LONG Nicholas	USA	141	73 20	68 18			
14	USA19880509	HERMAN David	USA	139	90 8	49 36			
15	USA19880710	MEYERS Joshua	USA	138	83 12	55 30			
16	COL19871116	OQUENDO ZABALA Carlos	COL	135	72 21	63 21			
17	FRA19861110	GODET Damien	FRA	133	69 22	64 20			
18	COL19861219	CASTRO HERRERA Augusto	COL	132	80 14	52 34			
19	CZE19810401	PROKOP Michal	CZE	127	52 29	75 13			
20	USA19830617	ROBINSON Donny	USA	126	55 28	71 15			
21	COL19870521	DIAZ MONTANA Jose	COL	124	49 34	75 13			
22	ECU19860612	FALLA BUCHELY Emilio	ECU	115	63 23	52 34			
23	USA19850522	BROWN Tyler	USA	109	63 23	46 43			
24	NED19880429	SCHERPEN Martijn	NED	108	59 25	49 36			
25	USA19890527	FAORO Tyler	USA	106	43 50	63 21			

Elite Men

World Cup Standing

Rank	UCI Code	Name	NOC	Total	1	2	3	4	5
26	NED19770430	DE WILDE Robert	NED	105	105 6				
27	SUI19910103	BLANC Renaud	SUI	105	59 25	46 43			
28	NED19851109	BISELING Sander	NED	104	49 34	55 30			
29	DEN19830924	THERKILDTSEN Morten	DEN	102	43 50	59 26			
30	NED19870211	JASPERS Martijn	NED	99	40 57	59 26			
31	CZE19791016	TAMME Lukáš	CZE	98	49 34	49 36			
32	AUS19910408	CALLAN Joshua	AUS	95		95 8			
33	AUS19930802	GOODWIN Darryn	AUS	95	46 42	49 36			
34	AUS19880731	HUBERT Thomas	AUS	95	52 29	43 51			
35	USA19841019	DAY Mike	USA	94		94 9			
36	BEL19860502	DUBOIS Arnaud	BEL	92	43 50	49 36			
37	LAT19911101	VEIDE Rihards	LAT	89	46 42	43 51			
38	FRA19921014	ANDRE Sylvain	FRA	88	88 9				
39	SUI19890908	GRAF David	SUI	86	40 57	46 43			
40	NZL19910712	JAMES Kurt	NZL	86	43 50	43 51			
41	NZL19910314	PICKARD Kurt	NZL	83	83 12				
42	USA19910503	ANTHONY Alex	USA	83	40 57	43 51			
42	ITA19801008	DE VECCHI Manuel	ITA	83	43 50	40 58			
44	AUS19821209	ROBINSON Michael	AUS	80	80 14				
45	NED19920609	VAN GENDT Twan	NED	75	75 16				
46	AUS19800528	MADILL Luke	AUS	71		71 15			
46	LAT19890317	MANKUS Toms	LAT	71		71 15			
48	NED19921126	HARMTSEN Joris	NED	63		63 21			
49	NOR19910526	AGUILUZ Andre Fossa	NOR	60		60 25			
50	ARG19830522	POLO Federico Gabriel	ARG	59	59 25				
51	COL19940312	RAMIREZ YEPEZ Carlos Alberto	COL	59		59 26			
51	DEN19870710	ANDREASEN Klaus Bøgh	DEN	59		59 26			

Elite Men
World Cup Standing

Rank	UCI Code	Name	NOC	Total	1	2	3	4	5
53	NED19910206	VAN DE WETERING Glenn	NED	55		55 30			
53	USA19851118	ROGERS Jason	USA	55		55 30			
55	GER19910319	SCHLANG Daniel	GER	52	52 29				
55	ECU19890604	ENDARA MADERA Fausto	ECU	52	52 29				
55	NED19860826	VAN DER PUTTEN Ivo	NED	52	52 29				
58	RSA19900525	LUBBE Gavin	RSA	49	49 34				
58	GER19920914	BRETHAUER Luis	GER	49	49 34				
58	FRA19881012	HOARAU Olivier	FRA	49	49 34				
58	ARG19881116	MARINO Ramiro	ARG	49	49 34				
58	ITA19880726	RICCARDI Romain	ITA	49	49 34				
63	AUS19910422	DEAN Anthony	AUS	49		49 36			
63	FRA19880504	PERRIER Julian	FRA	49		49 36			
65	AUS19870618	CAMERON Alexander	AUS	46	46 42				
65	USA19861202	NOBLES Barry	USA	46	46 42				
65	BRA19931025	OSTETI Hugo Vasconcellos	BRA	46	46 42				
65	CZE19900220	SVUB Jan	CZE	46	46 42				
65	LAT19891020	GUTMANIS Maris	LAT	46	46 42				
65	COL19860323	SALAZAR LOPEZ Sergio Ignacio	COL	46	46 42				
71	FRA19890926	GODET Julien	FRA	46		46 43			
71	GER19890620	BAIER Maik	GER	46		46 43			
71	SUI19810504	RINDERKNECHT Roger	SUI	46		46 43			
71	GER19871217	LINDENMEYER Thorsten	GER	46		46 43			
71	FRA19900503	PELLUARD Vincent	FRA	46		46 43			
76	GER19941210	SCHMIDT Julian	GER	43	43 50				
76	NZL19930504	WOODCOCK Trent	NZL	43	43 50				
78	FRA19880130	CALEYRON Quentin	FRA	43		43 51			
78	SUI19930928	TANNIGER Romain	SUI	43		43 51			



PRESENTED BY **swatch**+

Elite Men



World Cup Standing

Rank	UCI Code	Name	NOC	Total	1	2	3	4	5
78	BEL19870925	JACOBS Toon	BEL	43		43 51			
81	SUI19881216	KELLER Axel	SUI	40	40 57				
81	CAN19890626	BROWN James	CAN	40	40 57				
81	ARG19930427	BUSTOS Lucas Alfredo	ARG	40	40 57				
81	CZE19890526	TUMPACH Stepán	CZE	40	40 57				
85	ITA19900129	CRISTOFOLI Roberto	ITA	40		40 58			
85	NOR19870806	KARTFJORD Sebastian	NOR	40		40 58			