



(c) craig dutton



PRESENTED BY swatch



(c) craig dutton

Round 3

London (GBR)  
19 - 20 August 2011

**OFFICIAL RESULTS BOOK**

© UCI 2011



# UCI BMX SUPERCROSS London

PRESENTED BY swatch+

## London, ENG

19-20 August **date**

Olympic BMX Venue, Olympic Park **venue**

Men 470 m  
Women 430 m **track length**

Tom Ritzenthaler **track design**



**AGS**  
AHLGREN GRAPHICS SWEDEN  
www.AhlgrenGraphics.com  
**VEIDEC**

Track layout may be subject to change

Copyright © 2011 ELITETRAX INC. All rights reserved



(c) craig dutton



## BMX Supercross WC 2011 - London (GBR)



### Number of Entries by NOC

As of 18 AUG 2011



NOC	Elite Men	Elite Women	Total Riders
ARG - Argentina	4	3	7
AUS - Australia	9	5	14
AUT - Austria	1		1
BEL - Belgium	1	1	2
BRA - Brazil	2	5	7
CAN - Canada	2		2
COL - Colombia	5	2	7
CZE - Czech Republic	5	2	7
DEN - Denmark	3		3
ECU - Ecuador	2		2
ESP - Spain	4		4
FRA - France	12	4	16
GBR - Great Britain	8	2	10
GER - Germany	8		8
HUN - Hungary	3		3
ITA - Italy	5		5
JPN - Japan	3		3
LAT - Latvia	7		7
LTU - Lithuania		1	1
NED - Netherlands	9	5	14
NOR - Norway	2		2
NZL - New Zealand	4	1	5
RSA - South Africa	1	1	2
SUI - Switzerland	6		6
SWE - Sweden	2		2
USA - United States	17	6	23
VEN - Venezuela	1	1	2
<b>Total:</b>	<b>126</b>	<b>39</b>	<b>165</b>
<b>Number of NOCs:</b>	<b>26</b>	<b>14</b>	<b>27</b>



## BMX Supercross WC 2011 - London (GBR)

### Elite Women



#### Entry List by Event

As of 18 AUG 2011



NOC	Bike Number	Name	SX Ranking	UCI Code	Date of Birth
ARG - Argentina	446	DIAZ Maria Gabriela	7	ARG19810121	21 JAN 1981
	103	DIAZ Mariana		ARG19920920	20 SEP 1992
	110	SORIANO Florencia Ayelen	34	ARG19930411	11 APR 1993
AUS - Australia	36	BRACKEN Rachel	14	AUS19910630	30 JUN 1991
	68	BUCHANAN Caroline	4	AUS19901024	24 OCT 1990
	51	DELLAR Kirsten		AUS19921029	29 OCT 1992
	555	McLEOD Melinda	16	AUS19930212	12 FEB 1993
	21	REYNOLDS Lauren	24	AUS19910625	25 JUN 1991
BEL - Belgium	91	van HOOFF Elke	27	BEL19911216	16 DEC 1991
BRA - Brazil	117	CHAVES Thaynara Morosini		BRA19950106	6 JAN 1995
	102	de ALMEIDA Naiara		BRA19920716	16 JUL 1992
	108	QUINALHA Bianca Ijano		BRA19931003	3 OCT 1993
	115	STEIN Squel		BRA19910709	9 JUL 1991
	116	STEVUX Priscila Carnaval	37	BRA19931202	2 DEC 1993
COL - Colombia	1	PAJON Mariana	6	COL19911010	10 OCT 1991
	89	ZULUAGA Andrea	18	COL19891003	3 OCT 1989
CZE - Czech Republic	52	HLADÍKOVÁ Aneta	11	CZE19840830	30 AUG 1984
	83	HORÁKOVÁ Jana	8	CZE19830904	4 SEP 1983
FRA - France	95	COTTEREAU Blandine	31	FRA19860515	15 MAY 1986
	22	le CORGUILLÉ Laëtitia		FRA19860729	29 JUL 1986
	3	POTTIER Magalie	3	FRA19890316	16 MAR 1989
	971	VALENTINO Manon	2	FRA19900825	25 AUG 1990
GBR - Great Britain	12	READE Shanaze		GBR19880923	23 SEP 1988
	38	TAYLOR Abbie		GBR19930903	3 SEP 1993
LTU - Lithuania	6	RIMSAITE Vilma	12	LTU19830224	24 FEB 1983
NED - Netherlands	41	HEREIJGERS Maartje		NED19920221	21 FEB 1992
	66	KLAUS Lieke		NED19891028	28 OCT 1989
	44	SEESING Joyce	10	NED19900222	22 FEB 1990
	109	SMULDERS Laura	25	NED19931209	9 DEC 1993
	75	van BENTHEM Merle		NED19921207	7 DEC 1992
NZL - New Zealand	96	WALKER Sarah	1	NZL19880710	10 JUL 1988
RSA - South Africa	171	O'KEEFFE Teagan	21	RSA19921110	10 NOV 1992
USA - United States	39	CARR Amanda	15	USA19900624	24 JUN 1990
	32	CRAIN Brooke	17	USA19930429	29 APR 1993
	106	GEORGE Danielle	20	USA19940401	1 APR 1994
	31	GEVING Amanda	28	USA19890208	8 FEB 1989
	15	MARTIN Arielle	9	USA19850730	30 JUL 1985



**BMX Supercross WC 2011 - London (GBR)**  
**Elite Women**



**Entry List by Event**

As of 18 AUG 2011



NOC	Bike Number	Name	SX Ranking	UCI Code	Date of Birth
USA - United States	121	VERHAGEN Ashley	19	USA19911014	14 OCT 1991
VEN - Venezuela	469	HERNANDEZ Stefany	13	VEN19910615	15 JUN 1991

**NOTES**

All data shown is provisional until the Delegation Registration Meeting



## BMX Supercross WC 2011 - London (GBR)

### Elite Men



#### Entry List by Event

As of 19 AUG 2011



NOC	Bike Number	Name	SX Ranking	UCI Code	Date of Birth
ARG - Argentina	100	BECERINE Cristian		ARG19770417	17 APR 1977
	90	MARINO Ramiro	58	ARG19881116	16 NOV 1988
	322	PIZARRO Ernesto Gabriel		ARG19910412	12 APR 1991
	194	VILLEGAS Federico		ARG19940713	13 JUL 1994
AUS - Australia	457	CALLAN Joshua	32	AUS19910408	8 APR 1991
	144	DEAN Anthony	63	AUS19910422	22 APR 1991
	25	GOODWIN Darryn	34	AUS19930802	2 AUG 1993
	138	HUBERT Thomas	33	AUS19880731	31 JUL 1988
	42	KIRKHAM Brian	11	AUS19860101	1 JAN 1986
	17	MADILL Luke	46	AUS19800528	28 MAY 1980
	82	ROBINSON Michael	44	AUS19821209	9 DEC 1982
	91	WILLOUGHBY Sam	9	AUS19910815	15 AUG 1991
	97	YOUNG Khalen	6	AUS19841120	20 NOV 1984
AUT - Austria	906	SLAVIK Hannes		AUT19890208	8 FEB 1989
BEL - Belgium	134	DUBOIS Arnaud	36	BEL19860502	2 MAY 1986
BRA - Brazil	159	MIRANDA Leandro Dal Farra		BRA19920211	11 FEB 1992
	170	REZENDE Renato		BRA19910228	28 FEB 1991
CAN - Canada	94	BROWN James	81	CAN19890626	26 JUN 1989
	49	NYHAUG Tory	7	CAN19920417	17 APR 1992
COL - Colombia	114	CASTRO HERRERA Augusto	18	COL19861219	19 DEC 1986
	60	DIAZ MONTANA Jose	21	COL19870521	21 MAY 1987
	717	JIMENEZ CAICEDO Andres Eduardo	8	COL19860827	27 AUG 1986
	566	OQUENDO ZABALA Carlos	16	COL19871116	16 NOV 1987
	165	RAMIREZ YEPEZ Carlos Alberto	51	COL19940312	12 MAR 1994
CZE - Czech Republic	12	PROKOP Michal	19	CZE19810401	1 APR 1981
	913	SVUB Jan	65	CZE19900220	20 FEB 1990
	18	TAMME Lukáš	31	CZE19791016	16 OCT 1979
	103	TUMPACH Stepán	81	CZE19890526	26 MAY 1989
	46	VODAK Marek		CZE19900928	28 SEP 1990
DEN - Denmark	191	ANDREASEN Klaus Bøgh	51	DEN19870710	10 JUL 1987
	308	LAUSTSEN Niclas		DEN19920830	30 AUG 1992
	102	THERKILDSEN Morten	29	DEN19830924	24 SEP 1983
ECU - Ecuador	126	ENDARA MADERA Fausto	55	ECU19890604	4 JUN 1989
	50	FALLA BUCHELY Emilio	22	ECU19860612	12 JUN 1986
ESP - Spain	129	ALEPUZ LÓPEZ Gonzalo		ESP19941020	20 OCT 1994
	152	GALAN CARRASCO Pablo		ESP19861124	24 NOV 1986
	147	KILLIAN PATRICOLO Marc		ESP19890410	10 APR 1989
	149	KIM PEÑA Alejandro		ESP19931118	18 NOV 1993



**BMX Supercross WC 2011 - London (GBR)**  
**Elite Men**



**Entry List by Event**

As of 19 AUG 2011



NOC	Bike Number	Name	SX Ranking	UCI Code	Date of Birth
FRA - France	39	ANDRE Sylvain	38	FRA19921014	14 OCT 1992
	609	BACHELARD Benjamin		FRA19920708	8 JUL 1992
	14	CALEYRON Quentin	78	FRA19880130	30 JAN 1988
	1	DAUDET Joris	1	FRA19910212	12 FEB 1991
	139	DUCHENE Simon		FRA19880511	11 MAY 1988
	69	GODET Damien	17	FRA19861110	10 NOV 1986
	169	GODET Julien	71	FRA19890926	26 SEP 1989
	972	HAMON Thomas	12	FRA19860319	19 MAR 1986
	974	HOARAU Olivier	58	FRA19881012	12 OCT 1988
	96	MARTINEZ Lorin		FRA19920116	16 JAN 1992
	8	MOO CAILLE Moana		FRA19880813	13 AUG 1988
	120	PELLUARD Vincent	71	FRA19900503	31 MAY 1990
GBR - Great Britain	211	EVANS Kyle		GBR19930926	26 SEP 1993
	489	HILL Grant		GBR19930110	10 JAN 1993
	155	MANATON Curtis		GBR19931102	2 NOV 1993
	157	McBRIDE Dan		GBR19930818	18 AUG 1993
	426	STRICKLAND Cal		GBR19900810	10 AUG 1990
	73	WATERHOUSE Scott		GBR19870814	14 AUG 1987
	881	WHYTE Dan		GBR19890323	23 MAR 1989
	206	WHYTE Tre		GBR19931020	20 OCT 1993
GER - Germany	689	BAIER Maik	71	GER19890620	20 JUN 1989
	572	BRETHAUER Luis	58	GER19920914	14 SEP 1992
	433	GANSER Maximilian		GER19920112	12 JAN 1992
	787	LINDENMEYER Thorsten	71	GER19871217	17 DEC 1987
	173	ROTH Axel		GER19940318	18 MAR 1994
	977	SCHÄUFELIN Nickolas		GER19920414	14 APR 1992
	193	SCHLANG Daniel	55	GER19910319	19 MAR 1991
	183	SCHMIDT Julian	76	GER19941210	10 DEC 1994
HUN - Hungary	162	PRAJCZER Peter		HUN19780526	26 MAY 1978
	176	ROZSENICH Gabor		HUN19910914	14 SEP 1991
	192	SZOBOSZLAI Patrik		HUN19930218	18 FEB 1993
ITA - Italy	133	CRISTOFOLI Roberto	85	ITA19900129	29 JAN 1990
	28	de VECCHI Manuel	42	ITA19801008	8 OCT 1980
	74	FURLAN Mattia		ITA19930506	6 MAY 1993
	421	RICCARDI Romain	58	ITA19880726	26 JUL 1988
	197	VIRDIS Luca		ITA19930601	1 JUN 1993
JPN - Japan	38	MATSUSHITA Tatsumi		JPN19910924	24 SEP 1991
	57	SAKAMOTO Akifumi		JPN19820225	25 FEB 1982
	79	SAMPEI Masahiro		JPN19900502	2 MAY 1990
LAT - Latvia	71	LEJINS Kristers		LAT19920929	29 SEP 1992
	41	MANKUS Toms	46	LAT19890317	17 MAR 1989
	31	MATISONS Arturs		LAT19850506	6 MAY 1985
	2	STROMBERGS Maris		LAT19870310	10 MAR 1987

**BMX Supercross WC 2011 - London (GBR)**  
**Elite Men**



**Entry List by Event**

As of 19 AUG 2011



NOC	Bike Number	Name	SX Ranking	UCI Code	Date of Birth
LAT - Latvia	555	TAIMS Kristers		LAT19920519	19 MAY 1992
	127	TREIMANIS Edzus	10	LAT19880421	21 APR 1988
	84	VEIDE Rihards	37	LAT19911101	1 NOV 1991
NED - Netherlands	40	BISSELING Sander	28	NED19851109	9 NOV 1985
	77	de WILDE Robert	26	NED19770430	30 APR 1977
	92	JASPERS Martijn	30	NED19870211	11 FEB 1987
	150	LINK Mark		NED19950227	27 FEB 1995
	15	SCHERPEN Martijn	24	NED19880429	29 APR 1988
	179	SCHIPPERS Jordi		NED19950322	22 MAR 1995
	121	van der BIEZEN Raymon	5	NED19870114	14 JAN 1987
	148	van GENDT Twan	45	NED19920609	9 JUN 1992
NOR - Norway	37	van GORKOM Jelle	4	NED19910105	5 JAN 1991
	20	AGUILUZ Andre Fossa	49	NOR19910526	26 MAY 1991
NOR - Norway	32	KARTFJORD Sebastian	85	NOR19870806	6 AUG 1987
	NZL - New Zealand	167	JAMES Kurt	40	NZL19910712
154		PICKARD Kurt	41	NZL19910314	14 MAR 1991
777		WILLERS Marc	3	NZL19850911	11 SEP 1985
203		WOODCOCK Trent	76	NZL19930504	4 MAY 1993
RSA - South Africa	247	HOLDSTOCK Dean		RSA19890629	29 JUN 1989
SUI - Switzerland	373	BLANC Renaud	27	SUI19910103	3 JAN 1991
	125	DEMONT Jonathan		SUI19921003	3 OCT 1992
	48	GRAF David	39	SUI19890908	8 SEP 1989
	13	RINDERKNECHT Roger	71	SUI19810504	4 MAY 1981
	246	SOPPELSA Dino		SUI19930731	31 JUL 1993
	925	TANNIGER Romain	78	SUI19930928	28 SEP 1993
SWE - Sweden	166	FRANSSON Johan		SWE19840511	11 MAY 1980
	145	GUSTAFSSON Filip		SWE19910609	9 JUN 1991
USA - United States	86	ANTHONY Alex	43	USA19910503	3 MAY 1991
	88	BENNETT Kyle		USA19790925	25 SEP 1979
	75	BRADFORD Joey		USA19891010	10 OCT 1989
	316	BROWN Tyler	23	USA19850522	22 MAY 1985
	365	DAY Mike	35	USA19841019	19 OCT 1984
	954	FAORO Tyler	25	USA19890527	27 MAY 1989
	7	FIELDS Connor		USA19920914	14 SEP 1992
	80	HERMAN David	14	USA19880509	9 MAY 1988
	64	LONG Nicholas	12	USA19891006	6 OCT 1989
	61	MEYERS Joshua	15	USA19880710	10 JUL 1988
	95	NOBLES Barry	65	USA19861202	2 DEC 1986
	916	PEEBLES Jacob		USA19900720	20 JUL 1990
	143	POPE Weston		USA19880121	21 JAN 1988
99	REID Corey		USA19880301	1 MAR 1988	
10	ROBINSON Donny	20	USA19830617	17 JUN 1983	





**BMX Supercross WC 2011 - London (GBR)**  
**Elite Men**



**Entry List by Event**

As of 19 AUG 2011



NOC	Bike Number	Name	SX Ranking	UCI Code	Date of Birth
USA - United States	98	ROGERS Jason	53	USA19851118	18 NOV 1985
	559	ZULA Tommy		USA19920311	11 MAR 1992
VEN - Venezuela	153	SUAREZ Jonathan		VEN19821208	6 DEC 1987

**NOTES**

All data shown is provisional until the Delegation Registration Meeting



## BMX Supercross WC 2011 - London (GBR)

BMX Track, Olympic Park  
FRI 19 AUG 2011  
14:30

Elite Women  
Time Trial



### Start List



Start Order	approx. Start	Bike Number	SX Rank	Name	Titel	NOC Code	Date of Birth	Run1	Superfinal
1	14:30:00	102		de ALMEIDA Naiara	NCh	BRA	16 JUL 1992		
2	14:30:45	108		QUINALHA Bianca Ijano		BRA	3 OCT 1993		
3	14:31:30	103		DIAZ Mariana		ARG	20 SEP 1992		
4	14:32:15	38		TAYLOR Abbie		GBR	3 SEP 1993		
5	14:33:00	75		van BENTHEM Merle		NED	7 DEC 1992		
6	14:33:45	12		READE Shanaze	WChTT	GBR	23 SEP 1988		
7	14:34:30	51		DELLAR Kirsten		AUS	29 OCT 1992		
8	14:35:15	117		CHAVES T M		BRA	6 JAN 1995		
9	14:36:00	41		HEREIJGERS Maartje		NED	21 FEB 1992		
10	14:36:45	66		KLAUS Lieke		NED	28 OCT 1989		
11	14:37:30	115		STEIN Squel		BRA	9 JUL 1991		
12	14:38:15	22		le CORGUILLÉ Laëtitia		FRA	29 JUL 1986		
13	14:39:00	116	37	STEVUX Priscila Carnaval		BRA	2 DEC 1993		
14	14:39:45	110	34	SORIANO F A	NCh	ARG	11 APR 1993		
15	14:40:30	109	25	SMULDERS Laura		NED	9 DEC 1993		
16	14:41:15	106	20	GEORGE Danielle		USA	1 APR 1994		
17	14:42:00	32	17	CRAIN Brooke		USA	29 APR 1993		
18	14:42:45	555	16	McLEOD Melinda		AUS	12 FEB 1993		
19	14:43:30	95	31	COTTEREAU Blandine		FRA	15 MAY 1986		
20	14:44:15	31	28	GEVING Amanda		USA	8 FEB 1989		
21	14:45:00	91	27	van HOOFF Elke	NCh	BEL	16 DEC 1991		
22	14:45:45	21	24	REYNOLDS Lauren		AUS	25 JUN 1991		
23	14:46:30	171	21	O'KEEFFE Teagan		RSA	10 NOV 1992		
24	14:47:15	121	19	VERHAGEN Ashley		USA	14 OCT 1991		
25	14:48:00	89	18	ZULUAGA Andrea		COL	3 OCT 1989		
26	14:48:45	39	15	CARR Amanda		USA	24 JUN 1990		
27	14:49:30	36	14	BRACKEN Rachel		AUS	30 JUN 1991		
28	14:50:15	469	13	HERNANDEZ Stefany		VEN	15 JUN 1991		
29	14:51:00	6	12	RIMSAITE Vilma	NCh	LTU	24 FEB 1983		
30	14:51:45	52	11	HLADÍKOVÁ Aneta	NCh	CZE	30 AUG 1984		
31	14:52:30	44	10	SEESING Joyce	NCh	NED	22 FEB 1990		
32	14:53:15	15	9	MARTIN Arielle		USA	30 JUL 1985		
33	14:54:00	83	8	HORÁKOVÁ Jana		CZE	4 SEP 1983		
34	14:54:45	446	7	DIAZ Maria Gabriela		ARG	21 JAN 1981		
35	14:55:30	1	6	PAJON Mariana	WCh	COL	10 OCT 1991		
36	14:56:15	68	4	BUCHANAN Caroline	NCh	AUS	24 OCT 1990		
37	14:57:00	3	3	POTTIER Magalie		FRA	16 MAR 1989		
38	14:57:45	971	2	VALENTINO Manon	NCh	FRA	25 AUG 1990		
39	14:58:30	96	1	WALKER Sarah	NCh	NZL	10 JUL 1988		

**Qualification Rule:** best 32 riders qualify for the next round.

best 16 qualify for Time Trial Superfinal



## BMX Supercross WC 2011 - London (GBR)

BMX Track, Olympic Park  
FRI 19 AUG 2011  
14:30

Elite Women  
Time Trial



### Results - Overall



Rank	Bike Number	Name	NOC Code	Run1			Superfinal		Qualified
				Time	Gap	Rank	Time	Gap	
1	3	POTTIER Magalie	FRA	42.705	+3.751	13	40.126	0.000	Q
2	21	REYNOLDS Lauren	AUS	39.768	+0.814	2	40.170	+0.044	Q
3	12	READE Shanaze	GBR	39.876	+0.922	3	40.309	+0.183	Q
4	22	le CORGUILLÉ Laëtitia	FRA	41.585	+2.631	8	40.379	+0.253	Q
5	1	PAJON Mariana	COL	38.954	0.000	1	41.162	+1.036	Q
6	68	BUCHANAN Caroline	AUS	42.764	+3.810	14	41.479	+1.353	Q
7	32	CRAIN Brooke	USA	41.068	+2.114	4	41.554	+1.428	Q
8	31	GEVING Amanda	USA	41.366	+2.412	6	41.844	+1.718	Q
9	83	HORÁKOVÁ Jana	CZE	42.006	+3.052	10	42.470	+2.344	Q
10	555	McLEOD Melinda	AUS	42.445	+3.491	12	42.886	+2.760	Q
11	41	HEREIJGERS Maartje	NED	43.186	+4.232	16	42.941	+2.815	Q
12	66	KLAUS Lieke	NED	43.109	+4.155	15	44.406	+4.280	Q
13	6	RIMSAITE Vilma	LTU	42.354	+3.400	11	44.604	+4.478	Q
14	15	MARTIN Arielle	USA	41.915	+2.961	9	44.777	+4.651	Q
15	96	WALKER Sarah	NZL	41.474	+2.520	7	46.620	+6.494	Q
16	171	O'KEEFFE Teagan	RSA	41.303	+2.349	5	DNF		Q
17	39	CARR Amanda	USA	43.188	+4.234	17			Q
18	52	HLADÍKOVÁ Aneta	CZE	43.338	+4.384	18			Q
19	95	COTTEREAU Blandine	FRA	43.391	+4.437	19			Q
20	469	HERNANDEZ Stefany	VEN	43.419	+4.465	20			Q
21	91	van HOOFF Elke	BEL	43.771	+4.817	21			Q
22	106	GEORGE Danielle	USA	43.776	+4.822	22			Q
23	89	ZULUAGA Andrea	COL	44.335	+5.381	23			Q
24	75	van BENTHEM Merle	NED	44.385	+5.431	24			Q
25	38	TAYLOR Abbie	GBR	44.554	+5.600	25			Q
26	121	VERHAGEN Ashley	USA	45.188	+6.234	26			Q
27	103	DIAZ Mariana	ARG	45.224	+6.270	27			Q
28	116	STEVUX Priscila Carnaval	BRA	45.251	+6.297	28			Q
29	108	QUINALHA Bianca Ijano	BRA	45.292	+6.338	29			Q
30	446	DIAZ Maria Gabriela	ARG	45.731	+6.777	30			Q
31	109	SMULDERS Laura	NED	46.108	+7.154	31			Q
32	115	STEIN Squel	BRA	46.118	+7.164	32			Q
33	117	CHAVES Thaynara Morosini	BRA	47.381	+8.427	33			
34	102	de ALMEIDA Naiara	BRA	49.631	+10.677	34			
35	971	VALENTINO Manon	FRA	50.757	+11.803	35			
36	44	SEESING Joyce	NED	DNF		36			DNF
	36	BRACKEN Rachel	AUS	DNS					DNS
	51	DELLAR Kirsten	AUS	DNS					DNS
	110	SORIANO Florencia Ayelen	ARG	DNS					DNS

#### LEGEND

DNF Did Not Finish      DNS Did Not Start



## BMX Supercross WC 2011 - London (GBR)

BMX Track, Olympic Park  
FRI 19 AUG 2011  
14:30

Elite Women  
Time Trial Run1



### Results Time Trials with Split Times




Rank	Bike Number	Name	NOC Code	START		SPEED		IT1			IT2			IT3			RUN	
				Rk	Time Beh.	Rk	Speed	Rk	Time	Beh.	Rk	Time	Beh.	Rk	Time	Beh.	Time	Beh.
1	1	PAJON Mariana	COL	31	0.489 +0.072	3	48.840	3	9.891	+0.512	3	19.373	+0.442	1	30.703	0.000	38.954	0.000
2	21	REYNOLDS Lauren	AUS	17	0.450 +0.033	33	45.372	2	9.777	+0.398	2	19.255	+0.324	2	31.003	+0.300	39.768	+0.814
3	12	READE Shanaze	GBR	8	0.429 +0.012	18	47.333	1	9.379	0.000	1	18.931	0.000	3	31.021	+0.318	39.876	+0.922
4	32	CRAIN Brooke	USA	15	0.446 +0.029	1	50.117	5	10.110	+0.731	4	19.750	+0.819	4	32.079	+1.376	41.068	+2.114
5	171	O'KEEFFE Teagan	RSA	2	0.420 +0.003	11	48.226	6	10.155	+0.776	6	19.866	+0.935	5	32.253	+1.550	41.303	+2.349
6	31	GEVING Amanda	USA	4	0.424 +0.007	25	46.472	4	9.990	+0.611	5	19.836	+0.905	6	32.284	+1.581	41.366	+2.412
7	96	WALKER Sarah	NZL	1	0.417 0.000	22	46.756	17	11.493	+2.114	12	21.200	+2.269	8	32.769	+2.066	41.474	+2.520
8	22	le CORGUILLÉ Laëtitia	FRA	7	0.428 +0.011	2	49.153	7	10.536	+1.157	7	20.427	+1.496	7	32.581	+1.878	41.585	+2.631
9	15	MARTIN Arielle	USA	30	0.484 +0.067	25	46.472	9	10.612	+1.233	8	20.463	+1.532	9	32.896	+2.193	41.915	+2.961
10	83	HORÁKOVÁ Jana	CZE	19	0.454 +0.037	18	47.333	15	11.455	+2.076	14	21.292	+2.361	10	33.361	+2.658	42.006	+3.052
11	6	RIMSAITE Vilma	LTU	6	0.426 +0.009	6	48.531	16	11.464	+2.085	16	21.350	+2.419	12	33.467	+2.764	42.354	+3.400
12	555	McLEOD Melinda	AUS	3	0.421 +0.004	20	47.042	12	11.403	+2.024	13	21.273	+2.342	11	33.391	+2.688	42.445	+3.491
13	3	POTTIER Magalie	FRA	25	0.464 +0.047	20	47.042	20	11.652	+2.273	17	21.382	+2.451	16	33.954	+3.251	42.705	+3.751
14	68	BUCHANAN Caroline	AUS	21	0.455 +0.038	6	48.531	11	11.365	+1.986	11	21.142	+2.211	13	33.564	+2.861	42.764	+3.810
15	66	KLAUS Lieke	NED	26	0.466 +0.049	16	47.627	21	11.740	+2.361	20	21.595	+2.664	17	34.005	+3.302	43.109	+4.155
16	41	HEREIJGERS Maartje	NED	23	0.458 +0.041	30	45.916	14	11.440	+2.061	21	21.701	+2.770	18	34.143	+3.440	43.186	+4.232
17	39	CARR Amanda	USA	4	0.424 +0.007	12	47.924	22	11.755	+2.376	18	21.443	+2.512	19	34.146	+3.443	43.188	+4.234
18	52	HLADÍKOVÁ Aneta	CZE	9	0.439 +0.022	3	48.840	19	11.631	+2.252	22	21.773	+2.842	20	34.230	+3.527	43.338	+4.384
19	95	COTTEREAU Blainde	FRA	10	0.442 +0.025	29	46.192	8	10.563	+1.184	9	20.608	+1.677	14	33.638	+2.935	43.391	+4.437
20	469	HERNANDEZ Stefany	VEN	29	0.481 +0.064	12	47.924	10	10.742	+1.363	10	20.779	+1.848	15	33.847	+3.144	43.419	+4.465
21	91	van HOOFF Elke	BEL	21	0.455 +0.038	12	47.924	13	11.434	+2.055	19	21.467	+2.536	22	34.385	+3.682	43.771	+4.817
22	106	GEORGE Danielle	USA	12	0.443 +0.026	12	47.924	26	11.974	+2.595	23	21.776	+2.845	21	34.295	+3.592	43.776	+4.822
23	89	ZULUAGA Andrea	COL	33	0.499 +0.082	22	46.756	24	11.861	+2.482	27	22.439	+3.508	24	35.323	+4.620	44.335	+5.381
24	75	van BENTHEM Merle	NED	27	0.468 +0.051	6	48.531	18	11.512	+2.133	15	21.346	+2.415	23	35.121	+4.418	44.385	+5.431
25	38	TAYLOR Abbie	GBR	12	0.443 +0.026	30	45.916	23	11.836	+2.457	26	22.428	+3.497	25	35.425	+4.722	44.554	+5.600
26	121	VERHAGEN Ashley	USA	14	0.445 +0.028	6	48.531	29	12.116	+2.737	30	22.714	+3.783	28	35.694	+4.991	45.188	+6.234
27	103	DIAZ Mariana	ARG	35	0.524 +0.107	22	46.756	28	12.088	+2.709	24	22.161	+3.230	27	35.548	+4.845	45.224	+6.270
28	116	STEVUX Priscila Carnaval	BRA	31	0.489 +0.072	25	46.472	25	11.886	+2.507	25	22.216	+3.285	26	35.446	+4.743	45.251	+6.297
29	108	QUINALHA Bianca Ijano	BRA	10	0.442 +0.025	25	46.472	27	12.003	+2.624	28	22.470	+3.539	29	35.733	+5.030	45.292	+6.338
30	446	DIAZ Maria Gabriela	ARG	19	0.454 +0.037	16	47.627	31	12.287	+2.908	29	22.547	+3.616	30	36.157	+5.454	45.731	+6.777
31	109	SMULDERS Laura	NED	18	0.451 +0.034	35	37.773	33	13.509	+4.130	32	23.920	+4.989	32	37.037	+6.334	46.108	+7.154
32	115	STEIN Squel	BRA	27	0.468 +0.051	30	45.916	30	12.162	+2.783	31	22.871	+3.940	31	36.375	+5.672	46.118	+7.164
33	117	CHAVES T M	BRA	34	0.513 +0.096	34	40.357	32	13.410	+4.031	33	24.659	+5.728	33	37.778	+7.075	47.381	+8.427
34	102	de ALMEIDA Naiara	BRA	36	0.608 +0.191	36	35.499	34	14.160	+4.781	34	26.071	+7.140	34	39.999	+9.296	49.631	+10.677
35	971	VALENTINO Manon	FRA	15	0.446 +0.029	3	48.840	35	17.508	+8.129	35	28.526	+9.595	35	41.481	+10.778	50.757	+11.803
36	44	SEESING Joyce	NED	24	0.463 +0.046	6	48.531										DNF	DNF
	36	BRACKEN Rachel	AUS														DNS	DNS
	110	SORIANO Florencia Ayelen	ARG														DNS	DNS
	51	DELLAR Kirsten	AUS														DNS	DNS

#### LEGEND

DNF Did Not Finish

DNS Did Not Start

Timing and Results by  SWISS TIMING

[www.londonpreparesseries.com/bmx](http://www.londonpreparesseries.com/bmx)

[www.bmx-results.com](http://www.bmx-results.com)

CBW01\_73A\_ST 1.0

Report Created FRI 19 AUG 2011 15:13

Page 1 / 1





## BMX Supercross WC 2011 - London (GBR)

BMX Track, Olympic Park  
 FRI 19 AUG 2011  
 14:30

Elite Women  
 Time Trial Run2



### Results Time Trials with Split Times



Rank	Bike Number	Name	NOC Code	START			SPEED		IT1			IT2			IT3			RUN	
				Rk	Time	Beh.	Rk	Speed	Rk	Time	Beh.	Rk	Time	Beh.	Rk	Time	Beh.	Time	Beh.
1	3	POTTIER Magalie	FRA	15	0.474	+0.081	6	47.627	2	10.023	+0.143	2	19.520	+0.165	1	31.508	0.000	40.126	0.000
2	21	REYNOLDS Lauren	AUS	7	0.439	+0.046	13	44.068	5	10.272	+0.392	4	19.779	+0.424	2	31.589	+0.081	40.170	+0.044
3	12	READE Shanaze	GBR	9	0.440	+0.047	7	47.333	1	9.880	0.000	1	19.355	0.000	3	31.699	+0.191	40.309	+0.183
4	22	le CORGUILLÉ Laëtitia	FRA	7	0.439	+0.046	1	49.470	4	10.220	+0.340	3	19.738	+0.383	4	31.748	+0.240	40.379	+0.253
5	1	PAJON Mariana	COL	16	0.490	+0.097	4	48.531	9	10.694	+0.814	7	20.341	+0.986	6	32.306	+0.798	41.162	+1.036
6	68	BUCHANAN Caroline	AUS	6	0.438	+0.045	2	49.153	3	10.193	+0.313	5	19.827	+0.472	5	32.201	+0.693	41.479	+1.353
7	32	CRAIN Brooke	USA	10	0.446	+0.053	2	49.153	8	10.638	+0.758	8	20.394	+1.039	8	32.851	+1.343	41.554	+1.428
8	31	GEVING Amanda	USA	5	0.433	+0.040	8	46.756	6	10.386	+0.506	6	20.118	+0.763	7	32.679	+1.171	41.844	+1.718
9	83	HORÁKOVÁ Jana	CZE	13	0.457	+0.064	10	46.472	12	11.587	+1.707	10	21.569	+2.214	10	33.909	+2.401	42.470	+2.344
10	555	McLEOD Melinda	AUS	1	0.393	0.000	11	46.192	11	11.472	+1.592	9	21.221	+1.866	9	33.373	+1.865	42.886	+2.760
11	41	HEREJGERS Maartje	NED	10	0.446	+0.053	12	44.323	10	11.413	+1.533	11	21.769	+2.414	11	34.135	+2.627	42.941	+2.815
12	66	KLAUS Lieke	NED	14	0.471	+0.078	15	38.339	15	13.315	+3.435	14	23.116	+3.761	14	35.507	+3.999	44.406	+4.280
13	6	RIMSAITE Vilma	LTU	3	0.428	+0.035	14	39.525	14	13.297	+3.417	15	23.291	+3.936	15	35.581	+4.073	44.604	+4.478
14	15	MARTIN Arielle	USA	12	0.454	+0.061	8	46.756	13	12.660	+2.780	13	22.849	+3.494	13	35.489	+3.981	44.777	+4.651
15	96	WALKER Sarah	NZL	2	0.400	+0.007	16	34.854	16	14.985	+5.105	16	26.205	+6.850	16	37.654	+6.146	46.620	+6.494
16	171	O'KEEFFE Teagan	RSA	3	0.428	+0.035	5	48.226	7	10.596	+0.716	12	22.734	+3.379	12	35.069	+3.561	DNF	DNF

#### LEGEND

DNF Did Not Finish



## BMX Supercross WC 2011 - London (GBR)

BMX Track, Olympic Park  
FRI 19 AUG 2011  
15:00

Elite Men  
Time Trial



### Start List



Start Order	approx. Start	Bike Number	SX Rank	Name	Titel	NOC Code	Date of Birth	Run1	Superfinal
1	15:00:00	206		WHYTE Tre		GBR	20 OCT 1993		
2	15:01:00	916		PEEBLES Jacob		USA	20 JUL 1990		
3	15:02:00	38		MATSUSHITA Tatsumi		JPN	24 SEP 1991		
4	15:03:00	153		SUAREZ Jonathan		VEN	6 DEC 1987		
5	15:04:00	96		MARTINEZ Lorin		FRA	16 JAN 1992		
6	15:05:00	143		POPE Weston		USA	21 JAN 1988		
7	15:06:00	159		MIRANDA L D F		BRA	11 FEB 1992		
8	15:07:00	150		LINK Mark		NED	27 FEB 1995		
9	15:08:00	559		ZULA Tommy		USA	11 MAR 1992		
10	15:09:00	179		SCHIPPERS Jordi		NED	22 MAR 1995		
11	15:10:00	7		FIELDS Connor		USA	14 SEP 1992		
12	15:11:00	308		LAUSTSEN Niclas		DEN	30 AUG 1992		
13	15:12:00	173		ROTH Axel		GER	18 MAR 1994		
14	15:13:00	125		DEMONT Jonathan		SUI	3 OCT 1992		
15	15:14:00	192		SZOBOSZLAI Patrtik		HUN	18 FEB 1993		
16	15:15:00	99		REID Corey		USA	1 MAR 1988		
17	15:16:00	977		SCHÄUFELIN Nickolas		GER	14 APR 1992		
18	15:17:00	79		SAMPEI Masahiro	NCh	JPN	2 MAY 1990		
19	15:18:00	157		McBRIDE Dan		GBR	18 AUG 1993		
20	15:19:00	211		EVANS Kyle		GBR	26 SEP 1993		
21	15:20:00	46		VODAK Marek		CZE	28 SEP 1990		
22	15:21:00	322		PIZARRO Ernesto Gabriel		ARG	12 APR 1991		
23	15:22:00	162		PRAJCZER Peter		HUN	26 MAY 1978		
24	15:23:00	433		GANSER Maximilian		GER	12 JAN 1992		
25	15:24:00	246		SOPPELSA Dino		SUI	31 JUL 1993		
26	15:25:00	100		BECERINE Cristian		ARG	17 APR 1977		
27	15:26:00	147		KILLIAN PATRICOLO		ESP	10 APR 1989		
28	15:27:00	170		REZENDE Renato		BRA	28 FEB 1991		
29	15:28:00	73		WATERHOUSE Scott		GBR	14 AUG 1987		
30	15:29:00	194		VILLEGAS Federico		ARG	13 JUL 1994		
31	15:30:00	31		MATISONS Arturs		LAT	6 MAY 1985		
32	15:31:00	197		VIRDIS Luca		ITA	1 JUN 1993		
33	15:32:00	129		ALEPUZ LÓPEZ Gonzalo		ESP	20 OCT 1994		
34	15:33:00	152		GALAN CARRASCO P		ESP	24 NOV 1986		
35	15:34:00	176		ROZSENICH Gabor		HUN	14 SEP 1991		
36	15:35:00	426		STRICKLAND Cal		GBR	10 AUG 1990		
37	15:36:00	88		BENNETT Kyle		USA	25 SEP 1979		
38	15:37:00	145		GUSTAFSSON Filip	NCh	SWE	9 JUN 1991		
39	15:38:00	609		BACHELARD Benjamin		FRA	8 JUL 1992		
40	15:39:00	155		MANATON Curtis		GBR	2 NOV 1993		
41	15:40:00	906		SLAVIK Hannes		AUT	8 FEB 1989		
42	15:41:00	8		MOO CAILLE Moana		FRA	13 AUG 1988		
43	15:42:00	247		HOLDSTOCK Dean		RSA	29 JUN 1989		
44	15:43:00	881		WHYTE Dan		GBR	23 MAR 1989		
45	15:44:00	139		DUCHENE Simon		FRA	11 MAY 1988		
46	15:45:00	489		HILL Grant		GBR	10 JAN 1993		
47	15:46:00	71		LEJINS Kristers		LAT	29 SEP 1992		
48	15:47:00	2		STROMBERGS Maris		LAT	10 MAR 1987		
49	15:48:00	75		BRADFORD Joey		USA	10 OCT 1989		



## BMX Supercross WC 2011 - London (GBR)

BMX Track, Olympic Park  
FRI 19 AUG 2011  
15:00

Elite Men  
Time Trial



### Start List



Start Order	approx. Start	Bike Number	SX Rank	Name	Titel	NOC Code	Date of Birth	Run1	Superfinal
50	15:49:00	149		KIM PEÑA Alejandro	NCh	ESP	18 NOV 1993		
51	15:50:00	74		FURLAN Mattia		ITA	6 MAY 1993		
52	15:51:00	57		SAKAMOTO Akifumi		JPN	25 FEB 1982		
53	15:52:00	166		FRANSSON Johan		SWE	11 MAY 1980		
54	15:53:00	555		TAIMS Kristers		LAT	19 MAY 1992		
55	15:54:00	925	78	TANNIGER Romain		SUI	28 SEP 1993		
56	15:55:00	203	76	WOODCOCK Trent		NZL	4 MAY 1993		
57	15:56:00	183	76	SCHMIDT Julian		GER	10 DEC 1994		
58	15:57:00	165	51	RAMIREZ YEPEZ C A		COL	12 MAR 1994		
59	15:58:00	25	34	GOODWIN Darryn		AUS	2 AUG 1993		
60	15:59:00	133	85	CRISTOFOLI Roberto		ITA	29 JAN 1990		
61	16:00:00	32	85	KARTFJORD Sebastian		NOR	6 AUG 1987		
62	16:01:00	103	81	TUMPACH Stepán		CZE	26 MAY 1989		
63	16:02:00	94	81	BROWN James	NCh	CAN	26 JUN 1989		
64	16:03:00	14	78	CALEYRON Quentin		FRA	30 JAN 1988		
65	16:04:00	169	71	GODET Julien		FRA	26 SEP 1989		
66	16:05:00	689	71	BAIER Maik		GER	20 JUN 1989		
67	16:06:00	13	71	RINDERKNECHT Roger		SUI	4 MAY 1981		
68	16:07:00	787	71	LINDENMEYER Thorsten	NCh	GER	17 DEC 1987		
69	16:08:00	120	71	PELLUARD Vincent		FRA	31 MAY 1990		
70	16:09:00	95	65	NOBLES Barry		USA	2 DEC 1986		
71	16:10:00	913	65	SVUB Jan		CZE	20 FEB 1990		
72	16:11:00	144	63	DEAN Anthony		AUS	22 APR 1991		
73	16:12:00	974	58	HOARAU Olivier		FRA	12 OCT 1988		
74	16:13:00	572	58	BRETHAUER Luis		GER	14 SEP 1992		
75	16:14:00	90	58	MARINO Ramiro		ARG	16 NOV 1988		
76	16:15:00	421	58	RICCARDI Romain		ITA	26 JUL 1988		
77	16:16:00	193	55	SCHLANG Daniel		GER	19 MAR 1991		
78	16:17:00	126	55	ENDARA MADERA F		ECU	4 JUN 1989		
79	16:18:00	98	53	ROGERS Jason		USA	18 NOV 1985		
80	16:19:00	191	51	ANDREASEN Klaus Bøgh		DEN	10 JUL 1987		
81	16:20:00	20	49	AGUILUZ Andre Fossa	WChTT	NOR	26 MAY 1991		
82	16:21:00	41	46	MANKUS Toms		LAT	17 MAR 1989		
83	16:22:00	17	46	MADILL Luke		AUS	28 MAY 1980		
84	16:23:00	148	45	van GENDT Twan		NED	9 JUN 1992		
85	16:24:00	82	44	ROBINSON Michael		AUS	9 DEC 1982		
86	16:25:00	86	43	ANTHONY Alex		USA	3 MAY 1991		
87	16:26:00	28	42	de VECCHI Manuel	NCh	ITA	8 OCT 1980		
88	16:27:00	154	41	PICKARD Kurt	NCh	NZL	14 MAR 1991		
89	16:28:00	167	40	JAMES Kurt		NZL	12 JUL 1991		
90	16:29:00	48	39	GRAF David		SUI	8 SEP 1989		
91	16:30:00	39	38	ANDRE Sylvain		FRA	14 OCT 1992		
92	16:31:00	84	37	VEIDE Rihards		LAT	1 NOV 1991		
93	16:32:00	134	36	DUBOIS Arnaud	NCh	BEL	2 MAY 1986		
94	16:33:00	365	35	DAY Mike		USA	19 OCT 1984		
95	16:34:00	138	33	HUBERT Thomas		AUS	31 JUL 1988		
96	16:35:00	457	32	CALLAN Joshua		AUS	8 APR 1991		
97	16:36:00	18	31	TAMME Lukáš		CZE	16 OCT 1979		
98	16:37:00	92	30	JASPERS Martijn		NED	11 FEB 1987		

## BMX Supercross WC 2011 - London (GBR)

BMX Track, Olympic Park  
FRI 19 AUG 2011  
15:00

Elite Men  
Time Trial



### Start List



Start Order	approx. Start	Bike Number	SX Rank	Name	Titel	NOC Code	Date of Birth	Run1	Superfinal
99	16:38:00	102	29	THERKILDTSEN Morten	NCh	DEN	24 SEP 1983		
100	16:39:00	40	28	BISSELING Sander		NED	9 NOV 1985		
101	16:40:00	373	27	BLANC Renaud		SUI	3 JAN 1991		
102	16:41:00	77	26	de WILDE Robert		NED	30 APR 1977		
103	16:42:00	954	25	FAORO Tyler		USA	27 MAY 1989		
104	16:43:00	15	24	SCHERPEN Martijn		NED	29 APR 1988		
105	16:44:00	316	23	BROWN Tyler		USA	22 MAY 1985		
106	16:45:00	50	22	FALLA BUCHELY Emilio	NCh	ECU	12 JUN 1986		
107	16:46:00	60	21	DIAZ MONTANA Jose		COL	21 MAY 1987		
108	16:47:00	10	20	ROBINSON Donny		USA	17 JUN 1983		
109	16:48:00	12	19	PROKOP Michal		CZE	1 APR 1981		
110	16:49:00	114	18	CASTRO HERRERA A		COL	19 DEC 1986		
111	16:50:00	69	17	GODET Damien		FRA	10 NOV 1986		
112	16:51:00	566	16	OQUENDO ZABALA C	NCh	COL	16 NOV 1987		
113	16:52:00	61	15	MEYERS Joshua		USA	10 JUL 1988		
114	16:53:00	80	14	HERMAN David		USA	9 MAY 1988		
115	16:54:00	972	12	HAMON Thomas		FRA	19 MAR 1986		
116	16:55:00	64	12	LONG Nicholas		USA	6 OCT 1989		
117	16:56:00	42	11	KIRKHAM Brian		AUS	1 JAN 1986		
118	16:57:00	127	10	TREIMANIS Edzus	NCh	LAT	21 APR 1988		
119	16:58:00	91	9	WILLOUGHBY Sam	NCh	AUS	15 AUG 1991		
120	16:59:00	717	8	JIMENEZ CAICEDO		COL	27 AUG 1986		
121	17:00:00	49	7	NYHAUG Tory		CAN	17 APR 1992		
122	17:01:00	97	6	YOUNG Khalen		AUS	20 NOV 1984		
123	17:02:00	121	5	van der BIEZEN Raymon		NED	14 JAN 1987		
124	17:03:00	37	4	van GORKOM Jelle	NCh	NED	5 JAN 1991		
125	17:04:00	777	3	WILLERS Marc		NZL	11 SEP 1985		
126	17:05:00	1	1	DAUDET Joris	WCh	FRA	12 FEB 1991		

**Qualification Rule:** best 64 riders qualify for the next round.

**best 16 qualify for Time Trial Superfinal**

## BMX Supercross WC 2011 - London (GBR)

BMX Track, Olympic Park  
FRI 19 AUG 2011  
15:00

Elite Men  
Time Trial



### Results - Overall



Rank	Bike Number	Name	NOC Code	Run1			Superfinal		Qualified
				Time	Gap	Rank	Time	Gap	
1	91	WILLOUGHBY Sam	AUS	43.444	+0.040	2	42.625	0.000	Q
2	1	DAUDET Joris	FRA	44.259	+0.855	6	42.767	+0.142	Q
3	39	ANDRE Sylvain	FRA	44.624	+1.220	14	43.317	+0.692	Q
4	49	NYHAUG Tory	CAN	44.389	+0.985	10	43.666	+1.041	Q
5	8	MOO CAILLE Moana	FRA	43.561	+0.157	3	43.702	+1.077	Q
6	7	FIELDS Connor	USA	43.404	0.000	1	44.013	+1.388	Q
7	127	TREIMANIS Edzus	LAT	44.056	+0.652	4	44.059	+1.434	Q
8	37	van GORKOM Jelle	NED	44.506	+1.102	12	44.069	+1.444	Q
9	2	STROMBERGS Maris	LAT	44.301	+0.897	9	44.465	+1.840	Q
10	566	OQUENDO ZABALA Carlos	COL	44.511	+1.107	13	45.023	+2.398	Q
11	42	KIRKHAM Brian	AUS	44.272	+0.868	7	45.074	+2.449	Q
12	32	KARTFJORD Sebastian	NOR	44.455	+1.051	11	45.347	+2.722	Q
13	143	POPE Weston	USA	44.660	+1.256	15	49.135	+6.510	Q
14	139	DUCHENE Simon	FRA	44.299	+0.895	8	1:05.964	+23.339	Q
15	777	WILLERS Marc	NZL	44.188	+0.784	5	DNF		Q
16	954	FAORO Tyler	USA	44.686	+1.282	16	DNF		Q
17	20	AGUILUZ Andre Fossa	NOR	44.744	+1.340	17			Q
18	154	PICKARD Kurt	NZL	44.790	+1.386	18			Q
19	121	van der BIEZEN Raymon	NED	44.794	+1.390	19			Q
20	61	MEYERS Joshua	USA	44.819	+1.415	20			Q
21	457	CALLAN Joshua	AUS	44.889	+1.485	21			Q
22	84	VEIDE Rihards	LAT	44.919	+1.515	22			Q
23	80	HERMAN David	USA	44.940	+1.536	23			Q
24	97	YOUNG Khalen	AUS	44.943	+1.539	24			Q
25	365	DAY Mike	USA	45.049	+1.645	25			Q
26	69	GODET Damien	FRA	45.071	+1.667	26			Q
27	95	NOBLES Barry	USA	45.227	+1.823	27			Q
28	25	GOODWIN Darryn	AUS	45.265	+1.861	28			Q
29	15	SCHERPEN Martijn	NED	45.288	+1.884	29			Q
30	114	CASTRO HERRERA Augusto	COL	45.343	+1.939	30			Q
31	77	de WILDE Robert	NED	45.428	+2.024	31			Q
32	28	de VECCHI Manuel	ITA	45.445	+2.041	32			Q
33	48	GRAF David	SUI	45.478	+2.074	33			Q
34	134	DUBOIS Arnaud	BEL	45.519	+2.115	34			Q
35	170	REZENDE Renato	BRA	45.553	+2.149	35			Q
36	41	MANKUS Toms	LAT	45.564	+2.160	36			Q
37	559	ZULA Tommy	USA	45.608	+2.204	37			Q
38	12	PROKOP Michal	CZE	45.649	+2.245	38			Q
39	138	HUBERT Thomas	AUS	45.668	+2.264	39			Q
40	92	JASPERS Martijn	NED	45.677	+2.273	40			Q
41	82	ROBINSON Michael	AUS	45.691	+2.287	41			Q
42	572	BRETHAUER Luis	GER	45.705	+2.301	42			Q





## BMX Supercross WC 2011 - London (GBR)

BMX Track, Olympic Park  
FRI 19 AUG 2011  
15:00

Elite Men  
Time Trial



### Results - Overall



Rank	Bike Number	Name	NOC Code	Run1			Superfinal		Qualified
				Time	Gap	Rank	Time	Gap	
43	717	JIMENEZ CAICEDO Andres Eduardo	COL	45.716	+2.312	43			Q
44	64	LONG Nicholas	USA	45.719	+2.315	44			Q
45	152	GALAN CARRASCO Pablo	ESP	45.750	+2.346	45			Q
46	17	MADILL Luke	AUS	45.817	+2.413	46			Q
47	88	BENNETT Kyle	USA	45.853	+2.449	47			Q
48	165	RAMIREZ YEPEZ Carlos Alberto	COL	45.857	+2.453	48			Q
49	98	ROGERS Jason	USA	45.902	+2.498	49			Q
50	31	MATISONS Arturs	LAT	45.948	+2.544	50			Q
51	144	DEAN Anthony	AUS	46.282	+2.878	51			Q
52	71	LEJINS Kristers	LAT	46.295	+2.891	52			Q
53	555	TAIMS Kristers	LAT	46.301	+2.897	53			Q
54	125	DEMONT Jonathan	SUI	46.481	+3.077	54			Q
55	99	REID Corey	USA	46.493	+3.089	55			Q
56	421	RICCARDI Romain	ITA	46.566	+3.162	56			Q
57	126	ENDARA MADERA Fausto	ECU	46.593	+3.189	57			Q
58	18	TAMME Lukáš	CZE	46.604	+3.200	58			Q
59	426	STRICKLAND Cal	GBR	46.659	+3.255	59			Q
60	60	DIAZ MONTANA Jose	COL	46.704	+3.300	60			Q
61	90	MARINO Ramiro	ARG	46.818	+3.414	61			Q
62	972	HAMON Thomas	FRA	46.823	+3.419	62			Q
63	211	EVANS Kyle	GBR	46.840	+3.436	63			Q
64	194	VILLEGAS Federico	ARG	46.909	+3.505	64			Q
65	13	RINDERKNECHT Roger	SUI	46.933	+3.529	65			
66	96	MARTINEZ Lorin	FRA	47.040	+3.636	66			
67	193	SCHLANG Daniel	GER	47.066	+3.662	67			
68	155	MANATON Curtis	GBR	47.124	+3.720	68			
69	316	BROWN Tyler	USA	47.154	+3.750	69			
70	489	HILL Grant	GBR	47.164	+3.760	70			
71	103	TUMPACH Stepán	CZE	47.172	+3.768	71			
72	145	GUSTAFSSON Filip	SWE	47.221	+3.817	72			
73	169	GODET Julien	FRA	47.376	+3.972	73			
74	133	CRISTOFOLI Roberto	ITA	47.379	+3.975	74			
75	322	PIZARRO Ernesto Gabriel	ARG	47.686	+4.282	75			
76	79	SAMPEI Masahiro	JPN	47.713	+4.309	76			
77	167	JAMES Kurt	NZL	47.714	+4.310	77			
78	689	BAIER Maik	GER	47.802	+4.398	78			
79	150	LINK Mark	NED	47.977	+4.573	79			
80	102	THERKILDSEN Morten	DEN	47.983	+4.579	80			
81	75	BRADFORD Joey	USA	48.164	+4.760	81			
82	10	ROBINSON Donny	USA	48.336	+4.932	82			
83	176	ROZSENICH Gabor	HUN	48.351	+4.947	83			
84	148	van GENDT Twan	NED	48.585	+5.181	84			

## BMX Supercross WC 2011 - London (GBR)

BMX Track, Olympic Park  
 FRI 19 AUG 2011  
 15:00

Elite Men  
 Time Trial



### Results - Overall



Rank	Bike Number	Name	NOC Code	Run1			Superfinal		Qualified
				Time	Gap	Rank	Time	Gap	
85	373	BLANC Renaud	SUI	48.945	+5.541	85			
86	913	SVUB Jan	CZE	49.023	+5.619	86			
87	38	MATSUSHITA Tatsumi	JPN	49.194	+5.790	87			
88	40	BISSELING Sander	NED	49.614	+6.210	88			
89	974	HOARAU Olivier	FRA	49.654	+6.250	89			
90	50	FALLA BUCHELY Emilio	ECU	49.659	+6.255	90			
91	120	PELLUARD Vincent	FRA	49.664	+6.260	91			
92	86	ANTHONY Alex	USA	50.028	+6.624	92			
93	157	McBRIDE Dan	GBR	50.700	+7.296	93			
94	206	WHYTE Tre	GBR	50.720	+7.316	94			
95	925	TANNIGER Romain	SUI	50.840	+7.436	95			
96	246	SOPPELSA Dino	SUI	50.849	+7.445	96			
97	46	VODAK Marek	CZE	51.499	+8.095	97			
98	197	VIRDIS Luca	ITA	51.651	+8.247	98			
99	162	PRAJCZER Peter	HUN	51.940	+8.536	99			
100	787	LINDENMEYER Thorsten	GER	51.980	+8.576	100			
101	147	KILLIAN PATRICOLO Marc	ESP	52.065	+8.661	101			
102	183	SCHMIDT Julian	GER	52.406	+9.002	102			
103	159	MIRANDA Leandro Dal Farra	BRA	52.528	+9.124	103			
104	192	SZOBOSZLAI Patrik	HUN	53.032	+9.628	104			
105	179	SCHIPPERS Jordi	NED	55.490	+12.086	105			
106	609	BACHELARD Benjamin	FRA	56.330	+12.926	106			
107	916	PEEBLES Jacob	USA	56.948	+13.544	107			
108	881	WHYTE Dan	GBR	1:02.072	+18.668	108			
109	129	ALEPUZ LÓPEZ Gonzalo	ESP	1:06.125	+22.721	109			
110	191	ANDREASEN Klaus Bøgh	DEN	DNF		110			DNF
111	14	CALEYRON Quentin	FRA	DNF		110			DNF
112	94	BROWN James	CAN	DNF		110			DNF
113	166	FRANSSON Johan	SWE	DNF		110			DNF
114	74	FURLAN Mattia	ITA	DNF		110			DNF
115	247	HOLDSTOCK Dean	RSA	DNF		110			DNF
116	906	SLAVIK Hannes	AUT	DNF		110			DNF
117	73	WATERHOUSE Scott	GBR	DNF		110			DNF
118	100	BECERINE Cristian	ARG	DNF		110			DNF
	57	SAKAMOTO Akifumi	JPN	DNS					DNS
	149	KIM PEÑA Alejandro	ESP	DNS					DNS
	153	SUAREZ Jonathan	VEN	DNS					DNS
	173	ROTH Axel	GER	DNS					DNS
	203	WOODCOCK Trent	NZL	DNS					DNS
	308	LAUSTSEN Niclas	DEN	DNS					DNS
	433	GANSER Maximilian	GER	DNS					DNS
	977	SCHÄUFELIN Nickolas	GER	DNS					DNS





# BMX Supercross WC 2011 - London (GBR)

BMX Track, Olympic Park  
FRI 19 AUG 2011  
15:00

Elite Men  
Time Trial



## Results - Overall



<b>LEGEND</b>	
<b>DNF</b> Did Not Finish	<b>DNS</b> Did Not Start





## BMX Supercross WC 2011 - London (GBR)

BMX Track, Olympic Park  
FRI 19 AUG 2011  
15:00

Elite Men  
Time Trial Run1



### Results Time Trials with Split Times



Rank	Bike Number	Name	NOC Code	START			SPEED		IT1			IT2			IT3			RUN	
				Rk	Time	Beh.	Rk	Speed	Rk	Time	Beh.	Rk	Time	Beh.	Rk	Time	Beh.	Time	Beh.
1	7	FIELDS Connor	USA	13	0.410	+0.014	62	49.792	1	10.200	0.000	4	24.553	+0.331	2	35.903	+0.147	43.404	0.000
2	91	WILLOUGHBY Sam	AUS	101	0.453	+0.057	16	52.163	8	10.443	+0.243	2	24.507	+0.285	1	35.756	0.000	43.444	+0.040
3	8	MOO GAILLE Moana	FRA	46	0.421	+0.025	20	51.810	4	10.390	+0.190	1	24.222	0.000	3	36.030	+0.274	43.561	+0.157
4	127	TREIMANIS Edzus	LAT	18	0.412	+0.016	87	48.840	33	10.708	+0.508	3	24.531	+0.309	4	36.260	+0.504	44.056	+0.652
5	777	WILLERS Marc	NZL	35	0.417	+0.021	5	52.882	9	10.457	+0.257	12	24.879	+0.657	5	36.373	+0.617	44.188	+0.784
6	1	DAUDET Joris	FRA	99	0.451	+0.055	1	53.999	30	10.685	+0.485	8	24.794	+0.572	9	36.676	+0.920	44.259	+0.855
7	42	KIRKHAM Brian	AUS	59	0.429	+0.033	38	51.119	3	10.382	+0.182	11	24.859	+0.637	11	36.737	+0.981	44.272	+0.868
8	139	DUCHENE Simon	FRA	15	0.411	+0.015	96	48.531	17	10.537	+0.337	28	25.210	+0.988	8	36.649	+0.893	44.299	+0.895
9	2	STROMBERGS Maris	LAT	92	0.446	+0.050	5	52.882	24	10.620	+0.420	13	24.900	+0.678	6	36.498	+0.742	44.301	+0.897
10	49	NYHAUG Tory	CAN	35	0.417	+0.021	96	48.531	20	10.597	+0.397	5	24.700	+0.478	7	36.540	+0.784	44.389	+0.985
11	32	KARTFJORD Sebastian	NOR	47	0.422	+0.026	20	51.810	38	10.757	+0.557	31	25.338	+1.116	13	36.874	+1.118	44.455	+1.051
12	37	van GORKOM Jelle	NED	86	0.440	+0.044	38	51.119	28	10.671	+0.471	18	25.027	+0.805	15	36.911	+1.155	44.506	+1.102
13	566	QUENDO ZABALA C	COL	77	0.436	+0.040	57	50.117	51	10.910	+0.710	21	25.136	+0.914	17	36.996	+1.240	44.511	+1.107
14	39	ANDRE Sylvain	FRA	80	0.437	+0.041	51	50.447	9	10.457	+0.257	24	25.166	+0.944	14	36.898	+1.142	44.624	+1.220
15	143	POPE Weston	USA	69	0.435	+0.039	2	53.622	15	10.522	+0.322	16	24.971	+0.749	10	36.681	+0.925	44.660	+1.256
16	954	FAORO Tyler	USA	15	0.411	+0.015	51	50.447	5	10.391	+0.191	20	25.066	+0.844	20	37.058	+1.302	44.686	+1.282
17	20	AGUILUZ Andre Fossa	NOR	65	0.433	+0.037	96	48.531	27	10.670	+0.470	23	25.161	+0.939	18	37.032	+1.276	44.744	+1.340
18	154	PICKARD Kurt	NZL	62	0.431	+0.035	5	52.882	2	10.340	+0.140	7	24.792	+0.570	16	36.960	+1.204	44.790	+1.386
19	121	van der BIEZEN Raymon	NED	9	0.408	+0.012	2	53.622	18	10.568	+0.368	6	24.774	+0.552	12	36.772	+1.016	44.794	+1.390
20	61	MEYERS Joshua	USA	104	0.455	+0.059	5	52.882	32	10.699	+0.499	25	25.167	+0.945	21	37.098	+1.342	44.819	+1.415
21	457	CALLAN Joshua	AUS	9	0.408	+0.012	87	48.840	14	10.508	+0.308	27	25.195	+0.973	24	37.158	+1.402	44.889	+1.485
22	84	VEIDE Rihards	LAT	50	0.423	+0.027	5	52.882	25	10.651	+0.451	34	25.394	+1.172	22	37.147	+1.391	44.919	+1.515
23	80	HERMAN David	USA	68	0.434	+0.038	5	52.882	15	10.522	+0.322	33	25.350	+1.128	26	37.209	+1.453	44.940	+1.536
24	97	YOUNG Khalen	AUS	95	0.448	+0.052	71	49.470	13	10.487	+0.287	19	25.039	+0.817	19	37.044	+1.288	44.943	+1.539
25	365	DAY Mike	USA	58	0.427	+0.031	62	49.792	22	10.605	+0.405	15	24.939	+0.717	25	37.173	+1.417	45.049	+1.645
26	69	GODET Damien	FRA	69	0.435	+0.039	71	49.470	63	11.019	+0.819	48	25.614	+1.392	30	37.336	+1.580	45.071	+1.667
27	95	NOBLES Barry	USA	3	0.401	+0.005	96	48.531	26	10.666	+0.466	9	24.845	+0.623	28	37.276	+1.520	45.227	+1.823
28	25	GOODWIN Darryn	AUS	24	0.414	+0.018	43	50.781	29	10.674	+0.474	32	25.346	+1.124	27	37.242	+1.486	45.265	+1.861
29	15	SCHERPEN Martijn	NED	50	0.423	+0.027	20	51.810	6	10.408	+0.208	26	25.172	+0.950	29	37.306	+1.550	45.288	+1.884
30	114	CASTRO HERRERA A	COL	69	0.435	+0.039	20	51.810	59	10.970	+0.770	44	25.512	+1.290	45	37.819	+2.063	45.343	+1.939
31	77	de WILDE Robert	NED	27	0.415	+0.019	31	51.463	11	10.461	+0.261	14	24.912	+0.690	23	37.153	+1.397	45.428	+2.024
32	28	de VECCHI Manuel	ITA	38	0.418	+0.022	16	52.163	23	10.610	+0.410	22	25.140	+0.918	32	37.382	+1.626	45.445	+2.041
33	48	GRAF David	SUI	7	0.406	+0.010	96	48.531	52	10.931	+0.731	43	25.509	+1.287	34	37.511	+1.755	45.478	+2.074
34	134	DUBOIS Arnaud	BEL	41	0.419	+0.023	62	49.792	56	10.954	+0.754	55	25.694	+1.472	33	37.441	+1.685	45.519	+2.115
35	170	REZENDE Renato	BRA	113	0.490	+0.094	62	49.792	75	11.147	+0.947	42	25.486	+1.264	40	37.727	+1.971	45.553	+2.149
36	41	MANKUS Toms	LAT	88	0.441	+0.045	43	50.781	40	10.774	+0.574	41	25.482	+1.260	39	37.718	+1.962	45.564	+2.160
37	559	ZULA Tommy	USA	69	0.435	+0.039	51	50.447	68	11.065	+0.865	56	25.801	+1.579	42	37.798	+2.042	45.608	+2.204
38	12	PROKOP Michal	CZE	27	0.415	+0.019	96	48.531	61	10.993	+0.793	35	25.397	+1.175	43	37.812	+2.056	45.649	+2.245
39	138	HUBERT Thomas	AUS	41	0.419	+0.023	96	48.531	34	10.721	+0.521	36	25.398	+1.176	35	37.581	+1.825	45.668	+2.264
40	92	JASPERS Martijn	NED	8	0.407	+0.011	20	51.810	37	10.750	+0.550	39	25.419	+1.197	38	37.639	+1.883	45.677	+2.273
41	82	ROBINSON Michael	AUS	104	0.455	+0.059	31	51.463	42	10.820	+0.620	50	25.628	+1.406	47	37.898	+2.142	45.691	+2.287
42	572	BRETHAUER Luis	GER	69	0.435	+0.039	43	50.781	36	10.734	+0.534	37	25.410	+1.188	37	37.634	+1.878	45.705	+2.301
43	717	JIMENEZ CAICEDO	COL	102	0.454	+0.058	71	49.470	64	11.025	+0.825	51	25.654	+1.432	41	37.753	+1.997	45.716	+2.312
44	64	LONG Nicholas	USA	77	0.436	+0.040	43	50.781	54	10.947	+0.747	38	25.414	+1.192	44	37.816	+2.060	45.719	+2.315
45	152	GALAN CARRASCO Pablo	ESP	50	0.423	+0.027	96	48.531	21	10.603	+0.403	10	24.849	+0.627	31	37.372	+1.616	45.750	+2.346
46	17	MADILL Luke	AUS	18	0.412	+0.016	71	49.470	54	10.947	+0.747	29	25.268	+1.046	46	37.889	+2.133	45.817	+2.413
47	88	BENNETT Kyle	USA	108	0.472	+0.076	51	50.447	67	11.058	+0.858	60	25.868	+1.646	49	37.942	+2.186	45.853	+2.449
48	165	RAMIREZ YEPEZ C A	COL	77	0.436	+0.040	79	49.153	78	11.216	+1.016	40	25.440	+1.218	48	37.899	+2.143	45.857	+2.453
49	98	ROGERS Jason	USA	69	0.435	+0.039	113	47.333	57	10.955	+0.755	53	25.667	+1.445	51	38.035	+2.279	45.902	+2.498
50	31	MATISONS Arturs	LAT	24	0.414	+0.018	31	51.463	12	10.476	+0.276	17	25.005	+0.783	36	37.597	+1.841	45.948	+2.544

## BMX Supercross WC 2011 - London (GBR)

BMX Track, Olympic Park  
FRI 19 AUG 2011  
15:00

Elite Men  
Time Trial Run1



### Results Time Trials with Split Times



Rank	Bike Number	Name	NOC Code	START			SPEED		IT1			IT2			IT3			RUN	
				Rk	Time	Beh.	Rk	Speed	Rk	Time	Beh.	Rk	Time	Beh.	Rk	Time	Beh.	Time	Beh.
51	144	DEAN Anthony	AUS	41	0.419	+0.023	20	51.810	39	10.767	+0.567	68	26.158	+1.936	57	38.350	+2.594	46.282	+2.878
52	71	LEJINS Kristers	LAT	18	0.412	+0.016	87	48.840	46	25.580	+1.358	46	25.580	+1.358	52	38.087	+2.331	46.295	+2.891
53	555	TAIMS Kristers	LAT	60	0.430	+0.034	113	47.333	48	10.870	+0.670	47	25.606	+1.384	50	38.016	+2.260	46.301	+2.897
54	125	DEMONT Jonathan	SUI	82	0.438	+0.042	20	51.810	62	11.014	+0.814	69	26.181	+1.959	59	38.438	+2.682	46.481	+3.077
55	99	REID Corey	USA	47	0.422	+0.026	71	49.470	60	10.992	+0.792	65	26.076	+1.854	58	38.412	+2.656	46.493	+3.089
56	421	RICCARDI Romain	ITA	27	0.415	+0.019	87	48.840	74	11.134	+0.934	64	25.990	+1.768	54	38.287	+2.531	46.566	+3.162
57	126	ENDARA MADERA Fausto	ECU	88	0.441	+0.045	38	51.119	31	10.697	+0.497	30	25.308	+1.086	61	38.467	+2.711	46.593	+3.189
58	18	TAMME Lukáš	CZE	31	0.416	+0.020	16	52.163	43	10.824	+0.624	62	25.939	+1.717	62	38.618	+2.862	46.604	+3.200
59	426	STRICKLAND Cal	GBR	111	0.482	+0.086	87	48.840	76	11.176	+0.976	74	26.305	+2.083	60	38.444	+2.688	46.659	+3.255
60	60	DIAZ MONTANA Jose	COL	18	0.412	+0.016	117	46.472	83	11.421	+1.221	71	26.227	+2.005	68	38.724	+2.968	46.704	+3.300
61	90	MARINO Ramiro	ARG	1	0.396	0.000	62	49.792	58	10.966	+0.766	63	25.947	+1.725	65	38.695	+2.939	46.818	+3.414
62	972	HAMON Thomas	FRA	86	0.440	+0.044	51	50.447	50	10.885	+0.685	73	26.260	+2.038	64	38.679	+2.923	46.823	+3.419
63	211	EVANS Kyle	GBR	54	0.424	+0.028	87	48.840	72	11.105	+0.905	61	25.908	+1.686	56	38.329	+2.573	46.840	+3.436
64	194	VILLEGAS Federico	ARG	83	0.439	+0.043	43	50.781	41	10.814	+0.614	54	25.691	+1.469	53	38.284	+2.528	46.909	+3.505
65	13	RINDERKNECHT Roger	SUI	35	0.417	+0.021	79	49.153	53	10.943	+0.743	56	25.801	+1.579	69	38.759	+3.003	46.933	+3.529
66	96	MARTINEZ Lorin	FRA	24	0.414	+0.018	71	49.470	7	10.439	+0.239	52	25.659	+1.437	55	38.298	+2.542	47.040	+3.636
67	193	SCHLANG Daniel	GER	110	0.475	+0.079	20	51.810	66	11.049	+0.849	58	25.818	+1.596	71	38.833	+3.077	47.066	+3.662
68	155	MANATON Curtis	GBR	106	0.461	+0.065	62	49.792	81	11.361	+1.161	80	26.697	+2.475	74	39.010	+3.254	47.124	+3.720
69	316	BROWN Tyler	USA	93	0.447	+0.051	57	50.117	45	10.862	+0.662	59	25.845	+1.623	66	38.701	+2.945	47.154	+3.750
70	489	HILL Grant	GBR	2	0.400	+0.004	62	49.792	70	11.090	+0.890	67	26.105	+1.883	72	38.844	+3.088	47.164	+3.760
71	103	TUMPACH Stepán	CZE	41	0.419	+0.023	51	50.447	49	10.879	+0.679	70	26.211	+1.989	70	38.810	+3.054	47.172	+3.768
72	145	GUSTAFSSON Filip	SWE	15	0.411	+0.015	79	49.153	71	11.092	+0.892	66	26.078	+1.856	67	38.705	+2.949	47.221	+3.817
73	169	GODET Julien	FRA	96	0.449	+0.053	31	51.463	83	11.421	+1.221	75	26.486	+2.264	73	38.933	+3.177	47.376	+3.972
74	133	CRISTOFOLI Roberto	ITA	80	0.437	+0.041	43	50.781	65	11.036	+0.836	76	26.518	+2.296	75	39.079	+3.323	47.379	+3.975
75	322	PIZARRO Ernesto Gabriel	ARG	6	0.404	+0.008	105	48.226	73	11.128	+0.928	77	26.555	+2.333	77	39.431	+3.675	47.686	+4.282
76	79	SAMPEI Masahiro	JPN	96	0.449	+0.053	62	49.792	69	11.071	+0.871	72	26.231	+2.009	76	39.216	+3.460	47.713	+4.309
77	167	JAMES Kurt	NZL	31	0.416	+0.020	20	51.810	46	10.869	+0.669	48	25.614	+1.392	78	39.462	+3.706	47.714	+4.310
78	689	BAIER Maik	GER	83	0.439	+0.043	31	51.463	44	10.843	+0.643	45	25.528	+1.306	63	38.631	+2.875	47.802	+4.398
79	150	LINK Mark	NED	107	0.467	+0.071	110	47.627	85	11.503	+1.303	82	27.139	+2.917	81	39.657	+3.901	47.977	+4.573
80	102	THERKILDSEN Morten	DEN	65	0.433	+0.037	57	50.117	80	11.325	+1.125	79	26.673	+2.451	79	39.566	+3.810	47.983	+4.579
81	75	BRADFORD Joey	USA	63	0.432	+0.036	57	50.117	102	13.752	+3.552	92	28.901	+4.679	83	40.408	+4.652	48.164	+4.760
82	10	ROBINSON Donny	USA	31	0.416	+0.020	38	51.119	79	11.242	+1.042	78	26.633	+2.411	80	39.597	+3.841	48.336	+4.932
83	176	ROZSENICH Gabor	HUN	54	0.424	+0.028	57	50.117	82	11.401	+1.201	81	26.940	+2.718	82	39.735	+3.979	48.351	+4.947
84	148	van GENDT Twan	NED	38	0.418	+0.022	2	53.622	88	12.710	+2.510	84	28.126	+3.904	85	40.571	+4.815	48.585	+5.181
85	373	BLANC Renaud	SUI	18	0.412	+0.016	108	47.924	93	13.248	+3.048	89	28.560	+4.338	86	40.839	+5.083	48.945	+5.541
86	913	SVUB Jan	CZE	18	0.412	+0.016	79	49.153	91	13.067	+2.867	87	28.397	+4.175	87	40.953	+5.197	49.023	+5.619
87	38	MATSUSHITA Tatsumi	JPN	12	0.409	+0.013	105	48.226	77	11.213	+1.013	83	27.262	+3.040	84	40.491	+4.735	49.194	+5.790
88	40	BISELING Sander	NED	57	0.426	+0.030	12	52.520	90	12.887	+2.687	85	28.285	+4.063	90	41.529	+5.773	49.614	+6.210
89	974	HOARAU Olivier	FRA	31	0.416	+0.020	79	49.153	108	14.179	+3.979	96	29.322	+5.100	89	41.528	+5.772	49.654	+6.250
90	50	FALLA BUCHELY Emilio	ECU	65	0.433	+0.037	12	52.520	19	10.581	+0.381	90	28.739	+4.517	91	41.688	+5.932	49.659	+6.255
91	120	PELLUARD Vincent	FRA	83	0.439	+0.043	20	51.810	89	12.860	+2.660	86	28.353	+4.131	88	41.175	+5.419	49.664	+6.260
92	86	ANTHONY Alex	USA	47	0.422	+0.026	16	52.163	92	13.202	+3.002	93	29.035	+4.813	92	41.945	+6.189	50.028	+6.624
93	157	McBRIDE Dan	GBR	90	0.442	+0.046	79	49.153	96	13.321	+3.121	94	29.057	+4.835	94	42.128	+6.372	50.700	+7.296
94	206	WHYTE Tre	GBR	115	0.494	+0.098	96	48.531	101	13.730	+3.530	95	29.307	+5.085	93	42.113	+6.357	50.720	+7.316
95	925	TANNIGER Romain	SUI	38	0.418	+0.022	110	47.627	110	14.373	+4.173	101	30.131	+5.909	97	42.616	+6.860	50.840	+7.436
96	246	SOPPELSA Dino	SUI	56	0.425	+0.029	20	51.810	94	13.294	+3.094	97	29.511	+5.289	96	42.450	+6.694	50.849	+7.445
97	46	VODAK Marek	CZE	60	0.430	+0.034	31	51.463	105	13.955	+3.755	100	29.965	+5.743	98	42.928	+7.172	51.499	+8.095
98	197	VIRDIS Luca	ITA	27	0.415	+0.019	105	48.226	86	11.892	+1.692	88	28.480	+4.258	95	42.270	+6.514	51.651	+8.247
99	162	PRAJCZER Peter	HUN	117	0.623	+0.227	38	51.119	103	13.804	+3.604	99	29.635	+5.413	100	43.402	+7.646	51.940	+8.536
100	787	LINDENMEYER Thorsten	GER	102	0.454	+0.058	12	52.520	95	13.308	+3.108	91	28.801	+4.579	99	43.291	+7.535	51.980	+8.576

## BMX Supercross WC 2011 - London (GBR)

BMX Track, Olympic Park  
FRI 19 AUG 2011  
15:00

Elite Men  
Time Trial Run1



### Results Time Trials with Split Times




Rank	Bike Number	Name	NOC Code	START			SPEED		IT1			IT2			IT3			RUN	
				Rk	Time	Beh.	Rk	Speed	Rk	Time	Beh.	Rk	Time	Beh.	Rk	Time	Beh.	Time	Beh.
101	147	KILLIAN PATRICOLO Marc	ESP	108	0.472	+0.076	62	49.792	112	14.442	+4.242	104	30.924	+6.702	102	43.628	+7.872	52.065	+8.661
102	183	SCHMIDT Julian	GER	93	0.447	+0.051	87	48.840	97	13.380	+3.180	98	29.568	+5.346	103	43.894	+8.138	52.406	+9.002
103	159	MIRANDA L D F	BRA	13	0.410	+0.014	87	48.840	106	14.031	+3.831	102	30.264	+6.042	101	43.453	+7.697	52.528	+9.124
104	192	SZOBOSZLAI Patrtik	HUN	69	0.435	+0.039	115	47.042	111	14.380	+4.180	103	30.703	+6.481	104	44.395	+8.639	53.032	+9.628
105	179	SCHIPPERS Jordi	NED	3	0.401	+0.005	79	49.153	98	13.510	+3.310	107	33.473	+9.251	105	46.760+11.004		55.490+12.086	
106	609	BACHELARD Benjamin	FRA	45	0.420	+0.024	71	49.470	109	14.184	+3.984	106	32.213	+7.991	107	47.034+11.278		56.330+12.926	
107	916	PEEBLES Jacob	USA	99	0.451	+0.055	5	52.882	100	13.696	+3.496	108	34.761+10.539		108	48.344+12.588		56.948+13.544	
108	881	WHYTE Dan	GBR	50	0.423	+0.027	115	47.042	113	14.617	+4.417	105	31.636	+7.414	106	46.942+11.186		1:02.072+18.668	
109	129	ALEPUZ LÓPEZ Gonzalo	ESP	116	0.553	+0.157	108	47.924	114	17.140	+6.940	109	41.300+17.078		109	56.117+20.361		1:06.125+22.721	
110	191	ANDREASEN Klaus Bøgh	DEN	96	0.449	+0.053	31	51.463	115	17.474	+7.274	110	45.198+20.976					DNF	DNF
111	14	CALEYRON Quentin	FRA	91	0.444	+0.048	43	50.781										DNF	DNF
112	94	BROWN James	CAN	69	0.435	+0.039	12	52.520	104	13.873	+3.673							DNF	DNF
113	166	FRANSSON Johan	SWE	114	0.492	+0.096	43	50.781	87	12.229	+2.029							DNF	DNF
114	74	FURLAN Mattia	ITA															DNF	DNF
115	247	HOLDSTOCK Dean	RSA	112	0.485	+0.089	110	47.627										DNF	DNF
116	906	SLAVIK Hannes	AUT	5	0.402	+0.006	71	49.470	107	14.169	+3.969							DNF	DNF
117	73	WATERHOUSE Scott	GBR	9	0.408	+0.012	79	49.153	46	10.869	+0.669							DNF	DNF
118	100	BECERINE Cristian	ARG	63	0.432	+0.036	87	48.840	99	13.668	+3.468							DNF	DNF
	203	WOODCOCK Trent	NZL															DNS	DNS
	57	SAKAMOTO Akifumi	JPN															DNS	DNS
	149	KIM PEÑA Alejandro	ESP															DNS	DNS
	433	GANSER Maximilian	GER															DNS	DNS
	977	SCHÄUFELIN Nickolas	GER															DNS	DNS
	173	ROTH Axel	GER															DNS	DNS
	308	LAUSTSEN Niclas	DEN															DNS	DNS
	153	SUAREZ Jonathan	VEN															DNS	DNS

#### LEGEND

DNF Did Not Finish

DNS Did Not Start

Timing and Results by  SWISS TIMING

[www.londonprepresseries.com/bmx](http://www.londonprepresseries.com/bmx)

[www.bmx-results.com](http://www.bmx-results.com)

CBM01\_73A\_ST 1.0

Report Created FRI 19 AUG 2011 17:03

Page 3 / 3





## BMX Supercross WC 2011 - London (GBR)

BMX Track, Olympic Park  
FRI 19 AUG 2011  
15:00

Elite Men  
Time Trial Run2




### Results Time Trials with Split Times



Rank	Bike Number	Name	NOC Code	START			SPEED		IT1			IT2			IT3			RUN	
				Rk	Time	Beh.	Rk	Speed	Rk	Time	Beh.	Rk	Time	Beh.	Rk	Time	Beh.	Time	Beh.
1	91	WILLOUGHBY Sam	AUS	13	0.450	+0.049	7	51.463	1	9.975	0.000	1	24.033	0.000	1	35.058	0.000	42.625	0.000
2	1	DAUDET Joris	FRA	15	0.463	+0.062	3	53.249	6	10.494	+0.519	2	24.204	+0.171	2	35.453	+0.395	42.767	+0.142
3	39	ANDRE Sylvain	FRA	12	0.443	+0.042	5	52.163	2	10.259	+0.284	3	24.454	+0.421	3	35.853	+0.795	43.317	+0.692
4	49	NYHAUG Tory	CAN	5	0.418	+0.017	11	50.447	7	10.509	+0.534	7	24.625	+0.592	4	36.187	+1.129	43.666	+1.041
5	8	MOO CAILLE Moana	FRA	8	0.430	+0.029	7	51.463	3	10.403	+0.428	6	24.618	+0.585	5	36.197	+1.139	43.702	+1.077
6	7	FIELDS Connor	USA	16	1.319	+0.918	13	50.117	9	10.574	+0.599	4	24.573	+0.540	6	36.310	+1.252	44.013	+1.388
7	127	TREIMANIS Edzus	LAT	4	0.410	+0.009	15	48.840	4	10.413	+0.438	5	24.613	+0.580	7	36.509	+1.451	44.059	+1.434
8	37	van GORKOM Jelle	NED	5	0.418	+0.017	9	51.119	8	10.510	+0.535	9	24.808	+0.775	8	36.546	+1.488	44.069	+1.444
9	2	STROMBERGS Maris	LAT	10	0.435	+0.034	1	53.999	5	10.460	+0.485	8	24.666	+0.633	9	36.626	+1.568	44.465	+1.840
10	566	OQUENDO ZABALA C	COL	14	0.453	+0.052	14	49.153	13	11.333	+1.358	12	25.594	+1.561	10	37.445	+2.387	45.023	+2.398
11	42	KIRKHAM Brian	AUS	5	0.418	+0.017	10	50.781	11	10.732	+0.757	10	25.092	+1.059	11	37.464	+2.406	45.074	+2.449
12	32	KARTFJORD Sebastian	NOR	9	0.433	+0.032	5	52.163	10	10.582	+0.607	11	25.491	+1.458	12	37.468	+2.410	45.347	+2.722
13	143	POPE Weston	USA	11	0.438	+0.037	4	52.882	12	11.049	+1.074	13	25.912	+1.879	13	38.899	+3.841	49.135	+6.510
14	139	DUCHENE Simon	FRA	1	0.401	0.000	15	48.840	14	13.769	+3.794	14	38.620+14.587		14	55.605+20.547		1:05.964+23.339	
15	777	WILLERS Marc	NZL	2	0.403	+0.002	2	53.622	16	14.279	+4.304							DNF	DNF
16	954	FAORO Tyler	USA	3	0.409	+0.008	11	50.447	15	13.816	+3.841							DNF	DNF

#### LEGEND

DNF Did Not Finish

Timing and Results by  SWISS TIMING

[www.londonprepresseries.com/bmx](http://www.londonprepresseries.com/bmx)

[www.bmx-results.com](http://www.bmx-results.com)

CBM01\_73A\_ST 1.0

Report Created FRI 19 AUG 2011 17:59

Page 1 / 1



## BMX Supercross WC 2011 - London (GBR)

BMX Track, Olympic Park  
SAT 20 AUG 2011  
14:00

Elite Women  
Qualifying



### Results



	Rank	Bike Number	Name	NOC Code	Time
HEAT 1	1	3	POTTIER Magalie	FRA	39.811 Q
	2	39	CARR Amanda	USA	40.671 Q
	3	83	HORÁKOVÁ Jana	CZE	41.363 Q
	4	171	O'KEEFFE Teagan	RSA	41.422 Q
	5	31	GEVING Amanda	USA	41.908
	6	115	STEIN Squel	BRA	45.742
	7	38	TAYLOR Abbie	GBR	51.607
	8	75	van BENTHEM Merle	NED	DNS
HEAT 2	1	1	PAJON Mariana	COL	39.621 Q
	2	22	le CORGUILLÉ Laëtitia	FRA	39.651 Q
	3	469	HERNANDEZ Stefany	VEN	41.142 Q
	4	66	KLAUS Lieke	NED	41.356 Q
	5	91	van HOOFF Elke	BEL	41.875
	6	116	STEVUX Priscila Carnaval	BRA	43.855
	7	108	QUINALHA Bianca Ijano	BRA	44.343
	8	6	RIMSAITE Vilma	LTU	45.038
HEAT 3	1	96	WALKER Sarah	NZL	38.957 Q
	2	21	REYNOLDS Lauren	AUS	39.615 Q
	3	32	CRAIN Brooke	USA	40.160 Q
	4	555	McLEOD Melinda	AUS	40.717 Q
	5	52	HLADÍKOVÁ Aneta	CZE	40.718
	6	89	ZULUAGA Andrea	COL	43.830
	7	121	VERHAGEN Ashley	USA	44.370
	8	109	SMULDERS Laura	NED	47.300
HEAT 4	1	12	READE Shanaze	GBR	39.103 Q
	2	68	BUCHANAN Caroline	AUS	39.529 Q
	3	15	MARTIN Arielle	USA	40.385 Q
	4	106	GEORGE Danielle	USA	40.807 Q
	5	95	COTTEREAU Blandine	FRA	41.798
	6	41	HEREIJGERS Maartje	NED	44.431
	7	103	DIAZ Mariana	ARG	47.113
	8	446	DIAZ Maria Gabriela	ARG	52.718

**Qualification Rule:** best 4 riders from each heat after 3 runs qualify for the next round. Remainder are eliminated.

LEGEND	
DNS	Did Not Start
Q	Qualified



## BMX Supercross WC 2011 - London (GBR)

BMX Track, Olympic Park  
 SAT 20 AUG 2011  
 14:12

Elite Men  
 Qualifying



### Results



	Rank	Bike Number	Name	NOC Code	Time
HEAT 1	1	91	WILLOUGHBY Sam	AUS	42.111 Q
	2	20	AGUILUZ Andre Fossa	NOR	42.971 Q
	3	48	GRAF David	SUI	43.593 Q
	4	98	ROGERS Jason	USA	44.170 Q
	5	954	FAORO Tyler	USA	44.820
	6	28	de VECCHI Manuel	ITA	1:14.161
	7	165	RAMIREZ YEPEZ Carlos Alberto	COL	DNF
	8	194	VILLEGAS Federico	ARG	DNF
HEAT 2	1	2	STROMBERGS Maris	LAT	42.815 Q
	2	97	YOUNG Khalen	AUS	43.028 Q
	3	37	van GORKOM Jelle	NED	43.119 Q
	4	365	DAY Mike	USA	43.490 Q
	5	421	RICCARDI Romain	ITA	43.837
	6	92	JASPERS Martijn	NED	44.878
	7	126	ENDARA MADERA Fausto	ECU	45.401
	8	82	ROBINSON Michael	AUS	48.100
HEAT 3	1	61	MEYERS Joshua	USA	44.893 Q
	2	152	GALAN CARRASCO Pablo	ESP	45.621 Q
	3	15	SCHERPEN Martijn	NED	49.509 Q
	4	49	NYHAUG Tory	CAN	51.074 Q
	5	143	POPE Weston	USA	51.697
	6	71	LEJINS Kristers	LAT	1:23.932
	7	41	MANKUS Toms	LAT	DNF
	8	90	MARINO Ramiro	ARG	DNF
HEAT 4	1	64	LONG Nicholas	USA	42.951 Q
	2	457	CALLAN Joshua	AUS	43.027 Q
	3	8	MOO CAILLE Moana	FRA	43.464 Q
	4	32	KARTFJORD Sebastian	NOR	43.767 Q
	5	60	DIAZ MONTANA Jose	COL	43.901
	6	25	GOODWIN Darryn	AUS	44.817
	7	559	ZULA Tommy	USA	45.058
	8	555	TAIMS Kristers	LAT	DNF

## BMX Supercross WC 2011 - London (GBR)

BMX Track, Olympic Park  
SAT 20 AUG 2011  
14:12

Elite Men  
Qualifying




### Results



	Rank	Bike Number	Name	NOC Code	Time
HEAT 5	1	1	DAUDET Joris	FRA	42.678 Q
	2	154	PICKARD Kurt	NZL	43.425 Q
	3	777	WILLERS Marc	NZL	44.026 Q
	4	77	de WILDE Robert	NED	47.347 Q
	5	134	DUBOIS Arnaud	BEL	48.079
	6	88	BENNETT Kyle	USA	49.703
	7	211	EVANS Kyle	GBR	52.921
	8	31	MATISONS Arturs	LAT	DNS
HEAT 6	1	80	HERMAN David	USA	43.210 Q
	2	69	GODET Damien	FRA	43.412 Q
	3	127	TREIMANIS Edzus	LAT	44.160 Q
	4	138	HUBERT Thomas	AUS	44.601 Q
	5	572	BRETHAUER Luis	GER	45.877
	6	18	TAMME Lukáš	CZE	47.799
	7	99	REID Corey	USA	56.097
	8	566	OQUENDO ZABALA Carlos	COL	1:16.383
HEAT 7	1	39	ANDRE Sylvain	FRA	42.940 Q
	2	121	van der BIEZEN Raymon	NED	43.409 Q
	3	17	MADILL Luke	AUS	43.669 Q
	4	139	DUCHENE Simon	FRA	43.769 Q
	5	170	REZENDE Renato	BRA	43.962
	6	972	HAMON Thomas	FRA	44.534
	7	144	DEAN Anthony	AUS	45.683
	8	114	CASTRO HERRERA Augusto	COL	51.113
HEAT 8	1	7	FIELDS Connor	USA	42.997 Q
	2	95	NOBLES Barry	USA	43.255 Q
	3	42	KIRKHAM Brian	AUS	43.322 Q
	4	717	JIMENEZ CAICEDO Andres Eduardo	COL	43.672 Q
	5	12	PROKOP Michal	CZE	44.067
	6	125	DEMONT Jonathan	SUI	46.090
	7	426	STRICKLAND Cal	GBR	49.079
	8	84	VEIDE Rihards	LAT	49.558

**Qualification Rule:** best 4 riders from each heat after 3 runs qualify for the next round. Remainder are eliminated.

LEGEND			
DNF	Did Not Finish	DNS	Did Not Start
		Q	Qualified

Timing and Results by  SWISS TIMING

[www.londonprepresseries.com/bmx](http://www.londonprepresseries.com/bmx)

[www.bmx-results.com](http://www.bmx-results.com)

CBM01\_73B 1.0

Report Created SAT 20 AUG 2011 17:56

Page 2 / 2





## BMX Supercross WC 2011 - London (GBR)

BMX Track, Olympic Park  
SAT 20 AUG 2011  
16:17

Elite Men  
1/4 Finals



### Results




	Rank	Bike Number	Name	NOC Code	Time
HEAT 1	1	91	WILLOUGHBY Sam	AUS	42.001 Q
	2	2	STROMBERGS Maris	LAT	43.567 Q
	3	37	van GORKOM Jelle	NED	43.676 Q
	4	48	GRAF David	SUI	43.970 Q
	5	20	AGUILUZ Andre Fossa	NOR	48.604
	6	98	ROGERS Jason	USA	54.681
	7	365	DAY Mike	USA	59.475
	8	97	YOUNG Khalen	AUS	DNF
HEAT 2	1	64	LONG Nicholas	USA	42.229 Q
	2	49	NYHAUG Tory	CAN	42.802 Q
	3	8	MOO CAILLE Moana	FRA	42.915 Q
	4	457	CALLAN Joshua	AUS	43.190 Q
	5	32	KARTFJORD Sebastian	NOR	43.777
	6	61	MEYERS Joshua	USA	44.934
	7	152	GALAN CARRASCO Pablo	ESP	50.203
	8	15	SCHERPEN Martijn	NED	59.182
HEAT 3	1	777	WILLERS Marc	NZL	42.550 Q
	2	80	HERMAN David	USA	42.611 Q
	3	1	DAUDET Joris	FRA	42.926 Q
	4	69	GODET Damien	FRA	42.960 Q
	5	154	PICKARD Kurt	NZL	43.953
	6	77	de WILDE Robert	NED	52.954
	7	138	HUBERT Thomas	AUS	1:06.333
	8	127	TREIMANIS Edzus	LAT	DNF
HEAT 4	1	42	KIRKHAM Brian	AUS	42.290 Q
	2	39	ANDRE Sylvain	FRA	42.664 Q
	3	7	FIELDS Connor	USA	43.038 Q
	4	95	NOBLES Barry	USA	43.604 Q
	5	717	JIMENEZ CAICEDO Andres Eduardo	COL	43.827
	6	121	van der BIEZEN Raymon	NED	44.079
	7	139	DUCHENE Simon	FRA	53.928
	8	17	MADILL Luke	AUS	DNF

**Qualification Rule:** best 4 riders from each heat qualify for the next round. Remainder are eliminated.

#### LEGEND

DNF Did Not Finish

Q Qualified

Timing and Results by  SWISS TIMING

[www.londonprepresseries.com/bmx](http://www.londonprepresseries.com/bmx)

[www.bmx-results.com](http://www.bmx-results.com)

CBM01\_73B 1.0

Report Created SAT 20 AUG 2011 18:16

Page 1 / 1



## BMX Supercross WC 2011 - London (GBR)

BMX Track, Olympic Park  
 SAT 20 AUG 2011  
 16:41

Elite Women  
 Semifinal



### Results



	Rank	Bike Number	Name	NOC Code	Time
HEAT 1	1	39	CARR Amanda	USA	39.810 Q
	2	22	le CORGUILLÉ Laëtitia	FRA	39.991 Q
	3	3	POTTIER Magalie	FRA	40.281 Q
	4	1	PAJON Mariana	COL	40.408 Q
	5	469	HERNANDEZ Stefany	VEN	40.756
	6	171	O'KEEFFE Teagan	RSA	41.561
	7	66	KLAUS Lieke	NED	45.945
	8	83	HORÁKOVÁ Jana	CZE	DNF
HEAT 2	1	96	WALKER Sarah	NZL	38.697 Q
	2	12	READE Shanaze	GBR	39.264 Q
	3	21	REYNOLDS Lauren	AUS	39.433 Q
	4	555	McLEOD Melinda	AUS	40.185 Q
	5	32	CRAIN Brooke	USA	40.274
	6	15	MARTIN Arielle	USA	40.885
	7	68	BUCHANAN Caroline	AUS	41.665
	8	106	GEORGE Danielle	USA	DNF

**Qualification Rule:** best 4 riders from each heat qualify for the finals. Remainder are eliminated.

#### LEGEND

DNF Did Not Finish      Q Qualified



## BMX Supercross WC 2011 - London (GBR)

BMX Track, Olympic Park  
SAT 20 AUG 2011  
16:47

Elite Men  
Semifinal



### Results



	Rank	Bike Number	Name	NOC Code	Time
HEAT 1	1	91	WILLOUGHBY Sam	AUS	41.863 Q
	2	64	LONG Nicholas	USA	42.380 Q
	3	2	STROMBERGS Maris	LAT	42.840 Q
	4	48	GRAF David	SUI	43.690 Q
	5	49	NYHAUG Tory	CAN	45.909
	6	8	MOO CAILLE Moana	FRA	46.807
	7	37	van GORKOM Jelle	NED	48.749
	8	457	CALLAN Joshua	AUS	DNF
HEAT 2	1	777	WILLERS Marc	NZL	42.159 Q
	2	1	DAUDET Joris	FRA	42.184 Q
	3	80	HERMAN David	USA	42.613 Q
	4	39	ANDRE Sylvain	FRA	42.843 Q
	5	7	FIELDS Connor	USA	43.116
	6	95	NOBLES Barry	USA	43.601
	7	69	GODET Damien	FRA	43.820
	8	42	KIRKHAM Brian	AUS	44.797

**Qualification Rule:** best 4 riders from each heat qualify for the finals. Remainder are eliminated.

#### LEGEND

DNF Did Not Finish      Q Qualified



## BMX Supercross WC 2011 - London (GBR)

BMX Track, Olympic Park  
 SAT 20 AUG 2011  
 17:05

Elite Women  
 Final



### Results



Rank	Bike Number	Name	NOC Code	Date of Birth	Time	Gap
1	12	READE Shanaze	GBR	23 SEP 1988	38.275	
2	96	WALKER Sarah	NZL	10 JUL 1988	38.724	+0.449
3	21	REYNOLDS Lauren	AUS	25 JUN 1991	39.052	+0.777
4	3	POTTIER Magalie	FRA	16 MAR 1989	39.342	+1.067
5	39	CARR Amanda	USA	24 JUN 1990	42.779	+4.504
6	555	McLEOD Melinda	AUS	12 FEB 1993	51.642	+13.367
7	22	le CORGUILLÉ Laëtitia	FRA	29 JUL 1986	51.707	+13.432
8	1	PAJON Mariana	COL	10 OCT 1991	DNF	

#### NOTES

In the final DNF, REL or DNS are ranked. In case of multiple DNF, REL or DNS, the tiebreaker (within each group) will be the gate selection order of the final

#### LEGEND

**DNF** Did Not Finish





## BMX Supercross WC 2011 - London (GBR)

BMX Track, Olympic Park  
 SAT 20 AUG 2011  
 18:55

Elite Women



### Competition Bracket



Semifinals				Final			
<b>Heat 1</b>				<b>Heat 1</b>			
			<b>Rk</b>				<b>Rk</b>
39	CARR Amanda	USA	1	12	READE Shanaze	GBR	1
22	le CORGUILLÉ Laëtitia	FRA	2	96	WALKER Sarah	NZL	2
3	POTTIER Magalie	FRA	3	21	REYNOLDS Lauren	AUS	3
1	PAJON Mariana	COL	4	3	POTTIER Magalie	FRA	4
469	HERNANDEZ Stefany	VEN	5	39	CARR Amanda	USA	5
171	O'KEEFFE Teagan	RSA	6	555	McLEOD Melinda	AUS	6
66	KLAUS Lieke	NED	7	22	le CORGUILLÉ Laëtitia	FRA	7
83	HORÁKOVÁ Jana	CZE	8	1	PAJON Mariana	COL	8
<b>Heat 2</b>							
			<b>Rk</b>				
96	WALKER Sarah	NZL	1				
12	READE Shanaze	GBR	2				
21	REYNOLDS Lauren	AUS	3				
555	McLEOD Melinda	AUS	4				
32	CRAIN Brooke	USA	5				
15	MARTIN Arielle	USA	6				
68	BUCHANAN Caroline	AUS	7				
106	GEORGE Danielle	USA	8				

#### LEGEND

Rk Rank



## BMX Supercross WC 2011 - London (GBR)

BMX Track, Olympic Park  
SAT 20 AUG 2011  
17:10

Elite Women  
Final



### Results Summary



Rank	Bike Number	Name	NOC Code	Heat	Position	Points	Result
<b>Final</b>							
1	12	READE Shanaze	GBR		1		38.275
2	96	WALKER Sarah	NZL		2		38.724
3	21	REYNOLDS Lauren	AUS		3		39.052
4	3	POTTIER Magalie	FRA		4		39.342
5	39	CARR Amanda	USA		5		42.779
6	555	McLEOD Melinda	AUS		6		51.642
7	22	le CORGUILLÉ Laëtitia	FRA		7		51.707
8	1	PAJON Mariana	COL		8		DNF
<b>Semifinal</b>							
9	32	CRAIN Brooke	USA	2	5	5	40.274
10	469	HERNANDEZ Stefany	VEN	1	5	5	40.756
11	15	MARTIN Arielle	USA	2	6	6	40.885
12	171	O'KEEFFE Teagan	RSA	1	6	6	41.561
13	68	BUCHANAN Caroline	AUS	2	7	7	41.665
14	66	KLAUS Lieke	NED	1	7	7	45.945
15	83	HORÁKOVÁ Jana	CZE	1	8	8	DNF
16	106	GEORGE Danielle	USA	2	8	8	DNF
<b>Qualifying</b>							
17	52	HLADÍKOVÁ Aneta	CZE	3	5	5	40.718
18	95	COTTEREAU Blandine	FRA	4	5	5	41.798
19	91	van HOOFF Elke	BEL	2	5	5	41.875
20	31	GEVING Amanda	USA	1	5	5	41.908
21	89	ZULUAGA Andrea	COL	3	6	6	43.830
22	116	STEVUX Priscila Carnaval	BRA	2	6	6	43.855
23	41	HEREIJGERS Maartje	NED	4	6	6	44.431
24	115	STEIN Squel	BRA	1	6	6	45.742
25	108	QUINALHA Bianca Ijano	BRA	2	7	7	44.343
26	121	VERHAGEN Ashley	USA	3	7	7	44.370
27	103	DIAZ Mariana	ARG	4	7	7	47.113
28	38	TAYLOR Abbie	GBR	1	7	7	51.607
29	6	RIMSAITE Vilma	LTU	2	8	8	45.038
30	109	SMULDERS Laura	NED	3	8	8	47.300
31	446	DIAZ Maria Gabriela	ARG	4	8	8	52.718
32	75	van BENTHEM Merle	NED	1	8	10	
<b>Time Trial</b>							
33	117	CHAVES Thaynara Morosini	BRA		33		47.381
34	102	de ALMEIDA Naiara	BRA		34		49.631

## BMX Supercross WC 2011 - London (GBR)

BMX Track, Olympic Park  
 SAT 20 AUG 2011  
 17:10

Elite Women  
 Final



### Results Summary



Rank	Bike Number	Name	NOC Code	Heat	Position	Points	Result
35	971	VALENTINO Manon	FRA		35		50.757
36	44	SEESING Joyce	NED		36		DNF
	110	SORIANO Florencia Ayelen	ARG				DNS
	36	BRACKEN Rachel	AUS				DNS
	51	DELLAR Kirsten	AUS				DNS

#### NOTES

For Semifinals and Quarterfinals, riders are ranked by their total points and the position in their heat from this phase of the competition (all 5th places are ranked ahead of all 6th places etc.). In case of ties, the 3rd then the 2nd then the 1st run time are considered and displayed above.

#### LEGEND

**DNF** Did Not Finish                      **DNS** Did Not Start



## BMX Supercross WC 2011 - London (GBR)

BMX Track, Olympic Park  
 SAT 20 AUG 2011  
 17:10

Elite Men  
 Final



### Results



Rank	Bike Number	Name	NOC Code	Date of Birth	Time	Gap
1	777	WILLERS Marc	NZL	11 SEP 1985	41.847	
2	1	DAUDET Joris	FRA	12 FEB 1991	42.184	+0.337
3	64	LONG Nicholas	USA	6 OCT 1989	42.560	+0.713
4	39	ANDRE Sylvain	FRA	14 OCT 1992	42.697	+0.850
5	80	HERMAN David	USA	9 MAY 1988	43.070	+1.223
6	91	WILLOUGHBY Sam	AUS	15 AUG 1991	43.434	+1.587
7	48	GRAF David	SUI	8 SEP 1989	43.640	+1.793
8	2	STROMBERGS Maris	LAT	10 MAR 1987	47.998	+6.151

#### NOTES

In the final DNF, REL or DNS are ranked. In case of multiple DNF, REL or DNS, the tiebreaker (within each group) will be the gate selection order of the final





## BMX Supercross WC 2011 - London (GBR)

BMX Track, Olympic Park  
SAT 20 AUG 2011  
19:00

Elite Men




### Competition Bracket

Quarterfinals			Semifinals			Final			
<b>Heat 1</b>			<b>Heat 1</b>						
91	WILLOUGHBY Sam	AUS	1	91	WILLOUGHBY Sam	AUS	1		
2	STROMBERGS Maris	LAT	2	64	LONG Nicholas	USA	2		
37	van GORKOM Jelle	NED	3	2	STROMBERGS Maris	LAT	3		
48	GRAF David	SUI	4	48	GRAF David	SUI	4		
20	AGUILUZ Andre Fossa	NOR	5	49	NYHAUG Tory	CAN	5		
98	ROGERS Jason	USA	6	8	MOO CAILLE Moana	FRA	6		
365	DAY Mike	USA	7	37	van GORKOM Jelle	NED	7		
97	YOUNG Khalen	AUS	8	457	CALLAN Joshua	AUS	8		
<b>Heat 2</b>			<b>Heat 2</b>			<b>Heat 1</b>			
64	LONG Nicholas	USA	1	777	WILLERS Marc	NZL	1		
49	NYHAUG Tory	CAN	2	1	DAUDET Joris	FRA	2		
8	MOO CAILLE Moana	FRA	3	64	LONG Nicholas	USA	3		
457	CALLAN Joshua	AUS	4	39	ANDRE Sylvain	FRA	4		
32	KARTFJORD Sebastian	NOR	5	80	HERMAN David	USA	5		
61	MEYERS Joshua	USA	6	91	WILLOUGHBY Sam	AUS	6		
152	GALAN CARRASCO Pablo	ESP	7	48	GRAF David	SUI	7		
15	SCHERPEN Martijn	NED	8	2	STROMBERGS Maris	LAT	8		
<b>Heat 3</b>			<b>Heat 2</b>			<b>Heat 2</b>			
777	WILLERS Marc	NZL	1	777	WILLERS Marc	NZL	1		
80	HERMAN David	USA	2	1	DAUDET Joris	FRA	2		
1	DAUDET Joris	FRA	3	80	HERMAN David	USA	3		
69	GODET Damien	FRA	4	39	ANDRE Sylvain	FRA	4		
154	PICKARD Kurt	NZL	5	7	FIELDS Connor	USA	5		
77	de WILDE Robert	NED	6	95	NOBLES Barry	USA	6		
138	HUBERT Thomas	AUS	7	69	GODET Damien	FRA	7		
127	TREIMANIS Edzus	LAT	8	42	KIRKHAM Brian	AUS	8		
<b>Heat 4</b>									
42	KIRKHAM Brian	AUS	1						
39	ANDRE Sylvain	FRA	2						
7	FIELDS Connor	USA	3						
95	NOBLES Barry	USA	4						
717	JIMENEZ CAICEDO	COL	5						
121	van der BIEZEN Raymon	NED	6						
139	DUCHENE Simon	FRA	7						
17	MADILL Luke	AUS	8						

#### LEGEND

Rk Rank

Timing and Results by  SWISS TIMING

[www.londonprepresseries.com/bmx](http://www.londonprepresseries.com/bmx)

[www.bmx-results.com](http://www.bmx-results.com)

CBM01\_75 1.0

Report Created SAT 20 AUG 2011 19:00

Page 1 / 1



## BMX Supercross WC 2011 - London (GBR)

BMX Track, Olympic Park  
SAT 20 AUG 2011  
17:15

Elite Men  
Final



### Results Summary



Rank	Bike Number	Name	NOC Code	Heat	Position	Points	Result
<b>Final</b>							
1	777	WILLERS Marc	NZL		1		41.847
2	1	DAUDET Joris	FRA		2		42.184
3	64	LONG Nicholas	USA		3		42.560
4	39	ANDRE Sylvain	FRA		4		42.697
5	80	HERMAN David	USA		5		43.070
6	91	WILLOUGHBY Sam	AUS		6		43.434
7	48	GRAF David	SUI		7		43.640
8	2	STROMBERGS Maris	LAT		8		47.998
<b>Semifinal</b>							
9	7	FIELDS Connor	USA	2	5	5	43.116
10	49	NYHAUG Tory	CAN	1	5	5	45.909
11	95	NOBLES Barry	USA	2	6	6	43.601
12	8	MOO CAILLE Moana	FRA	1	6	6	46.807
13	69	GODET Damien	FRA	2	7	7	43.820
14	37	van GORKOM Jelle	NED	1	7	7	48.749
15	42	KIRKHAM Brian	AUS	2	8	8	44.797
16	457	CALLAN Joshua	AUS	1	8	8	DNF
<b>1/4 Finals</b>							
17	32	KARTFJORD Sebastian	NOR	2	5	5	43.777
18	717	JIMENEZ CAICEDO Andres Eduardo	COL	4	5	5	43.827
19	154	PICKARD Kurt	NZL	3	5	5	43.953
20	20	AGUILUZ Andre Fossa	NOR	1	5	5	48.604
21	121	van der BIEZEN Raymon	NED	4	6	6	44.079
22	61	MEYERS Joshua	USA	2	6	6	44.934
23	77	de WILDE Robert	NED	3	6	6	52.954
24	98	ROGERS Jason	USA	1	6	6	54.681
25	152	GALAN CARRASCO Pablo	ESP	2	7	7	50.203
26	139	DUCHENE Simon	FRA	4	7	7	53.928
27	365	DAY Mike	USA	1	7	7	59.475
28	138	HUBERT Thomas	AUS	3	7	7	1:06.333
29	15	SCHERPEN Martijn	NED	2	8	8	59.182
30	127	TREIMANIS Edzus	LAT	3	8	8	DNF
31	97	YOUNG Khalen	AUS	1	8	8	DNF
32	17	MADILL Luke	AUS	4	8	8	DNF
<b>Qualifying</b>							
33	421	RICCARDI Romain	ITA	2	5	5	43.837
34	60	DIAZ MONTANA Jose	COL	4	5	5	43.901



## BMX Supercross WC 2011 - London (GBR)

BMX Track, Olympic Park  
 SAT 20 AUG 2011  
 17:15

Elite Men  
 Final




### Results Summary



Rank	Bike Number	Name	NOC Code	Heat	Position	Points	Result
35	170	REZENDE Renato	BRA	7	5	5	43.962
36	12	PROKOP Michal	CZE	8	5	5	44.067
37	954	FAORO Tyler	USA	1	5	5	44.820
38	572	BRETHAUER Luis	GER	6	5	5	45.877
39	134	DUBOIS Arnaud	BEL	5	5	5	48.079
40	143	POPE Weston	USA	3	5	5	51.697
41	972	HAMON Thomas	FRA	7	6	6	44.534
42	25	GOODWIN Darryn	AUS	4	6	6	44.817
43	92	JASPERS Martijn	NED	2	6	6	44.878
44	125	DEMONT Jonathan	SUI	8	6	6	46.090
45	18	TAMME Lukáš	CZE	6	6	6	47.799
46	88	BENNETT Kyle	USA	5	6	6	49.703
47	28	de VECCHI Manuel	ITA	1	6	6	1:14.161
48	71	LEJINS Kristers	LAT	3	6	6	1:23.932
49	559	ZULA Tommy	USA	4	7	7	45.058
50	126	ENDARA MADERA Fausto	ECU	2	7	7	45.401
51	144	DEAN Anthony	AUS	7	7	7	45.683
52	426	STRICKLAND Cal	GBR	8	7	7	49.079
53	211	EVANS Kyle	GBR	5	7	7	52.921
54	99	REID Corey	USA	6	7	7	56.097
55	41	MANKUS Toms	LAT	3	7	8	
56	165	RAMIREZ YEPEZ Carlos Alberto	COL	1	7	8	
57	82	ROBINSON Michael	AUS	2	8	8	48.100
58	84	VEIDE Rihards	LAT	8	8	8	49.558
59	114	CASTRO HERRERA Augusto	COL	7	8	8	51.113
60	566	OQUENDO ZABALA Carlos	COL	6	8	8	1:16.383
61	555	TAIMS Kristers	LAT	4	8	8	DNF
62	90	MARINO Ramiro	ARG	3	8	8	DNF
63	194	VILLEGAS Federico	ARG	1	8	8	
64	31	MATISONS Arturs	LAT	5	8	10	

### Time Trial

65	13	RINDERKNECHT Roger	SUI		65	46.933
66	96	MARTINEZ Lorin	FRA		66	47.040
67	193	SCHLANG Daniel	GER		67	47.066
68	155	MANATON Curtis	GBR		68	47.124
69	316	BROWN Tyler	USA		69	47.154
70	489	HILL Grant	GBR		70	47.164
71	103	TUMPACH Stepán	CZE		71	47.172
72	145	GUSTAFSSON Filip	SWE		72	47.221
73	169	GODET Julien	FRA		73	47.376
74	133	CRISTOFOLI Roberto	ITA		74	47.379

Timing and Results by  **SWISS TIMING**

[www.londonprepresseries.com/bmx](http://www.londonprepresseries.com/bmx)

[www.bmx-results.com](http://www.bmx-results.com)

CBM\_74 2.0

Report Created SUN 21 AUG 2011 15:19

Page 2 / 4



## BMX Supercross WC 2011 - London (GBR)

BMX Track, Olympic Park  
SAT 20 AUG 2011  
17:15

Elite Men  
Final



### Results Summary



Rank	Bike Number	Name	NOC Code	Heat	Position	Points	Result
75	322	PIZARRO Ernesto Gabriel	ARG		75		47.686
76	79	SAMPEI Masahiro	JPN		76		47.713
77	167	JAMES Kurt	NZL		77		47.714
78	689	BAIER Maik	GER		78		47.802
79	150	LINK Mark	NED		79		47.977
80	102	THERKILDSEN Morten	DEN		80		47.983
81	75	BRADFORD Joey	USA		81		48.164
82	10	ROBINSON Donny	USA		82		48.336
83	176	ROZSENICH Gabor	HUN		83		48.351
84	148	van GENDT Twan	NED		84		48.585
85	373	BLANC Renaud	SUI		85		48.945
86	913	SVUB Jan	CZE		86		49.023
87	38	MATSUSHITA Tatsumi	JPN		87		49.194
88	40	BISSELING Sander	NED		88		49.614
89	974	HOARAU Olivier	FRA		89		49.654
90	50	FALLA BUCHELY Emilio	ECU		90		49.659
91	120	PELLUARD Vincent	FRA		91		49.664
92	86	ANTHONY Alex	USA		92		50.028
93	157	McBRIDE Dan	GBR		93		50.700
94	206	WHYTE Tre	GBR		94		50.720
95	925	TANNIGER Romain	SUI		95		50.840
96	246	SOPPELSA Dino	SUI		96		50.849
97	46	VODAK Marek	CZE		97		51.499
98	197	VIRDIS Luca	ITA		98		51.651
99	162	PRAJCZER Peter	HUN		99		51.940
100	787	LINDENMEYER Thorsten	GER		100		51.980
101	147	KILLIAN PATRICOLO Marc	ESP		101		52.065
102	183	SCHMIDT Julian	GER		102		52.406
103	159	MIRANDA Leandro Dal Farra	BRA		103		52.528
104	192	SZOBOSZLAI Patrik	HUN		104		53.032
105	179	SCHIPPERS Jordi	NED		105		55.490
106	609	BACHELARD Benjamin	FRA		106		56.330
107	916	PEEBLES Jacob	USA		107		56.948
108	881	WHYTE Dan	GBR		108		1:02.072
109	129	ALEPUZ LÓPEZ Gonzalo	ESP		109		1:06.125
110	191	ANDREASEN Klaus Bøgh	DEN		110		DNF
111	14	CALEYRON Quentin	FRA		111		DNF
112	94	BROWN James	CAN		112		DNF
113	166	FRANSSON Johan	SWE		113		DNF
114	74	FURLAN Mattia	ITA		114		DNF
115	247	HOLDSTOCK Dean	RSA		115		DNF
116	906	SLAVIK Hannes	AUT		116		DNF



## BMX Supercross WC 2011 - London (GBR)

BMX Track, Olympic Park  
 SAT 20 AUG 2011  
 17:15

Elite Men  
 Final



### Results Summary



Rank	Bike Number	Name	NOC Code	Heat	Position	Points	Result
117	73	WATERHOUSE Scott	GBR		117		DNF
118	100	BECERINE Cristian	ARG		118		DNF
	149	KIM PEÑA Alejandro	ESP				DNS
	308	LAUSTSEN Niclas	DEN				DNS
	433	GANSER Maximilian	GER				DNS
	173	ROTH Axel	GER				DNS
	977	SCHÄUFELIN Nickolas	GER				DNS
	203	WOODCOCK Trent	NZL				DNS
	57	SAKAMOTO Akifumi	JPN				DNS
	153	SUAREZ Jonathan	VEN				DNS

#### NOTES

For Semifinals and Quarterfinals, riders are ranked by their total points and the position in their heat from this phase of the competition (all 5th places are ranked ahead of all 6th places etc.). In case of ties, the 3rd then the 2nd then the 1st run time are considered and displayed above.

#### LEGEND

**DNF** Did Not Finish                      **DNS** Did Not Start



## BMX Supercross WC 2011 - London (GBR)

BMX Track, Olympic Park  
 SAT 20 AUG 2011  
 17:10

Elite Women  
 Final



### Gate-Rank-Statistics



Rank	Gate								Total
	1	2	3	4	5	6	7	8	
1				2	2			3	7
2			1	1	2		1	2	7
3			1		2	2	1	1	7
4		2	1	1		2	1		7
5	1	1	1	1		1	1	1	7
6	2		1	1		1	1		6
7	1	3		1	1	1			7
8	3		2				2		7
<b>Total</b>	<b>7</b>	<b>6</b>	<b>7</b>	<b>7</b>	<b>7</b>	<b>7</b>	<b>7</b>	<b>7</b>	<b>55</b>



## BMX Supercross WC 2011 - London (GBR)

BMX Track, Olympic Park  
 SAT 20 AUG 2011  
 17:15

Elite Men  
 Final



### Gate-Rank-Statistics



Rank	Gate								Total
	1	2	3	4	5	6	7	8	
1	4	5	2	1	1	2			15
2	3	2	5	4			1		15
3	4	3	2	1	3	2			15
4	2	2	3	2	1		2	3	15
5	1	1	2	2	3	2	3	1	15
6		1		3	2	3	1	5	15
7					3	3	7	2	15
8	1	1	1	2	2	3	1	3	14
<b>Total</b>	<b>15</b>	<b>15</b>	<b>15</b>	<b>15</b>	<b>15</b>	<b>15</b>	<b>15</b>	<b>14</b>	<b>119</b>



**Elite Women**

**World Cup Standing**

1 Pietermaritzburg (RSA)	09.04.2011	4 Chula Vista, CA (USA)	01.10.2011
2 Papendal (NED)	28.05.2011		
3 London (GBR)	20.08.2011		

Rank	UCI Code	Name	NOC	Total	1	2	3	4	5
1	NZL19880710	WALKER Sarah	NZL	580	180 2	240 1	160 4		
2	FRA19890316	POTTIER Magalie	FRA	474	144 4	155 4	175 3		
3	AUS19901024	BUCHANAN Caroline	AUS	384	135 5	159 3	90 10		
4	COL19911010	PAJON Mariana	COL	347	105 6	135 5	107 7		
5	FRA19900825	VALENTINO Manon	FRA	321	250 1	71 13			
6	AUS19910625	REYNOLDS Lauren	AUS	282	102 7		180 2		
7	ARG19810121	DIAZ Maria Gabriela	ARG	267	160 3	55 25	52 29		
8	CZE19830904	HORÁKOVÁ Jana	CZE	267	97 9	103 8	67 16		
9	CZE19890427	LABOUNKOVÁ Romana	CZE	265	55 25	210 2			
10	USA19850730	MARTIN Arielle	USA	255	63 17	117 6	75 13		
11	USA19900624	CARR Amanda	USA	248	63 17	75 11	110 6		
12	GBR19880923	READE Shanaze	GBR	230			230 1		
13	USA19930429	CRAIN Brooke	USA	230	80 12	52 28	98 8		
14	AUS19930212	MCLEOD Melinda	AUS	229	67 15	67 15	95 9		
15	VEN19910615	HERNANDEZ Stefany	VEN	229	90 11	59 21	80 11		
16	CZE19840830	HLADÍKOVÁ Aneta	CZE	225	55 25	107 7	63 18		
17	LTU19830224	RIMSAITE Vilma	LTU	206	95 10	59 21	52 29		
18	RSA19921110	O'KEEFFE Teagan	RSA	197	59 21	63 17	75 13		
19	USA19940401	GEORGE Danielle	USA	190	52 29	71 13	67 16		
20	COL19891003	ZULUAGA Andrea	COL	185	67 15	59 21	59 21		
21	USA19911014	VERHAGEN Ashley	USA	181	63 17	63 17	55 25		
22	NED19900222	SEESING Joyce	NED	178	98 8	80 9			
23	AUS19910630	BRACKEN Rachel	AUS	146	71 13	75 11			
24	USA19890208	GEVING Amanda	USA	143	63 17		80 11		
25	NED19931209	SMULDERS Laura	NED	132		80 9	52 29		



## Elite Women

## World Cup Standing

Rank	UCI Code	Name	NOC	Total	1	2	3	4	5
26	BEL19911216	VAN HOOF Eike	BEL	130		67 15	63 18		
27	FRA19860515	COTTEREAU Blandine	FRA	122		59 21	63 18		
28	FRA19860729	LE CORGUILLÉ Laëtitia	FRA	115			115 5		
29	FRA19870319	DESPEAUX Amélie	FRA	114	59 21	55 25			
30	BRA19931202	STEVUX Priscila Carnaval	BRA	111		52 28	59 21		
31	FRA19930210	LE ROUX Enora	FRA	104	52 29	52 28			
32	USA19910117W	POST Alise	USA	71	71 13				
33	NED19891028	KLAUS Lieke	NED	71			71 15		
34	FRA19940407	MAIRE Camille	FRA	63		63 17			
34	DEN19940210	CHRISTENSEN Simone	DEN	63		63 17			
36	NED19920221	HEREIJGERS Maartje	NED	59			59 21		
36	CAN19860303	COOLS Samantha	CAN	59	59 21				
36	BRA19910709	STEIN Squel	BRA	59			59 21		
36	USA19930717	WOLCOTT Taylor	USA	59	59 21				
40	GBR19930903	TAYLOR Abbie	GBR	55			55 25		
40	BRA19931003	QUINALHA Bianca Ijano	BRA	55			55 25		
40	FRA19900625	AILLOUD Eva	FRA	55	55 25				
40	ARG19930411	SORIANO Florencia Ayelen	ARG	55	55 25				
40	ARG19920920	DIAZ Mariana	ARG	55			55 25		
40	GER19891008	RUNGE Regula	GER	55		55 25			
46	ARG19890419	RUARTE Maria Eugenia	ARG	52	52 29				
46	NED19921207	VAN BENTHEM Merle	NED	52			52 29		
46	LAT19910503	ALEKSEJEWА Sandra	LAT	52	52 29				

**Elite Men**

**World Cup Standing**

1 Pietermaritzburg (RSA) 09.04.2011 4 Chula Vista, CA (USA) 01.10.2011  
 2 Papendal (NED) 28.05.2011  
 3 London (GBR) 20.08.2011

Rank	UCI Code	Name	NOC	Total	1	2	3	4	5
1	FRA19910212	DAUDET Joris	FRA	560	190 2	170 3	200 2		
2	NZL19850911	WILLERS Marc	NZL	504	85 11	209 2	210 1		
3	NED19910105	VAN GORKOM Jelle	NED	373	75 16	210 1	88 12		
4	AUS19910815	WILLOUGHBY Sam	AUS	341	86 10	110 6	145 4		
4	CAN19920417	NYHAUG Tory	CAN	341	101 7	135 4	105 7		
6	USA19920420	SHARRAH Corben	USA	311	222 1	89 11			
7	NED19870114	VAN DER BIEZEN Raymon	NED	307	165 4	83 12	59 24		
8	AUS19841120	YOUNG Khalen	AUS	288	173 3	63 21	52 33		
9	USA19891006	LONG Nicholas	USA	281	73 20	68 18	140 5		
10	COL19860827	JIMENEZ CAICEDO Andres Eduardo	COL	270	110 5	97 7	63 20		
11	USA19880509	HERMAN David	USA	249	90 8	49 36	110 6		
12	AUS19860101	KIRKHAM Brian	AUS	245	74 18	90 10	81 13		
13	FRA19921014	ANDRE Sylvain	FRA	243	88 9		155 3		
14	LAT19880421	TREIMANIS Edzus	LAT	238	40 57	128 5	70 17		
15	FRA19861110	GODET Damien	FRA	204	69 22	64 20	71 16		
16	USA19880710	MEYERS Joshua	USA	197	83 12	55 30	59 24		
17	COL19871116	OQUENDO ZABALA Carlos	COL	190	72 21	63 21	55 29		
18	FRA19860319	HAMON Thomas	FRA	187	74 18	67 19	46 42		
19	SUI19890908	GRAF David	SUI	176	40 57	46 43	90 11		
20	CZE19810401	PROKOP Michal	CZE	176	52 29	75 13	49 36		
21	COL19870521	DIAZ MONTANA Jose	COL	173	49 34	75 13	49 36		
22	COL19861219	CASTRO HERRERA Augusto	COL	172	80 14	52 34	40 58		
23	NED19770430	DE WILDE Robert	NED	164	105 6		59 24		
24	USA19890527	FAORO Tyler	USA	164	43 50	63 21	58 28		
25	AUS19910408	CALLAN Joshua	AUS	162		95 8	67 18		

**Elite Men**
**World Cup Standing**

Rank	UCI Code	Name	NOC	Total	1	2	3	4	5
26	NED19880429	SCHERPEN Martijn	NED	160	59 25	49 36	52 33		
27	AUS19880731	HUBERT Thomas	AUS	150	52 29	43 51	55 29		
28	USA19841019	DAY Mike	USA	149		94 9	55 29		
29	NZL19910314	PICKARD Kurt	NZL	146	83 12		63 20		
30	NED19870211	JASPERS Martijn	NED	145	40 57	59 26	46 42		
31	CZE19791016	TAMME Lukáš	CZE	144	49 34	49 36	46 42		
32	BEL19860502	DUBOIS Arnaud	BEL	141	43 50	49 36	49 36		
32	AUS19930802	GOODWIN Darryn	AUS	141	46 42	49 36	46 42		
34	ITA19801008	DE VECCHI Manuel	ITA	129	43 50	40 58	46 42		
34	LAT19911101	VEIDE Rihards	LAT	129	46 42	43 51	40 58		
36	USA19830617	ROBINSON Donny	USA	126	55 28	71 15			
37	AUS19800528	MADILL Luke	AUS	123		71 15	52 33		
38	NOR19910526	AGUILUZ Andre Fossa	NOR	123		60 25	63 20		
39	USA19861202	NOBLES Barry	USA	121	46 42		75 15		
40	AUS19821209	ROBINSON Michael	AUS	120	80 14		40 58		
41	NOR19870806	KARTFJORD Sebastian	NOR	116		40 58	76 14		
42	ECU19860612	FALLA BUCHELY Emilio	ECU	115	63 23	52 34			
43	LAT19890317	MANKUS Toms	LAT	114		71 15	43 50		
44	USA19851118	ROGERS Jason	USA	114		55 30	59 24		
45	USA19850522	BROWN Tyler	USA	109	63 23	46 43			
46	SUI19910103	BLANC Renaud	SUI	105	59 25	46 43			
47	NED19851109	BISSELING Sander	NED	104	49 34	55 30			
48	COL19940312	RAMIREZ YEPEZ Carlos Alberto	COL	102		59 26	43 50		
48	DEN19830924	THERKILDSEN Morten	DEN	102	43 50	59 26			
50	LAT19870310	STROMBERGS Maris	LAT	101			101 8		
51	USA19920914	FIELDS Connor	USA	99			99 9		
52	GER19920914	BRETHAUER Luis	GER	98	49 34		49 36		

**Elite Men**
**World Cup Standing**

Rank	UCI Code	Name	NOC	Total	1	2	3	4	5
52	ITA19880726	<b>RICCARDI Romain</b>	<b>ITA</b>	<b>98</b>	49 34		49 36		
54	FRA19880813	<b>MOO CAILLE Moana</b>	<b>FRA</b>	<b>97</b>			97 10		
55	ECU19890604	<b>ENDARA MADERA Fausto</b>	<b>ECU</b>	<b>95</b>	52 29		43 50		
56	AUS19910422	<b>DEAN Anthony</b>	<b>AUS</b>	<b>92</b>		49 36	43 50		
57	ARG19881116	<b>MARINO Ramiro</b>	<b>ARG</b>	<b>89</b>	49 34		40 58		
58	NZL19910712	<b>JAMES Kurt</b>	<b>NZL</b>	<b>86</b>	43 50	43 51			
59	USA19910503	<b>ANTHONY Alex</b>	<b>USA</b>	<b>83</b>	40 57	43 51			
60	NED19920609	<b>VAN GENDT Twan</b>	<b>NED</b>	<b>75</b>	75 16				
61	FRA19880511	<b>DUCHENE Simon</b>	<b>FRA</b>	<b>66</b>			66 19		
62	NED19921126	<b>HARMSSEN Joris</b>	<b>NED</b>	<b>63</b>		63 21			
63	USA19880121	<b>POPE Weston</b>	<b>USA</b>	<b>61</b>			61 23		
64	ARG19830522	<b>POLO Federico Gabriel</b>	<b>ARG</b>	<b>59</b>	59 25				
65	DEN19870710	<b>ANDREASEN Klaus Bøgh</b>	<b>DEN</b>	<b>59</b>		59 26			
66	ESP19861124	<b>GALAN CARRASCO Pablo</b>	<b>ESP</b>	<b>55</b>			55 29		
67	NED19910206	<b>VAN DE WETERING Glenn</b>	<b>NED</b>	<b>55</b>		55 30			
68	GER19910319	<b>SCHLANG Daniel</b>	<b>GER</b>	<b>52</b>	52 29				
68	NED19860826	<b>VAN DER PUTTEN Ivo</b>	<b>NED</b>	<b>52</b>	52 29				
70	RSA19900525	<b>LUBBE Gavin</b>	<b>RSA</b>	<b>49</b>	49 34				
70	FRA19881012	<b>HOARAU Olivier</b>	<b>FRA</b>	<b>49</b>	49 34				
72	FRA19880504	<b>PERRIER Julian</b>	<b>FRA</b>	<b>49</b>		49 36			
72	BRA19910228	<b>REZENDE Renato</b>	<b>BRA</b>	<b>49</b>			49 36		
74	AUS19870618	<b>CAMERON Alexander</b>	<b>AUS</b>	<b>46</b>	46 42				
74	BRA19931025	<b>OSTETI Hugo Vasconcellos</b>	<b>BRA</b>	<b>46</b>	46 42				
74	CZE19900220	<b>SVUB Jan</b>	<b>CZE</b>	<b>46</b>	46 42				
74	SUI19921003	<b>DEMONT Jonathan</b>	<b>SUI</b>	<b>46</b>			46 42		
74	LAT19920929	<b>LEJINS Kristers</b>	<b>LAT</b>	<b>46</b>			46 42		
74	USA19790925	<b>BENNETT Kyle</b>	<b>USA</b>	<b>46</b>			46 42		



## Elite Men

## World Cup Standing

Rank	UCI Code	Name	NOC	Total	1	2	3	4	5
74	LAT19891020	GUTMANIS Maris	LAT	46	46 42				
74	COL19860323	SALAZAR LOPEZ Sergio Ignacio	COL	46	46 42				
82	FRA19890926	GODET Julien	FRA	46		46 43			
82	GER19890620	BAIER Maik	GER	46		46 43			
82	SUI19810504	RINDERKNECHT Roger	SUI	46		46 43			
82	GER19871217	LINDENMEYER Thorsten	GER	46		46 43			
82	FRA19900503	PELLUARD Vincent	FRA	46		46 43			
87	GBR19900810	STRICKLAND Cal	GBR	43			43 50		
87	USA19880301	REID Corey	USA	43			43 50		
87	GER19941210	SCHMIDT Julian	GER	43	43 50				
87	GBR19930926	EVANS Kyle	GBR	43			43 50		
87	USA19920311	ZULA Tommy	USA	43			43 50		
87	NZL19930504	WOODCOCK Trent	NZL	43	43 50				
93	FRA19880130	CALEYRON Quentin	FRA	43		43 51			
93	SUI19930928	TANNIGER Romain	SUI	43		43 51			
93	BEL19870925	JACOBS Toon	BEL	43		43 51			
96	SUI19881216	KELLER Axel	SUI	40	40 57				
96	CAN19890626	BROWN James	CAN	40	40 57				
96	ARG19930427	BUSTOS Lucas Alfredo	ARG	40	40 57				
96	CZE19890526	TUMPACH Stepán	CZE	40	40 57				
100	LAT19850506	MATISONS Arturs	LAT	40			40 58		
100	ARG19940713	VILLEGAS Federico	ARG	40			40 58		
100	LAT19920519	TAIMS Kristers	LAT	40			40 58		
100	ITA19900129	CRISTOFOLI Roberto	ITA	40		40 58			