



PRESENTED BY **swatch+**

Round 2

Copenhagen (DEN)  
07 - 08 May 2010

**OFFICIAL RESULTS BOOK**

© UCI 2010



**Copenhagen, DEN**


PRESENTED BY **swatch**

May 7-8, 2010 **date**

BMX Supercross Arena **venue**

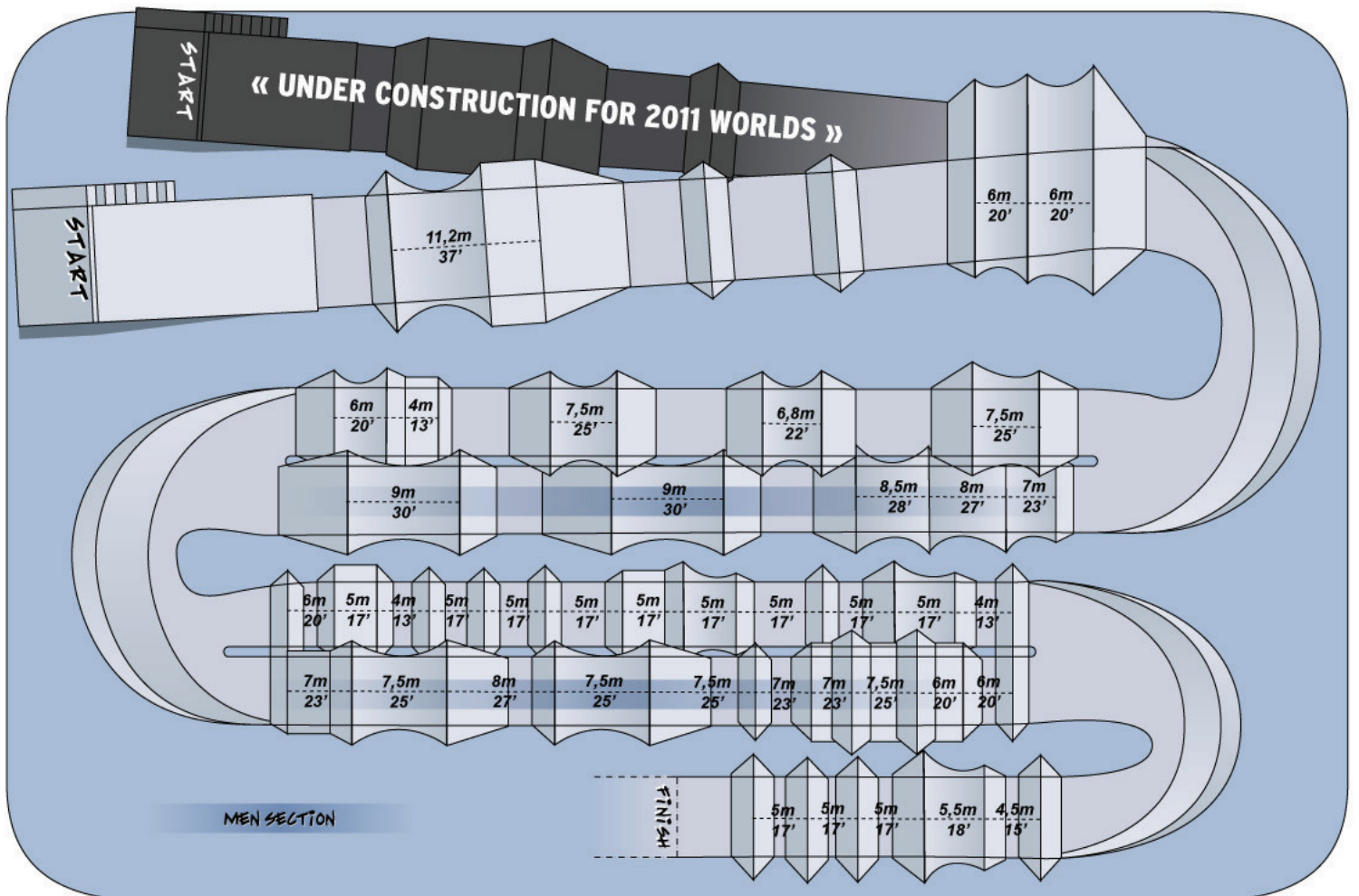
1132 FT/345 M **track length**

Tom Ritzenthaler **track design**



Track layout may be subject to change

Copyright © 2010 Union Cycliste Internationale. All rights reserved



## BMX Supercross WC 2010 - Copenhagen (DEN)



NOC	Elite Men	Elite Women	Total Competitors
ARG - Argentina	2	1	3
AUS - Australia	4	5	9
BEL - Belgium	2	1	3
BRA - Brazil	4	1	5
CAN - Canada	5		5
CHI - Chile	1		1
COL - Colombia	5	1	6
CZE - Czech Republic	9	3	12
DEN - Denmark	6	2	8
ECU - Ecuador	1		1
ESP - Spain	1		1
FRA - France	11	7	18
GBR - Great Britain	3	2	5
GER - Germany	7	1	8
HKG - Hong Kong	2		2
IRL - Ireland	1		1
ITA - Italy	6		6
JPN - Japan	1		1
LAT - Latvia	7	1	8
LTU - Lithuania		1	1
NED - Netherlands	15	4	19
NOR - Norway	3		3
NZL - New Zealand	4	1	5
RSA - South Africa	2		2
SLO - Slovenia	1		1
SUI - Switzerland	5		5
SWE - Sweden	1		1
USA - United States	12	6	18
VEN - Venezuela	2	1	3
<b>Total:</b>	<b>29</b>	<b>38</b>	<b>161</b>



## BMX Supercross WC 2010 - Copenhagen (DEN)

Elite Women



### Entry List by Event



NOC	Bike Number	Name	UCI Ranking	UCI Code	Date of Birth
ARG - Argentina	8	DIAZ Maria Gabriela	8	ARG19810121	21 JAN 1981
AUS - Australia	103	BRACKEN Rachel	7	AUS19910630	30 JUN 1991
	68	BUCHANAN Caroline	2	AUS19901024	24 OCT 1990
	46	CALLAN Ziggy	32	AUS19890512	12 MAY 1989
	55	CALLISTO Nicole	23	AUS19871112	12 NOV 1987
	21	REYNOLDS Lauren	6	AUS19910625	25 JUN 1991
BEL - Belgium	91	van HOOFF Elke	39	BEL19911216	16 DEC 1991
BRA - Brazil	115	STEIN Squel	46	BRA19910709	9 JUL 1991
COL - Colombia	100	PAJON Mariana	4	COL19911010	10 OCT 1991
CZE - Czech Republic	52	HLADIKOVA Aneta	24	CZE19840830	30 AUG 1984
	4	HORÁKOVÁ Jana	17	CZE19830904	4 SEP 1983
	27	LABOUNKOVA Romana	14	CZE19890427	27 APR 1989
DEN - Denmark	106	HEE Shannie Camilla		DEN19920625	25 JUN 1992
	109	JEPSEN Mette	15	DEN19920224	24 FEB 1992
FRA - France	2	AILLOUD Eva	10	FRA19900625	25 JUN 1990
	95	COTTEREAU Blandine	25	FRA19860515	15 MAY 1986
	19	DESPEAUX Amélie	19	FRA19870319	19 MAR 1987
	22	le CORGUILLÉ Laëtitia	1	FRA19860729	29 JUL 1986
	110	le CORGUILLÉ Audrey		FRA19860729W	29 JUL 1986
	112	le ROUX Enora	6	FRA19930210	10 FEB 1993
	50	POTTIER Magalie	13	FRA19890316	16 MAR 1989
GBR - Great Britain	118	READE Shanaze	18	GBR19880923	23 SEP 1988
	116	TAYLOR Abbie	13	GBR19930903	3 SEP 1993
GER - Germany	124	RUNGE Regula		GER19891008	8 OCT 1989
LAT - Latvia	102	ALEKSEJEWА Sandra	27	LAT19910503	3 MAY 1991
LTU - Lithuania	222	RIMSAITE Vilma	16	LTU19830224	24 FEB 1983
NED - Netherlands	107	HEREIJGERS Maartje	7	NED19920221	21 FEB 1992
	44	SEESING Joyce	15	NED19900222	22 FEB 1990
	114	SMULDERS Laura		NED19931209	9 DEC 1993
	75	van BENTHEM Merle	2	NED19921207	7 DEC 1992
NZL - New Zealand	96	WALKER Sarah	11	NZL19880710	10 JUL 1988
USA - United States	39	CARR Amanda	28	USA19900624	24 JUN 1990
	104	CRAIN Brooke	1	USA19930429	29 APR 1993
	31	GEVING Amanda	9	USA19890208	8 FEB 1989
	15	MARTIN Arielle	5	USA19850730	30 JUL 1985
	11	POST Alise	3	USA19910117W	17 JAN 1991
	121	VERHAGEN Ashley	12	USA19911014	14 OCT 1991
VEN - Venezuela	108	HERNANDEZ Stefany	26	VEN19910615	15 JUN 1991

## BMX Supercross WC 2010 - Copenhagen (DEN)

Elite Men



### Entry List by Event



NOC	Bike Number	Name	UCI Ranking	UCI Code	Date of Birth
ARG - Argentina	100	BECERINE Cristian	9	ARG19770417	17 APR 1977
	3	MARINO Ramiro	8	ARG19881116	16 NOV 1988
AUS - Australia	457	CALLAN Joshua	35	AUS19910408	8 APR 1991
	53	GRAVES Jared	45	AUS19821216	16 DEC 1982
	91	WILLOUGHBY Sam	1	AUS19910815	15 AUG 1991
	97	YOUNG Khalen	40	AUS19841120	20 NOV 1984
BEL - Belgium	147	DUBOIS Arnaud	27	BEL19860502	2 MAY 1986
	245	JACOBS Toon	117	BEL19870925	25 SEP 1987
BRA - Brazil	134	BRITO Daniel	94	BRA19870302	2 MAR 1987
	215	DECARVALHO Edson Marcos	26	BRA19890506	6 MAY 1989
	187	REZENDE Renato	36	BRA19910228	28 FEB 1991
	195	SILVA Ebert	145	BRA19870401	1 APR 1987
CAN - Canada	130	BENETTI Nicholas	11	CAN19920910	10 SEP 1992
	94	BROWN James	22	CAN19890626	26 JUN 1989
	139	CREIGHTON Steven	15	CAN19920126	26 JAN 1992
	176	McCORMACK Connor		CAN19930108	8 JAN 1993
	179	NYHAUG Tory	3	CAN19920417	17 APR 1992
CHI - Chile	113	AGUIRRE Elias	18	CHI19920329	29 MAR 1992
COL - Colombia	114	CASTRO HERRERA Augusto	29	COL19861219	19 DEC 1986
	60	DIAZ MONTANA Jose	55	COL19870521	21 MAY 1987
	717	JIMINEZ CAICEDO Andres	19	COL19860827	27 AUG 1986
	566	OQUENDO ZABALA Carlos	25	COL19871116	16 NOV 1987
	56	SALAZAR LOPEZ Sergio Ignacio	41	COL19860323	23 MAR 1986
CZE - Czech Republic	106	HALUZA Tomáš	99	CZE19880809	9 AUG 1988
	196	KARLIK Viktor		CZE19850619	19 JUN 1985
	118	MECHURA Lukas		CZE19870217	17 FEB 1987
	12	PROKOP Michal	99	CZE19810401	1 APR 1981
	198	SOJKA Libor		CZE19901022	22 OCT 1990
	200	ŠVUB Jan	99	CZE19900220	20 FEB 1990
	18	TAMME Lukáš	125	CZE19791016	16 OCT 1979
	205	TUMPACH Stepan	37	CZE19890526	26 MAY 1989
	46	VODAK Marek		CZE19900928	28 SEP 1990
DEN - Denmark	191	ANDRESEN Klaus Bøgh		DEN19870710	10 JUL 1987
	138	CHRISTENSEN Lars Hvid		DEN19910726	26 JUL 1991
	165	HENRIKSEN Nicklas		DEN19900404	4 APR 1990
	173	LAUSTSEN Niclas	30	DEN19920830	30 AUG 1992
	180	ØSTERGAARD Andreas		DEN19930616	16 JUN 1993
	102	THERKILDSEN Morten	56	DEN19830924	24 SEP 1983
ECU - Ecuador	50	FALLA BUCHELY Emilio	15	ECU19860612	12 JUN 1986
ESP - Spain	160	GALAN CARRASCO Pablo		ESP19861124	24 NOV 1986
FRA - France	238	AILLOUD Victor	202	FRA19870612	12 JUN 1987
	125	ANDRE Sylvain	4	FRA19921014	14 OCT 1992

## BMX Supercross WC 2010 - Copenhagen (DEN)

Elite Men



### Entry List by Event



NOC	Bike Number	Name	UCI Ranking	UCI Code	Date of Birth
FRA - France	145	DAUDET Joris	11	FRA19910212	12 FEB 1991
	108	DESPEAUX Mathieu	89	FRA19850105	5 JAN 1985
	274	GAGNU Francky	99	FRA19870327	27 MAY 1987
	169	GODET Julien	31	FRA19890926	26 SEP 1989
	69	GODET Damien	31	FRA19861110	10 NOV 1986
	115	GOUX Lilian		FRA19890515	15 MAY 1989
	972	HAMON Thomas	31	FRA19860319	19 MAR 1986
	120	PELLUARD Vincent	13	FRA19900503	31 MAY 1990
	182	PERRIER Julian		FRA19880504	4 MAY 1988
GBR - Great Britain	129	ATHERTON Dan		GBR19820125	25 JAN 1982
	181	BLOOMFIELD Marcus	17	GBR19810122	22 JAN 1981
	65	PHILLIPS Liam	41	GBR19890311	11 MAR 1989
GER - Germany	689	BAIER Maik	109	GER19890620	20 JUN 1989
	133	BRETHAUER Luis	125	GER19920914	14 SEP 1992
	150	FISCHBACH Johannes		GER19880304	4 MAR 1988
	162	GANSER Maximilian		GER19920112	12 JAN 1992
	787	LINDENMEYER Thorsten		GER19871217	17 DEC 1987
	189	SCHADOW Michel		GER19930319	19 MAR 1993
	193	SCHLANG Daniel		GER19910319	19 MAR 1991
HKG - Hong Kong	852	HUNTER Alex	136	HKG19870815	15 AUG 1987
	52	WONG Steven	21	HKG19880428	28 APR 1988
IRL - Ireland	55	BATEY Kelvin		IRL19810509	9 MAY 1981
ITA - Italy	142	CRISTOFOLI Roberto		ITA19900129	29 JAN 1990
	28	de VECCHI Manuel	44	ITA19801008	8 OCT 1980
	117	FANTONI Giacomo	179	ITA19910318	18 MAR 1991
	158	FURLAN Mattia		ITA19930506	6 MAY 1993
	421	RICCARDI Romain	109	ITA19880726	26 JUL 1988
	208	VIRDIS Luca		ITA19930601	1 JUN 1993
JPN - Japan	38	MATSUSHITA Tatsumi	182	JPN19910924	24 SEP 1991
LAT - Latvia	164	GUTMANIS Maris	61	LAT19891020	20 OCT 1989
	174	LEJINS Kristers		LAT19920929	29 SEP 1992
	31	MATISONS Arturs	52	LAT19850506	6 MAY 1985
	63	SKUJINS Toms	109	LAT19900906	6 SEP 1990
	4	STROMBERGS Maris	3	LAT19870310	10 MAR 1987
	203	TREIMANS Edzus	53	LAT19880421	21 APR 1988
	207	VEIDE Rihards	33	LAT19911101	1 NOV 1991
NED - Netherlands	336	AGUES Jordy		NED19860904	4 SEP 1986
	40	BISSELING Sander	14	NED19851109	9 NOV 1985
	77	de WILDE Robert	27	NED19770430	30 APR 1977
	199	HEIJNE Frank	33	NED19870913	13 SEP 1987
	170	HOOGLAND Jeffrey		NED19930316	16 MAR 1993
	92	JASPERS Martijn	109	NED19870211	11 FEB 1987
	122	SPRENGERS Kevin		NED19880115	15 JAN 1988
	360	TESSEMAKER Desmond		NED19910413	13 APR 1991
	161	van de WETERING Glenn		NED19910206	6 FEB 1991

## BMX Supercross WC 2010 - Copenhagen (DEN)

Elite Men



### Entry List by Event



NOC	Bike Number	Name	UCI Ranking	UCI Code	Date of Birth
NED - Netherlands	72	van den WILDENBERG Rob	7	NED19820302	2 MAR 1982
	121	van der BIEZEN Raymon	5	NED19870114	14 JAN 1987
	327	van der HEIJDEN Jordy	117	NED19880601	1 JUN 1988
	186	van der KOLK Robin		NED19900618	18 JUN 1990
	206	van GENDT Twan	64	NED19920609	9 JUN 1992
	37	van GORKOM Jelle	24	NED19910105	5 JAN 1991
NOR - Norway	103	AGUILUZ Andre Fossa	46	NOR19910526	26 MAY 1991
	132	BIRKELAND Aleksander		NOR19920415	15 APR 1992
	32	KARTFJORD Sebastian	69	NOR19870806	6 AUG 1987
NZL - New Zealand	152	FOX Nicholas	48	NZL19931113	13 NOV 1993
	167	JAMES Kurt	95	NZL19910712	12 JUL 1991
	777	WILLERS Marc	89	NZL19850911	11 SEP 1985
	213	WOODCOCK Trent	12	NZL19930504	4 MAY 1993
RSA - South Africa	247	HOLDSTOCK Dean	73	RSA18890629	29 JUN 1989
	105	NHLAPO Sifiso		RSA19870513	13 MAY 1987
SLO - Slovenia	155	FRANK Tilen		SLO19870518	18 MAY 1987
SUI - Switzerland	373	BLANC Renaud	57	SUI19910103	3 JAN 1991
	48	GRAF David	47	SUI19890908	8 SEP 1989
	58	KELLER Axel		SUI19881216	16 DEC 1988
	43	LAPRAZ Yvan	18	SUI19890809	9 AUG 1989
	13	RINDERKNECHT Roger	89	SUI19810504	4 MAY 1981
SWE - Sweden	166	FRANSSON Johan		SWE19840511	11 MAY 1980
USA - United States	88	BENNETT Kyle	66	USA19790925	25 SEP 1979
	75	BRADFORD Joey	22	USA19891010	10 OCT 1989
	316	BROWN Tyler	22	USA19850522	22 MAY 1985
	149	FIELDS Connor	1	USA19920914	14 SEP 1992
	80	HERMAN David	12	USA19880509	9 MAY 1988
	172	LAREV Jason		USA19860421	21 APR 1986
	5	LONG Nicholas	4	USA19891006	6 OCT 1989
	61	MEYERS Joshua	47	USA19880710	10 JUL 1988
	95	NOBLES Barry	37	USA19861202	2 DEC 1986
	98	ROGERS Jason	74	USA19851118	18 NOV 1985
	194	SHARRAH Corben	2	USA19920420	20 APR 1992
	26	STEIN Denzel	49	USA19910117M	17 JAN 1991
	VEN - Venezuela	183	PRIMERA Jose Luis		VEN19840413
153		SUAREZ Jonathan		VEN19821208	6 DEC 1987

**Note:**

All changes are available in INFO

## BMX Supercross WC 2010 - Copenhagen (DEN)

Copenhagen - BMX Track

7 MAY 2010  
12:00

Elite Women  
Time Trial Run1



### Start List



Start Order	Bike Number	Name	NOC Code	Date of Birth	Run1	Run2
1	114	SMULDERS Laura	NED	9 DEC 1993		
2	106	HEE Shannie Camilla	DEN	25 JUN 1992		
3	124	RUNGE Regula	GER	8 OCT 1989		
4	110	le CORGUILLÉ Audrey	FRA	29 JUL 1986		
5	109	JEPSEN Mette	DEN	24 FEB 1992		
6	116	TAYLOR Abbie	GBR	3 SEP 1993		
7	107	HEREIJGERS Maartje	NED	21 FEB 1992		
8	112	le ROUX Enora	FRA	10 FEB 1993		
9	75	van BENTHEM Merle	NED	7 DEC 1992		
10	104	CRAIN Brooke	USA	29 APR 1993		
11	115	STEIN Squel	BRA	9 JUL 1991		
12	91	van HOOFF Elke	BEL	16 DEC 1991		
13	46	CALLAN Ziggy	AUS	12 MAY 1989		
14	39	CARR Amanda	USA	24 JUN 1990		
15	102	ALEKSEJEWA Sandra	LAT	3 MAY 1991		
16	108	HERNANDEZ Stefany	VEN	15 JUN 1991		
17	95	COTTEREAU Blandine	FRA	15 MAY 1986		
18	52	HLADIKOVA Aneta	CZE	30 AUG 1984		
19	55	CALLISTO Nicole	AUS	12 NOV 1987		
20	19	DESPEAUX Amélie	FRA	19 MAR 1987		
21	118	READE Shanaze	GBR	23 SEP 1988		
22	4	HORÁKOVÁ Jana	CZE	4 SEP 1983		
23	222	RIMSAITE Vilma	LTU	24 FEB 1983		
24	44	SEESING Joyce	NED	22 FEB 1990		
25	27	LABOUNKOVA Romana	CZE	27 APR 1989		
26	50	POTTIER Magalie	FRA	16 MAR 1989		
27	121	VERHAGEN Ashley	USA	14 OCT 1991		
28	96	WALKER Sarah	NZL	10 JUL 1988		
29	2	AILLOUD Eva	FRA	25 JUN 1990		
30	31	GEVING Amanda	USA	8 FEB 1989		
31	8	DIAZ Maria Gabriela	ARG	21 JAN 1981		
32	103	BRACKEN Rachel	AUS	30 JUN 1991		
33	21	REYNOLDS Lauren	AUS	25 JUN 1991		
34	15	MARTIN Arielle	USA	30 JUL 1985		
35	100	PAJON Mariana	COL	10 OCT 1991		
36	11	POST Alise	USA	17 JAN 1991		
37	68	BUCHANAN Caroline	AUS	24 OCT 1990		
38	22	le CORGUILLÉ Laëtitia	FRA	29 JUL 1986		

**Qualification Rule:** best 32 riders qualify for the next round. 16 after run #1 and 16 after run #2



## BMX Supercross WC 2010 - Copenhagen (DEN)

Copenhagen - BMX Track

7 MAY 2010  
12:00

Elite Women  
Time Trial Run2



### Results



Rank	Bike Number	Name	NOC Code	Run1 Time	Run2 Time	Best Time	Gap
1	96	WALKER Sarah	NZL	<b>39.798</b>		Q 39.798	
2	118	READE Shanaze	GBR	<b>40.021</b>		Q 40.021	+0.223
3	22	le CORGUILLÉ Laëtitia	FRA	<b>40.093</b>		Q 40.093	+0.295
4	68	BUCHANAN Caroline	AUS	<b>40.319</b>		Q 40.319	+0.521
5	31	GEVING Amanda	USA	<b>41.093</b>		Q 41.093	+1.295
6	52	HLADIKOVA Aneta	CZE	<b>41.595</b>		Q 41.595	+1.797
7	103	BRACKEN Rachel	AUS	<b>41.721</b>		Q 41.721	+1.923
8	39	CARR Amanda	USA	<b>41.741</b>		Q 41.741	+1.943
9	50	POTTIER Magalie	FRA	<b>41.900</b>		Q 41.900	+2.102
10	15	MARTIN Arielle	USA	<b>41.930</b>		Q 41.930	+2.132
11	11	POST Alise	USA	<b>42.247</b>		Q 42.247	+2.449
12	44	SEESING Joyce	NED	<b>42.273</b>		Q 42.273	+2.475
13	100	PAJON Mariana	COL	<b>42.579</b>		Q 42.579	+2.781
14	75	van BENTHEM Merle	NED	<b>42.612</b>		Q 42.612	+2.814
15	4	HORÁKOVÁ Jana	CZE	<b>42.618</b>		Q 42.618	+2.820
16	104	CRAIN Brooke	USA	<b>42.721</b>		Q 42.721	+2.923
17	8	DIAZ Maria Gabriela	ARG	47.895	<b>41.804</b>	Q 41.804	+2.006
18	108	HERNANDEZ Stefany	VEN	42.730	<b>41.919</b>	Q 41.919	+2.121
19	91	van HOOFF Elke	BEL	43.060	<b>42.075</b>	Q 42.075	+2.277
20	55	CALLISTO Nicole	AUS	43.821	<b>42.698</b>	Q 42.698	+2.900
21	114	SMULDERS Laura	NED	43.218	<b>42.805</b>	Q 42.805	+3.007
22	21	REYNOLDS Lauren	AUS	47.074	<b>42.820</b>	Q 42.820	+3.022
23	27	LABOUNKOVA Romana	CZE	<b>42.909</b>	42.951	Q 42.909	+3.111
24	121	VERHAGEN Ashley	USA	43.607	<b>42.963</b>	Q 42.963	+3.165
25	222	RIMSAITE Vilma	LTU	43.247	<b>43.203</b>	Q 43.203	+3.405
26	109	JEPSSEN Mette	DEN	46.069	<b>44.527</b>	Q 44.527	+4.729
27	95	COTTEREAU Blandine	FRA	<b>44.282</b>	45.094	Q 44.282	+4.484
28	112	le ROUX Enora	FRA	46.599	<b>45.244</b>	Q 45.244	+5.446
29	107	HEREIJGERS Maartje	NED	46.873	<b>45.784</b>	Q 45.784	+5.986
30	110	le CORGUILLÉ Audrey	FRA	49.261	<b>46.839</b>	Q 46.839	+7.041
31	124	RUNGE Regula	GER	47.145	<b>47.058</b>	Q 47.058	+7.260
32	2	AILLOUD Eva	FRA	DNF	<b>47.188</b>	Q 47.188	+7.390
33	116	TAYLOR Abbie	GBR	<b>46.033</b>	48.111	46.033	+6.235
34	46	CALLAN Ziggy	AUS	51.612	<b>50.284</b>	50.284	+10.486
35	106	HEE Shannie Camilla	DEN	51.701	<b>51.320</b>	51.320	+11.522
	19	DESPEAUX Amélie	FRA	DNF	DNS	DSQ	
	102	ALEKSEJEWA Sandra	LAT	DNS	DNS	DSQ	
	115	STEIN Squel	BRA	DNS	DNS	DSQ	

#### Note:

In this phase the times achieved in the two runs are not added. Riders are ranked by their best time in either of the two runs. Gap time in the last column shows the time behind of the leaders best time.

#### Legend:

**DNF** Did Not Finish      **DNS** Did Not Start      **DSQ** Disqualified

## BMX Supercross WC 2010 - Copenhagen (DEN)

Copenhagen - BMX Track

7 MAY 2010  
12:00

Elite Women  
Time Trial Run1



### Results Time Trials with Split Times



Rank	Bike Number	Name	NOC Code	SPEED		START			SPLIT			RUN	
				Rank	Speed	Rank	Time	Behind	Rank	Time	Behind	Time	Behind
1	96	WALKER Sarah	NZL	2	51.200	1	2.302	0.000	3	21.192	+0.101	39.798	0.000
2	118	READE Shanaze	GBR	1	52.965	3	2.343	+0.041	1	21.091	0.000	40.021	+0.223
3	22	le CORGUILLÉ Laëtitia	FRA	20	47.505	9	2.369	+0.067	2	21.114	+0.023	40.093	+0.295
4	68	BUCHANAN Caroline	AUS	12	48.505	5	2.357	+0.055	4	21.345	+0.254	40.319	+0.521
5	31	GEVING Amanda	USA	8	49.548	6	2.358	+0.056	5	21.733	+0.642	41.093	+1.295
6	52	HLADIKOVA Aneta	CZE	18	48.000	17	2.415	+0.113	10	21.974	+0.883	41.595	+1.797
7	103	BRACKEN Rachel	AUS	4	50.637	8	2.367	+0.065	6	21.737	+0.646	41.721	+1.923
8	39	CARR Amanda	USA	4	50.637	16	2.401	+0.099	7	21.740	+0.649	41.741	+1.943
9	50	POTTIER Magalie	FRA	20	47.505	11	2.388	+0.086	8	21.865	+0.774	41.900	+2.102
10	15	MARTIN Arielle	USA	4	50.637	23	2.444	+0.142	9	21.877	+0.786	41.930	+2.132
11	11	POST Alise	USA	2	51.200	2	2.308	+0.006	12	22.178	+1.087	42.247	+2.449
12	44	SEESING Joyce	NED	12	48.505	13	2.399	+0.097	15	22.342	+1.251	42.273	+2.475
13	100	PAJON Mariana	COL	12	48.505	10	2.380	+0.078	11	21.979	+0.888	42.579	+2.781
14	75	van BENTHEM Merle	NED	20	47.505	4	2.356	+0.054	13	22.196	+1.105	42.612	+2.814
15	4	HORÁKOVÁ Jana	CZE	8	49.548	19	2.427	+0.125	20	22.713	+1.622	42.618	+2.820
16	104	CRAIN Brooke	USA	10	49.021	12	2.398	+0.096	16	22.343	+1.252	42.721	+2.923
17	108	HERNANDEZ Stefany	VEN	12	48.505	29	2.497	+0.195	18	22.450	+1.359	42.730	+2.932
18	27	LABOUNKOVA Romana	CZE	20	47.505	14	2.400	+0.098	19	22.548	+1.457	42.909	+3.111
19	91	van HOOFF Elke	BEL	10	49.021	23	2.444	+0.142	14	22.263	+1.172	43.060	+3.262
20	114	SMULDERS Laura	NED	27	46.545	21	2.438	+0.136	24	22.914	+1.823	43.218	+3.420
21	222	RIMSAITE Vilma	LTU	18	48.000	14	2.400	+0.098	22	22.744	+1.653	43.247	+3.449
22	121	VERHAGEN Ashley	USA	27	46.545	7	2.363	+0.061	17	22.422	+1.331	43.607	+3.809
23	55	CALLISTO Nicole	AUS	12	48.505	25	2.456	+0.154	23	22.767	+1.676	43.821	+4.023
24	95	COTTEREAU Blandine	FRA	7	50.086	19	2.427	+0.125	21	22.740	+1.649	44.282	+4.484
25	116	TAYLOR Abbie	GBR	31	44.737	32	2.525	+0.223	27	25.239	+4.148	46.033	+6.235
26	109	JEPSEN Mette	DEN	20	47.505	26	2.468	+0.166	25	24.186	+3.095	46.069	+6.271
27	112	le ROUX Enora	FRA	12	48.505	27	2.491	+0.189	26	24.581	+3.490	46.599	+6.801
28	107	HEREIJGERS Maartje	NED	32	40.778	33	2.576	+0.274	29	26.205	+5.114	46.873	+7.075
29	21	REYNOLDS Lauren	AUS	30	46.080	18	2.422	+0.120	31	26.641	+5.550	47.074	+7.276
30	124	RUNGE Regula	GER	27	46.545	31	2.520	+0.218	28	25.423	+4.332	47.145	+7.347
31	8	DIAZ Maria Gabriela	ARG	33	39.724	28	2.496	+0.194	30	26.552	+5.461	47.895	+8.097
32	110	le CORGUILLÉ Audrey	FRA	35	36.000	35	2.691	+0.389	32	27.475	+6.384	49.261	+9.463
33	46	CALLAN Ziggy	AUS	34	38.082	34	2.652	+0.350	33	28.850	+7.759	51.612	+11.814
34	106	HEE Shannie Camilla	DEN	36	33.635	36	3.117	+0.815	34	29.646	+8.555	51.701	+11.903
	2	AILLOUD Eva	FRA	25	47.020	30	2.515	+0.213				DNF	DNF
	19	DESPEAUX Amélie	FRA	25	47.020	22	2.443	+0.141				DNF	DNF
	102	ALEKSEJEWА Sandra	LAT									DNS	DNS
	115	STEIN Squel	BRA									DNS	DNS

#### Legend:

**DNF** Did Not Finish      **DNS** Did Not Start

## BMX Supercross WC 2010 - Copenhagen (DEN)

Copenhagen - BMX Track

7 MAY 2010  
12:00

Elite Women  
Time Trial Run2



### Results Time Trials with Split Times



Rank	Bike Number	Name	NOC Code	SPEED		START			SPLIT			RUN	
				Rank	Speed	Rank	Time	Behind	Rank	Time	Behind	Time	Behind
1	8	DIAZ Maria Gabriela	ARG	6	48.000	3	2.413	+0.042	3	22.196	+0.204	41.804	0.000
2	108	HERNANDEZ Stefany	VEN	6	48.000	6	2.420	+0.049	1	21.992	0.000	41.919	+0.115
3	91	van HOOFF Elke	BEL	9	47.505	7	2.430	+0.059	2	22.041	+0.049	42.075	+0.271
4	55	CALLISTO Nicole	AUS	4	48.505	12	2.473	+0.102	6	22.442	+0.450	42.698	+0.894
5	114	SMULDERS Laura	NED	2	49.021	10	2.456	+0.085	9	22.753	+0.761	42.805	+1.001
6	21	REYNOLDS Lauren	AUS	1	50.637	5	2.419	+0.048	7	22.490	+0.498	42.820	+1.016
7	27	LABOUNKOVA Romana	CZE	9	47.505	3	2.413	+0.042	5	22.331	+0.339	42.951	+1.147
8	121	VERHAGEN Ashley	USA	11	46.545	1	2.371	0.000	4	22.221	+0.229	42.963	+1.159
9	222	RIMSAITE Vilma	LTU	6	48.000	2	2.402	+0.031	8	22.592	+0.600	43.203	+1.399
10	109	JEPSEN Mette	DEN	11	46.545	8	2.440	+0.069	10	23.045	+1.053	44.527	+2.723
11	95	COTTEREAU Blandine	FRA	2	49.021	11	2.461	+0.090	11	23.067	+1.075	45.094	+3.290
12	112	le ROUX Enora	FRA	4	48.505	9	2.451	+0.080	12	23.670	+1.678	45.244	+3.440
13	107	HEREIJGERS Maartje	NED	16	39.384	16	2.556	+0.185	14	25.351	+3.359	45.784	+3.980
14	110	le CORGUILLÉ Audrey	FRA	17	37.770	17	2.646	+0.275	15	25.780	+3.788	46.839	+5.035
15	124	RUNGE Regula	GER	11	46.545	15	2.540	+0.169	13	25.299	+3.307	47.058	+5.254
16	2	AILLOUD Eva	FRA	15	42.666	14	2.521	+0.150	16	26.270	+4.278	47.188	+5.384
17	116	TAYLOR Abbie	GBR	14	43.065	13	2.508	+0.137	17	26.692	+4.700	48.111	+6.307
18	46	CALLAN Ziggy	AUS	18	36.571	18	2.693	+0.322	18	28.124	+6.132	50.284	+8.480
19	106	HEE Shannie Camilla	DEN	19	36.000	19	3.129	+0.758	19	29.331	+7.339	51.320	+9.516
	75	van BENTHEM Merle	NED										
	104	CRAIN Brooke	USA										
	39	CARR Amanda	USA										
	52	HLADIKOVA Aneta	CZE										
	118	READE Shanaze	GBR										
	4	HORÁKOVÁ Jana	CZE										
	44	SEESING Joyce	NED										
	50	POTTIER Magalie	FRA										
	96	WALKER Sarah	NZL										
	31	GEVING Amanda	USA										
	103	BRACKEN Rachel	AUS										
	15	MARTIN Arielle	USA										
	100	PAJON Mariana	COL										
	11	POST Alise	USA										
	68	BUCHANAN Caroline	AUS										
	22	le CORGUILLÉ Laëtitia	FRA										
	19	DESPEAUX Amélie	FRA									DNS	DNS
	102	ALEKSEJEW A Sandra	LAT									DNS	DNS
	115	STEIN Squel	BRA									DNS	DNS

#### Legend:

DNS Did Not Start



## BMX Supercross WC 2010 - Copenhagen (DEN)

Copenhagen - BMX Track

7 MAY 2010  
12:00

Elite Women  
Time Trial Run2



### Results with Intermediate Times



Rank	Bike Number	Name	NOC Code	Run1			Run2			Best Time	Gap
				Time	Split	Rk	Time	Split	Rk		
1	96	WALKER Sarah	NZL	39.798	21.192	3				39.798	
2	118	READE Shanaze	GBR	40.021	21.091	1				40.021	+0.223
3	22	le CORGUILLÉ Laëtitia	FRA	40.093	21.114	2				40.093	+0.295
4	68	BUCHANAN Caroline	AUS	40.319	21.345	4				40.319	+0.521
5	31	GEVING Amanda	USA	41.093	21.733	5				41.093	+1.295
6	52	HLADIKOVA Aneta	CZE	41.595	21.974	10				41.595	+1.797
7	103	BRACKEN Rachel	AUS	41.721	21.737	6				41.721	+1.923
8	39	CARR Amanda	USA	41.741	21.740	7				41.741	+1.943
9	50	POTTIER Magalie	FRA	41.900	21.865	8				41.900	+2.102
10	15	MARTIN Arielle	USA	41.930	21.877	9				41.930	+2.132
11	11	POST Alise	USA	42.247	22.178	12				42.247	+2.449
12	44	SEESING Joyce	NED	42.273	22.342	15				42.273	+2.475
13	100	PAJON Mariana	COL	42.579	21.979	11				42.579	+2.781
14	75	van BENTHEM Merle	NED	42.612	22.196	13				42.612	+2.814
15	4	HORÁKOVÁ Jana	CZE	42.618	22.713	20				42.618	+2.820
16	104	CRAIN Brooke	USA	42.721	22.343	16				42.721	+2.923
17	8	DIAZ Maria Gabriela	ARG	47.895	26.552	30	41.804	22.196	3	41.804	+2.006
18	108	HERNANDEZ Stefany	VEN	42.730	22.450	18	41.919	21.992	1	41.919	+2.121
19	91	van HOOFF Elke	BEL	43.060	22.263	14	42.075	22.041	2	42.075	+2.277
20	55	CALLISTO Nicole	AUS	43.821	22.767	23	42.698	22.442	6	42.698	+2.900
21	114	SMULDERS Laura	NED	43.218	22.914	24	42.805	22.753	9	42.805	+3.007
22	21	REYNOLDS Lauren	AUS	47.074	26.641	31	42.820	22.490	7	42.820	+3.022
23	27	LABOUNKOVA R	CZE	42.909	22.548	19	42.951	22.331	5	42.909	+3.111
24	121	VERHAGEN Ashley	USA	43.607	22.422	17	42.963	22.221	4	42.963	+3.165
25	222	RIMSARTE Vilma	LTU	43.247	22.744	22	43.203	22.592	8	43.203	+3.405
26	109	JEPSEN Mette	DEN	46.069	24.186	25	44.527	23.045	10	44.527	+4.729
27	95	COTTEREAU Blandine	FRA	44.282	22.740	21	45.094	23.067	11	44.282	+4.484
28	112	le ROUX Enora	FRA	46.599	24.581	26	45.244	23.670	12	45.244	+5.446
29	107	HEREIJGERS Maartje	NED	46.873	26.205	29	45.784	25.351	14	45.784	+5.986
30	110	le CORGUILLÉ Audrey	FRA	49.261	27.475	32	46.839	25.780	15	46.839	+7.041
31	124	RUNGE Regula	GER	47.145	25.423	28	47.058	25.299	13	47.058	+7.260
32	2	AILLOUD Eva	FRA	DNF			47.188	26.270	16	47.188	+7.390
33	116	TAYLOR Abbie	GBR	46.033	25.239	27	48.111	26.692	17	46.033	+6.235
34	46	CALLAN Ziggy	AUS	51.612	28.850	33	50.284	28.124	18	50.284	+10.486
35	106	HEE Shannie Camilla	DEN	51.701	29.646	34	51.320	29.331	19	51.320	+11.522
	19	DESPEAUX Amélie	FRA	DNF			DNS			DSQ	
	102	ALEKSEJEWA Sandra	LAT	DNS			DNS			DSQ	
	115	STEIN Squel	BRA	DNS			DNS			DSQ	

**Note:**  
In this phase the times achieved in the two runs are not added. Riders are ranked by their best time in either of the two runs. Gap time in the last column shows the time behind of the leaders best time.

**Legend:**  
DNF Did Not Finish      DNS Did Not Start      DSQ Disqualified

## BMX Supercross WC 2010 - Copenhagen (DEN)

Copenhagen - BMX Track

7 MAY 2010  
12:30

Elite Men  
Time Trial Run1



### Start List



**CORRECTED**

Start Order	Bike Number	Name	NOC Code	Date of Birth	Run1	Run2
1	208	VIRDIS Luca	ITA	1 JUN 1993		
2	170	HOOGLAND Jeffrey	NED	16 MAR 1993		
3	162	GANSER Maximilian	GER	12 JAN 1992		
4	132	BIRKELAND Aleksander	NOR	15 APR 1992		
5	176	McCORMACK Connor	CAN	8 JAN 1993		
6	174	LEJINS Kristers	LAT	29 SEP 1992		
7	189	SCHADOW Michel	GER	19 MAR 1993		
8	180	ØSTERGAARD Andreas	DEN	16 JUN 1993		
9	158	FURLAN Mattia	ITA	6 MAY 1993		
10	142	CRISTOFOLI Roberto	ITA	29 JAN 1990		
11	186	van der KOLK Robin	NED	18 JUN 1990		
12	193	SCHLANG Daniel	GER	19 MAR 1991		
13	360	TESSEMAKER Desmond	NED	13 APR 1991		
14	150	FISCHBACH Johannes	GER	4 MAR 1988		
15	115	GOUX Lilian	FRA	15 MAY 1989		
16	183	PRIMERA Jose Luis	VEN	13 APR 1984		
17	182	PERRIER Julian	FRA	4 MAY 1988		
18	55	BATEY Kelvin	IRL	9 MAY 1981		
19	161	van de WETERING Glenn	NED	6 FEB 1991		
20	58	KELLER Axel	SUI	16 DEC 1988		
21	166	FRANSSON Johan	SWE	11 MAY 1980		
22	787	LINDENMEYER Thorsten	GER	17 DEC 1987		
23	165	HENRIKSEN Nicklas	DEN	4 APR 1990		
24	118	MECHURA Lukas	CZE	17 FEB 1987		
25	122	SPRENGERS Kevin	NED	15 JAN 1988		
26	172	LAREV Jason	USA	21 APR 1986		
27	153	SUAREZ Jonathan	VEN	6 DEC 1987		
28	105	NHLAPO Sifiso	RSA	13 MAY 1987		
29	46	VODAK Marek	CZE	28 SEP 1990		
30	336	AGUES Jordy	NED	4 SEP 1986		
31	191	ANDRESEN Klaus Bøgh	DEN	10 JUL 1987		
32	155	FRANK Tilen	SLO	18 MAY 1987		
33	129	ATHERTON Dan	GBR	25 JAN 1982		
34	160	GALAN CARRASCO Pablo	ESP	24 NOV 1986		
35	196	KARLIK Viktor	CZE	19 JUN 1985		
36	198	SOJKA Libor	CZE	22 OCT 1990		
37	138	CHRISTENSEN Lars Hvid	DEN	26 JUL 1991		
38	133	BRETHAUER Luis	GER	14 SEP 1992		
39	206	van GENDT Twan	NED	9 JUN 1992		
40	152	FOX Nicholas	NZL	13 NOV 1993		
41	173	LAUSTSEN Niclas	DEN	30 AUG 1992		
42	113	AGUIRRE Elias	CHI	29 MAR 1992		
43	139	CREIGHTON Steven	CAN	26 JAN 1992		
44	213	WOODCOCK Trent	NZL	4 MAY 1993		
45	130	BENETTI Nicholas	CAN	10 SEP 1992		
46	125	ANDRE Sylvain	FRA	14 OCT 1992		
47	179	NYHAUG Tory	CAN	17 APR 1992		
48	194	SHARRAH Corben	USA	20 APR 1992		
49	149	FIELDS Connor	USA	14 SEP 1992		
50	238	AILLOUD Victor	FRA	12 JUN 1987		
51	38	MATSUSHITA Tatsumi	JPN	24 SEP 1991		
52	117	FANTONI Giacomo	ITA	18 MAR 1991		
53	195	SILVA Ebert	BRA	1 APR 1987		



# BMX Supercross WC 2010 - Copenhagen (DEN)

Copenhagen - BMX Track

7 MAY 2010  
12:30

Elite Men  
Time Trial Run1



## Start List



**CORRECTED**

Start Order	Bike Number	Name	NOC Code	Date of Birth	Run1	Run2
54	852	HUNTER Alex	HKG	15 AUG 1987		
55	18	TAMME Lukáš	CZE	16 OCT 1979		
56	327	van der HEIJDEN Jordy	NED	1 JUN 1988		
57	245	JACOBS Toon	BEL	25 SEP 1987		
58	92	JASPERS Martijn	NED	11 FEB 1987		
59	63	SKUJINS Toms	LAT	6 SEP 1990		
60	421	RICCARDI Romain	ITA	26 JUL 1988		
61	689	BAIER Maik	GER	20 JUN 1989		
62	200	ŠVUB Jan	CZE	20 FEB 1990		
63	106	HALUZA Tomáš	CZE	9 AUG 1988		
64	12	PROKOP Michal	CZE	1 APR 1981		
65	274	GAGNU Francky	FRA	27 MAY 1987		
66	167	JAMES Kurt	NZL	12 JUL 1991		
67	134	BRITO Daniel	BRA	2 MAR 1987		
68	777	WILLERS Marc	NZL	11 SEP 1985		
69	108	DESPEAUX Mathieu	FRA	5 JAN 1985		
70	13	RINDERKNECHT Roger	SUI	4 MAY 1981		
71	197	DUCHENE Simon	FRA	11 MAY 1988		
72	98	ROGERS Jason	USA	18 NOV 1985		
73	247	HOLDSTOCK Dean	RSA	29 JUN 1989		
74	32	KARTFJORD Sebastian	NOR	6 AUG 1987		
75	88	BENNETT Kyle	USA	25 SEP 1979		
76	164	GUTMANIS Maris	LAT	20 OCT 1989		
77	373	BLANC Renaud	SUI	3 JAN 1991		
78	102	THERKILDSEN Morten	DEN	24 SEP 1983		
79	60	DIAZ MONTANA Jose	COL	21 MAY 1987		
80	203	TREIMANS Edzus	LAT	21 APR 1988		
81	31	MATISONS Arturs	LAT	6 MAY 1985		
82	26	STEIN Denzel	USA	17 JAN 1991		
83	48	GRAF David	SUI	8 SEP 1989		
84	61	MEYERS Joshua	USA	10 JUL 1988		
85	103	AGUILUZ Andre Fossa	NOR	26 MAY 1991		
86	53	GRAVES Jared	AUS	16 DEC 1982		
87	28	de VECCHI Manuel	ITA	8 OCT 1980		
88	65	PHILLIPS Liam	GBR	11 MAR 1989		
89	56	SALAZAR LOPEZ Sergio Ignacio	COL	23 MAR 1986		
90	97	YOUNG Khalen	AUS	20 NOV 1984		
91	95	NOBLES Barry	USA	2 DEC 1986		
92	205	TUMPACH Stepan	CZE	26 MAY 1989		
93	187	REZENDE Renato	BRA	28 FEB 1991		
94	457	CALLAN Joshua	AUS	8 APR 1991		
95	207	VEIDE Rihards	LAT	1 NOV 1991		
96	199	HEIJNE Frank	NED	13 SEP 1987		
97	972	HAMON Thomas	FRA	19 MAR 1986		
98	169	GODET Julien	FRA	26 SEP 1989		
99	69	GODET Damien	FRA	10 NOV 1986		
100	114	CASTRO HERRERA Augusto	COL	19 DEC 1986		
101	147	DUBOIS Arnaud	BEL	2 MAY 1986		
102	77	de WILDE Robert	NED	30 APR 1977		
103	215	DECARVALHO Edson Marcos	BRA	6 MAY 1989		
104	566	OQUENDO ZABALA Carlos	COL	16 NOV 1987		
105	37	van GORKOM Jelle	NED	5 JAN 1991		
106	75	BRADFORD Joey	USA	10 OCT 1989		





## BMX Supercross WC 2010 - Copenhagen (DEN)

Copenhagen - BMX Track

7 MAY 2010  
12:30

Elite Men  
Time Trial Run1



### Start List




**CORRECTED**

Start Order	Bike Number	Name	NOC Code	Date of Birth	Run1	Run2
107	94	BROWN James	CAN	26 JUN 1989	_____	_____
108	316	BROWN Tyler	USA	22 MAY 1985	_____	_____
109	52	WONG Steven	HKG	28 APR 1988	_____	_____
110	717	JIMINEZ CAICEDO Andres	COL	27 AUG 1986	_____	_____
111	43	LAPRAZ Yvan	SUI	9 AUG 1989	_____	_____
112	181	BLOOMFIELD Marcus	GBR	22 JAN 1981	_____	_____
113	50	FALLA BUCHELY Emilio	ECU	12 JUN 1986	_____	_____
114	40	BISSELING Sander	NED	9 NOV 1985	_____	_____
115	120	PELLUARD Vincent	FRA	31 MAY 1990	_____	_____
116	80	HERMAN David	USA	9 MAY 1988	_____	_____
117	145	DAUDET Joris	FRA	12 FEB 1991	_____	_____
118	100	BECERINE Cristian	ARG	17 APR 1977	_____	_____
119	3	MARINO Ramiro	ARG	16 NOV 1988	_____	_____
120	72	van den WILDENBERG Rob	NED	2 MAR 1982	_____	_____
121	121	van der BIEZEN Raymon	NED	14 JAN 1987	_____	_____
122	5	LONG Nicholas	USA	6 OCT 1989	_____	_____
123	4	STROMBERGS Maris	LAT	10 MAR 1987	_____	_____
124	91	WILLOUGHBY Sam	AUS	15 AUG 1991	_____	_____

**Qualification Rule:** best 64 riders qualify for the next round. 32 after run #1 and 32 after run #2

**BIB 197 DUCHENE Simon (FRA) - rider added**

Timing and Results by  **SWISS TIMING**  
CBM01\_51A 1.1

[www.bmxcopenhagen.com](http://www.bmxcopenhagen.com)  
Report Created FRI 7 MAY 2010 10:03

all results at: [www.bmx-results.com](http://www.bmx-results.com)  
Page 3 / 3

## BMX Supercross WC 2010 - Copenhagen (DEN)

Copenhagen - BMX Track

7 MAY 2010  
12:30

Elite Men  
Time Trial Run2



### Results



Rank	Bike Number	Name	NOC Code	Run1 Time	Run2 Time	Best Time	Gap
1	4	STROMBERGS Maris	LAT	<b>35.298</b>		Q 35.298	
2	91	WILLOUGHBY Sam	AUS	<b>35.536</b>		Q 35.536	+0.238
3	149	FIELDS Connor	USA	<b>35.563</b>		Q 35.563	+0.265
4	145	DAUDET Joris	FRA	<b>35.570</b>		Q 35.570	+0.272
5	972	HAMON Thomas	FRA	<b>35.998</b>		Q 35.998	+0.700
6	31	MATISONS Arturs	LAT	<b>36.087</b>		Q 36.087	+0.789
7	37	van GORKOM Jelle	NED	<b>36.154</b>		Q 36.154	+0.856
8	75	BRADFORD Joey	USA	<b>36.170</b>		Q 36.170	+0.872
9	121	van der BIEZEN Raymon	NED	<b>36.185</b>		Q 36.185	+0.887
10	69	GODET Damien	FRA	<b>36.287</b>		Q 36.287	+0.989
11	125	ANDRE Sylvain	FRA	<b>36.294</b>		Q 36.294	+0.996
12	95	NOBLES Barry	USA	<b>36.333</b>		Q 36.333	+1.035
13	65	PHILLIPS Liam	GBR	<b>36.350</b>		Q 36.350	+1.052
14	53	GRAVES Jared	AUS	<b>36.353</b>		Q 36.353	+1.055
15	777	WILLERS Marc	NZL	<b>36.353</b>		Q 36.353	+1.055
16	103	AGUILUZ Andre Fossa	NOR	<b>36.388</b>		Q 36.388	+1.090
17	566	OQUENDO ZABALA Carlos	COL	<b>36.418</b>		Q 36.418	+1.120
18	199	HEIJNE Frank	NED	<b>36.469</b>		Q 36.469	+1.171
19	105	NHLAPO Sifiso	RSA	<b>36.537</b>		Q 36.537	+1.239
20	12	PROKOP Michal	CZE	<b>36.570</b>		Q 36.570	+1.272
21	40	BISSELING Sander	NED	<b>36.631</b>		Q 36.631	+1.333
22	457	CALLAN Joshua	AUS	<b>36.679</b>		Q 36.679	+1.381
23	72	van den WILDENBERG Rob	NED	<b>36.724</b>		Q 36.724	+1.426
24	179	NYHAUG Tory	CAN	<b>36.841</b>		Q 36.841	+1.543
25	3	MARINO Ramiro	ARG	<b>36.842</b>		Q 36.842	+1.544
26	97	YOUNG Khalen	AUS	<b>36.890</b>		Q 36.890	+1.592
27	43	LAPRAZ Yvan	SUI	<b>36.892</b>		Q 36.892	+1.594
28	187	REZENDE Renato	BRA	<b>36.906</b>		Q 36.906	+1.608
29	120	PELLUARD Vincent	FRA	<b>36.940</b>		Q 36.940	+1.642
30	80	HERMAN David	USA	<b>37.063</b>		Q 37.063	+1.765
31	88	BENNETT Kyle	USA	<b>37.154</b>		Q 37.154	+1.856
32	60	DIAZ MONTANA Jose	COL	<b>37.256</b>		Q 37.256	+1.958
33	194	SHARRAH Corben	USA	37.432	<b>36.240</b>	Q 36.240	+0.942
34	181	BLOOMFIELD Marcus	GBR	37.552	<b>36.491</b>	Q 36.491	+1.193
35	32	KARTFJORD Sebastian	NOR	37.504	<b>36.687</b>	Q 36.687	+1.389
36	50	FALLA BUCHELY Emilio	ECU	38.638	<b>36.701</b>	Q 36.701	+1.403
37	133	BRETHAUER Luis	GER	38.000	<b>36.757</b>	Q 36.757	+1.459
38	92	JASPERS Martijn	NED	37.670	<b>36.776</b>	Q 36.776	+1.478
39	316	BROWN Tyler	USA	38.207	<b>37.017</b>	Q 37.017	+1.719
40	207	VEIDE Rihards	LAT	DNS	<b>37.041</b>	Q 37.041	+1.743
41	147	DUBOIS Arnaud	BEL	37.717	<b>37.116</b>	Q 37.116	+1.818
42	77	de WILDE Robert	NED	37.277	<b>37.186</b>	Q 37.186	+1.888
43	5	LONG Nicholas	USA	40.383	<b>37.257</b>	Q 37.257	+1.959
44	373	BLANC Renaud	SUI	38.633	<b>37.342</b>	Q 37.342	+2.044
45	98	ROGERS Jason	USA	37.749	<b>37.367</b>	Q 37.367	+2.069

## BMX Supercross WC 2010 - Copenhagen (DEN)

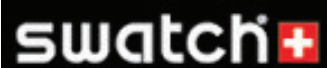
Copenhagen - BMX Track

7 MAY 2010  
12:30

Elite Men  
Time Trial Run2



### Results



Rank	Bike Number	Name	NOC Code	Run1 Time	Run2 Time	Best Time	Gap
46	203	TREIMANS Edzus	LAT	51.984	<b>37.396</b>	Q 37.396	+2.098
47	717	JIMINEZ CAICEDO Andres	COL	1:12.726	<b>37.416</b>	Q 37.416	+2.118
48	161	van de WETERING Glenn	NED	38.301	<b>37.454</b>	Q 37.454	+2.156
49	28	de VECCHI Manuel	ITA	DNF	<b>37.455</b>	Q 37.455	+2.157
50	48	GRAF David	SUI	37.576	<b>37.478</b>	Q 37.478	+2.180
51	61	MEYERS Joshua	USA	37.623	<b>37.488</b>	Q 37.488	+2.190
52	169	GODET Julien	FRA	38.159	<b>37.523</b>	Q 37.523	+2.225
53	205	TUMPACH Stepan	CZE	38.811	<b>37.568</b>	Q 37.568	+2.270
54	114	CASTRO HERRERA Augusto	COL	37.697	<b>37.581</b>	Q 37.581	+2.283
55	421	RICCARDI Romain	ITA	<b>37.597</b>	37.622	Q 37.597	+2.299
56	327	van der HEIJDEN Jordy	NED	37.770	<b>37.687</b>	Q 37.687	+2.389
57	108	DESPEAUX Mathieu	FRA	<b>37.504</b>	37.760	Q 37.504	+2.206
58	174	LEJINS Kristers	LAT	38.559	<b>37.896</b>	Q 37.896	+2.598
59	100	BECERINE Cristian	ARG	38.877	<b>37.935</b>	Q 37.935	+2.637
60	56	SALAZAR LOPEZ Sergio Ignacio	COL	38.373	<b>37.974</b>	Q 37.974	+2.676
61	55	BATEY Kelvin	IRL	1:09.194	<b>38.036</b>	Q 38.036	+2.738
62	153	SUAREZ Jonathan	VEN	40.476	<b>38.045</b>	Q 38.045	+2.747
63	787	LINDENMEYER Thorsten	GER	40.005	<b>38.050</b>	Q 38.050	+2.752
64	117	FANTONI Giacomo	ITA	38.515	<b>38.079</b>	Q 38.079	+2.781
65	215	DECARVALHO Edson Marcos	BRA	38.429	<b>38.082</b>	38.082	+2.784
66	18	TAMME Lukáš	CZE	DNF	<b>38.254</b>	38.254	+2.956
67	197	DUCHENE Simon	FRA	<b>38.028</b>	38.372	38.028	+2.730
68	167	JAMES Kurt	NZL	41.800	<b>38.447</b>	38.447	+3.149
69	689	BAIER Maik	GER	52.609	<b>38.451</b>	38.451	+3.153
70	38	MATSUSHITA Tatsumi	JPN	39.706	<b>38.493</b>	38.493	+3.195
71	193	SCHLANG Daniel	GER	39.070	<b>38.497</b>	38.497	+3.199
72	195	SILVA Ebert	BRA	42.031	<b>38.505</b>	38.505	+3.207
73	26	STEIN Denzel	USA	DNF	<b>38.508</b>	38.508	+3.210
74	173	LAUSTSEN Niclas	DEN	<b>38.306</b>	38.510	38.306	+3.008
75	213	WOODCOCK Trent	NZL	1:37.838	<b>38.627</b>	38.627	+3.329
76	191	ANDRESEN Klaus Bøgh	DEN	<b>38.588</b>	38.685	38.588	+3.290
77	106	HALUZA Tomáš	CZE	38.734	<b>38.722</b>	38.722	+3.424
78	58	KELLER Axel	SUI	<b>38.607</b>	38.782	38.607	+3.309
79	247	HOLDSTOCK Dean	RSA	46.550	<b>38.827</b>	38.827	+3.529
80	102	THERKILDSEN Morten	DEN	<b>37.981</b>	38.844	37.981	+2.683
81	176	McCORMACK Connor	CAN	39.785	<b>38.869</b>	38.869	+3.571
82	200	ŠVUB Jan	CZE	39.694	<b>38.892</b>	38.892	+3.594
83	152	FOX Nicholas	NZL	39.865	<b>39.050</b>	39.050	+3.752
84	94	BROWN James	CAN	47.556	<b>39.256</b>	39.256	+3.958
85	206	van GENDT Twan	NED	39.665	<b>39.336</b>	39.336	+4.038
86	132	BIRKELAND Aleksander	NOR	DNF	<b>39.538</b>	39.538	+4.240
87	170	HOOGLAND Jeffrey	NED	40.212	<b>39.623</b>	39.623	+4.325
88	134	BRITO Daniel	BRA	<b>38.860</b>	39.717	38.860	+3.562
89	162	GANSER Maximilian	GER	40.049	<b>39.763</b>	39.763	+4.465
90	183	PRIMERA Jose Luis	VEN	58.205	<b>40.013</b>	40.013	+4.715



## BMX Supercross WC 2010 - Copenhagen (DEN)

Copenhagen - BMX Track

7 MAY 2010  
12:30

Elite Men  
Time Trial Run2



### Results




Rank	Bike Number	Name	NOC Code	Run1 Time	Run2 Time	Best Time	Gap
91	130	BENETTI Nicholas	CAN	40.488	<b>40.118</b>	40.118	+4.820
92	142	CRISTOFOLI Roberto	ITA	<b>40.231</b>	40.297	40.231	+4.933
93	182	PERRIER Julian	FRA	<b>39.290</b>	40.310	39.290	+3.992
94	139	CREIGHTON Steven	CAN	41.505	<b>40.513</b>	40.513	+5.215
95	158	FURLAN Mattia	ITA	<b>40.017</b>	40.698	40.017	+4.719
96	138	CHRISTENSEN Lars Hvid	DEN	<b>40.570</b>	41.167	40.570	+5.272
97	113	AGUIRRE Elias	CHI	41.755	<b>41.292</b>	41.292	+5.994
98	196	KARLIK Viktor	CZE	41.389	<b>41.312</b>	41.312	+6.014
99	118	MECHURA Lukas	CZE	<b>40.005</b>	41.334	40.005	+4.707
100	360	TESSEMAKER Desmond	NED	42.004	<b>41.426</b>	41.426	+6.128
101	852	HUNTER Alex	HKG	43.740	<b>41.851</b>	41.851	+6.553
102	189	SCHADOW Michel	GER	43.217	<b>42.203</b>	42.203	+6.905
103	180	ØSTERGAARD Andreas	DEN	<b>42.259</b>	42.774	42.259	+6.961
104	198	SOJKA Libor	CZE	<b>41.734</b>	42.986	41.734	+6.436
105	208	VIRDIS Luca	ITA	<b>42.918</b>	43.589	42.918	+7.620
106	172	LAREV Jason	USA	<b>41.422</b>	48.207	41.422	+6.124
107	150	FISCHBACH Johannes	GER	49.846	<b>48.441</b>	48.441	+13.143
108	274	GAGNU Francky	FRA	<b>41.810</b>	48.526	41.810	+6.512
109	46	VODAK Marek	CZE	<b>42.503</b>	48.981	42.503	+7.205
110	165	HENRIKSEN Nicklas	DEN	<b>40.515</b>	49.616	40.515	+5.217
111	245	JACOBS Toon	BEL	1:03.202	<b>57.889</b>	57.889	+22.591
112	166	FRANSSON Johan	SWE	<b>43.039</b>	1:00.682	43.039	+7.741
113	13	RINDERKNECHT Roger	SUI	<b>38.030</b>	DNF	38.030	+2.732
114	122	SPRENGERS Kevin	NED	<b>38.905</b>	DNF	38.905	+3.607
	52	WONG Steven	HKG	DNF	DNS	DSQ	
	63	SKUJINS Toms	LAT	DNS	DNS	DSQ	
	115	GOUX Lilian	FRA	DNS	DNS	DSQ	
	129	ATHERTON Dan	GBR	DNS	DNS	DSQ	
	155	FRANK Tilen	SLO	DNS	DNS	DSQ	
	160	GALAN CARRASCO Pablo	ESP	DNS	DNS	DSQ	
	164	GUTMANIS Maris	LAT	DNS	DNS	DSQ	
	186	van der KOLK Robin	NED	DNS	DNS	DSQ	
	238	AILLOUD Victor	FRA	DNS	DNS	DSQ	
	336	AGUES Jordy	NED	DNS	DNS	DSQ	

#### Note:

In this phase the times achieved in the two runs are not added. Riders are ranked by their best time in either of the two runs. Gap time in the last column shows the time behind of the leaders best time.

#### Legend:

**DNF** Did Not Finish      **DNS** Did Not Start      **DSQ** Disqualified

Timing and Results by  SWISS TIMING

[www.bmxcopenhagen.com](http://www.bmxcopenhagen.com)

all results at: [www.bmx-results.com](http://www.bmx-results.com)

CBM01\_73A 1.0

Report Created FRI 7 MAY 2010 15:55

Page 3 / 3

## BMX Supercross WC 2010 - Copenhagen (DEN)

Copenhagen - BMX Track

7 MAY 2010  
12:30

Elite Men  
Time Trial Run1



### Results Time Trials with Split Times



Rank	Bike Number	Name	NOC Code	SPEED		START			SPLIT			RUN	
				Rank	Speed	Rank	Time	Behind	Rank	Time	Behind	Time	Behind
1	4	STROMBERGS Maris	LAT	45	51.775	3	2.166	+0.014	1	18.582	0.000	35.298	0.000
2	91	WILLOUGHBY Sam	AUS	36	52.363	21	2.204	+0.052	5	18.844	+0.262	35.536	+0.238
3	149	FIELDS Connor	USA	45	51.775	23	2.205	+0.053	3	18.742	+0.160	35.563	+0.265
4	145	DAUDET Joris	FRA	75	50.086	12	2.190	+0.038	2	18.741	+0.159	35.570	+0.272
5	972	HAMON Thomas	FRA	27	52.965	19	2.200	+0.048	7	18.991	+0.409	35.998	+0.700
6	31	MATISSON Arturs	LAT	63	50.637	27	2.211	+0.059	11	19.162	+0.580	36.087	+0.789
7	37	van GORKOM Jelle	NED	45	51.775	38	2.224	+0.072	18	19.263	+0.681	36.154	+0.856
8	75	BRADFORD Joey	USA	17	53.581	4	2.168	+0.016	8	18.995	+0.413	36.170	+0.872
9	121	van der BIEZEN Raymon	NED	95	49.021	9	2.184	+0.032	9	19.021	+0.439	36.185	+0.887
10	69	GODET Damien	FRA	5	54.857	55	2.241	+0.089	24	19.315	+0.733	36.287	+0.989
11	125	ANDRE Sylvain	FRA	84	49.548	56	2.244	+0.092	21	19.294	+0.712	36.294	+0.996
12	95	NOBLES Barry	USA	10	54.211	8	2.181	+0.029	28	19.400	+0.818	36.333	+1.035
13	65	PHILLIPS Liam	GBR	63	50.637	23	2.205	+0.053	4	18.819	+0.237	36.350	+1.052
14	53	GRAVES Jared	AUS	63	50.637	18	2.197	+0.045	10	19.094	+0.512	36.353	+1.055
14	777	WILLERS Marc	NZL	51	51.200	16	2.195	+0.043	19	19.284	+0.702	36.353	+1.055
16	103	AGUILUZ Andre Fossa	NOR	10	54.211	38	2.224	+0.072	14	19.209	+0.627	36.388	+1.090
17	566	OQUENDO ZABALA Carlos	COL	45	51.775	11	2.189	+0.037	12	19.170	+0.588	36.418	+1.120
18	199	HEIJNE Frank	NED	75	50.086	13	2.191	+0.039	13	19.173	+0.591	36.469	+1.171
19	105	NHLAPO Sifiso	RSA	51	51.200	28	2.212	+0.060	17	19.245	+0.663	36.537	+1.239
20	12	PROKOP Michal	CZE	84	49.548	53	2.236	+0.084	23	19.301	+0.719	36.570	+1.272
21	40	BISSELING Sander	NED	105	48.000	6	2.179	+0.027	20	19.288	+0.706	36.631	+1.333
22	457	CALLAN Joshua	AUS	27	52.965	10	2.186	+0.034	27	19.398	+0.816	36.679	+1.381
23	72	van den WILDENBERG Rob	NED	51	51.200	5	2.172	+0.020	6	18.900	+0.318	36.724	+1.426
24	179	NYHAUG Tory	CAN	10	54.211	88	2.283	+0.131	30	19.497	+0.915	36.841	+1.543
25	3	MARINO Ramiro	ARG	36	52.363	2	2.160	+0.008	15	19.229	+0.647	36.842	+1.544
26	97	YOUNG Khalen	AUS	5	54.857	20	2.202	+0.050	33	19.533	+0.951	36.890	+1.592
27	43	LAPRAZ Yvan	SUI	63	50.637	21	2.204	+0.052	26	19.376	+0.794	36.892	+1.594
28	187	REZENDE Renato	BRA	10	54.211	89	2.287	+0.135	29	19.434	+0.852	36.906	+1.608
29	120	PELLUARD Vincent	FRA	105	48.000	14	2.193	+0.041	25	19.337	+0.755	36.940	+1.642
30	80	HERMAN David	USA	27	52.965	46	2.229	+0.077	22	19.298	+0.716	37.063	+1.765
31	88	BENNETT Kyle	USA	63	50.637	66	2.254	+0.102	31	19.523	+0.941	37.154	+1.856
32	60	DIAZ MONTANA Jose	COL	2	55.518	60	2.249	+0.097	39	19.678	+1.096	37.256	+1.958
33	77	de WILDE Robert	NED	75	50.086	23	2.205	+0.053	34	19.558	+0.976	37.277	+1.979
34	194	SHARRAH Corben	USA	5	54.857	32	2.221	+0.069	40	19.682	+1.100	37.432	+2.134
35	32	KARTFJORD Sebastian	NOR	95	49.021	17	2.196	+0.044	49	19.985	+1.403	37.504	+2.206
35	108	DESPEAUX Mathieu	FRA	5	54.857	73	2.259	+0.107	41	19.703	+1.121	37.504	+2.206
37	181	BLOOMFIELD Marcus	GBR	2	55.518	60	2.249	+0.097	52	20.027	+1.445	37.552	+2.254
38	48	GRAF David	SUI	84	49.548	32	2.221	+0.069	32	19.524	+0.942	37.576	+2.278
39	421	RICCARDI Romain	ITA	27	52.965	80	2.271	+0.119	59	20.161	+1.579	37.597	+2.299
40	61	MEYERS Joshua	USA	45	51.775	6	2.179	+0.027	35	19.569	+0.987	37.623	+2.325
41	92	JASPERS Martijn	NED	51	51.200	65	2.253	+0.101	37	19.591	+1.009	37.670	+2.372
42	114	CASTRO HERRERA Augusto	COL	95	49.021	76	2.261	+0.109	36	19.586	+1.004	37.697	+2.399
43	147	DUBOIS Arnaud	BEL	36	52.363	26	2.206	+0.054	45	19.828	+1.246	37.717	+2.419
44	98	ROGERS Jason	USA	17	53.581	68	2.255	+0.103	38	19.618	+1.036	37.749	+2.451
45	327	van der HEIJDEN Jordy	NED	105	48.000	64	2.251	+0.099	42	19.734	+1.152	37.770	+2.472
46	102	THERKILDSEN Morten	DEN	45	51.775	49	2.232	+0.080	51	20.011	+1.429	37.981	+2.683
47	133	BRETHAUER Luis	GER	5	54.857	73	2.259	+0.107	43	19.810	+1.228	38.000	+2.702
48	197	DUCHENE Simon	FRA	17	53.581	78	2.266	+0.114	44	19.824	+1.242	38.028	+2.730
49	13	RINDERKNECHT Roger	SUI	17	53.581	62	2.250	+0.098	53	20.029	+1.447	38.030	+2.732
50	169	GODET Julien	FRA	75	50.086	62	2.250	+0.098	46	19.863	+1.281	38.159	+2.861
51	316	BROWN Tyler	USA	10	54.211	34	2.222	+0.070	47	19.877	+1.295	38.207	+2.909
52	161	van de WETERING Glenn	NED	17	53.581	30	2.217	+0.065	58	20.129	+1.547	38.301	+3.003
53	173	LAUSTSEN Niclas	DEN	27	52.965	81	2.273	+0.121	57	20.123	+1.541	38.306	+3.008

## BMX Supercross WC 2010 - Copenhagen (DEN)

Copenhagen - BMX Track

7 MAY 2010  
12:30

Elite Men  
Time Trial Run1



### Results Time Trials with Split Times



Rank	Bike Number	Name	NOC Code	SPEED		START			SPLIT			RUN	
				Rank	Speed	Rank	Time	Behind	Rank	Time	Behind	Time	Behind
54	56	SALAZAR LOPEZ S I	COL	36	52.363	75	2.260	+0.108	55	20.082	+1.500	38.373	+3.075
55	215	DECARVALHO Edson Marcos	BRA	63	50.637	66	2.254	+0.102	66	20.329	+1.747	38.429	+3.131
56	117	FANTONI Giacomo	ITA	63	50.637	52	2.235	+0.083	60	20.176	+1.594	38.515	+3.217
57	174	LEJINS Kristers	LAT	17	53.581	45	2.228	+0.076	50	19.997	+1.415	38.559	+3.261
58	191	ANDRESEN Klaus Bøgh	DEN	105	48.000	100	2.318	+0.166	69	20.426	+1.844	38.588	+3.290
59	58	KELLER Axel	SUI	51	51.200	54	2.237	+0.085	48	19.915	+1.333	38.607	+3.309
60	373	BLANC Renaud	SUI	95	49.021	47	2.230	+0.078	62	20.259	+1.677	38.633	+3.335
61	50	FALLA BUCHELY Emilio	ECU	75	50.086	37	2.223	+0.071	61	20.202	+1.620	38.638	+3.340
62	106	HALUZA Tomáš	CZE	36	52.363	83	2.275	+0.123	71	20.462	+1.880	38.734	+3.436
63	205	TUMPACH Stepan	CZE	27	52.965	34	2.222	+0.070	80	20.648	+2.066	38.811	+3.513
64	134	BRITO Daniel	BRA	95	49.021	98	2.316	+0.164	68	20.379	+1.797	38.860	+3.562
65	100	BECERINE Cristian	ARG	63	50.637	1	2.152	0.000	54	20.030	+1.448	38.877	+3.579
66	122	SPRENGERS Kevin	NED	84	49.548	41	2.227	+0.075	72	20.496	+1.914	38.905	+3.607
67	193	SCHLANG Daniel	GER	95	49.021	97	2.315	+0.163	72	20.496	+1.914	39.070	+3.772
68	182	PERRIER Julian	FRA	75	50.086	38	2.224	+0.072	70	20.433	+1.851	39.290	+3.992
69	206	van GENDT Twan	NED	63	50.637	41	2.227	+0.075	67	20.333	+1.751	39.665	+4.367
70	200	ŠVUB Jan	CZE	17	53.581	58	2.247	+0.095	85	20.855	+2.273	39.694	+4.396
71	38	MATSUSHITA Tatsumi	JPN	10	54.211	81	2.273	+0.121	89	20.905	+2.323	39.706	+4.408
72	176	McCORMACK Connor	CAN	36	52.363	93	2.307	+0.155	85	20.855	+2.273	39.785	+4.487
73	152	FOX Nicholas	NZL	84	49.548	102	2.322	+0.170	81	20.686	+2.104	39.865	+4.567
74	118	MECHURA Lukas	CZE	51	51.200	102	2.322	+0.170	90	20.914	+2.332	40.005	+4.707
74	787	LINDENMEYER Thorsten	GER	84	49.548	72	2.258	+0.106	84	20.832	+2.250	40.005	+4.707
76	158	FURLAN Mattia	ITA	101	48.505	95	2.313	+0.161	91	20.924	+2.342	40.017	+4.719
77	162	GANSER Maximilian	GER	27	52.965	86	2.281	+0.129	76	20.591	+2.009	40.049	+4.751
78	170	HOOGLAND Jeffrey	NED	84	49.548	92	2.296	+0.144	92	20.929	+2.347	40.212	+4.914
79	142	CRISTOFOLI Roberto	ITA	17	53.581	79	2.267	+0.115	78	20.618	+2.036	40.231	+4.933
80	5	LONG Nicholas	USA	1	56.195	31	2.219	+0.067	65	20.306	+1.724	40.383	+5.085
81	153	SUAREZ Jonathan	VEN	51	51.200	89	2.287	+0.135	87	20.871	+2.289	40.476	+5.178
82	130	BENETTI Nicholas	CAN	17	53.581	99	2.317	+0.165	77	20.616	+2.034	40.488	+5.190
83	165	HENRIKSEN Nicklas	DEN	75	50.086	101	2.320	+0.168	102	21.610	+3.028	40.515	+5.217
84	138	CHRISTENSEN Lars Hvid	DEN	84	49.548	109	2.357	+0.205	93	20.955	+2.373	40.570	+5.272
85	196	KARLIK Viktor	CZE	105	48.000	104	2.329	+0.177	100	21.559	+2.977	41.389	+6.091
86	172	LAREV Jason	USA	105	48.000	106	2.341	+0.189	97	21.461	+2.879	41.422	+6.124
87	139	CREIGHTON Steven	CAN	101	48.505	70	2.257	+0.105	101	21.578	+2.996	41.505	+6.207
88	198	SOJKA Libor	CZE	101	48.505	114	2.625	+0.473	109	22.168	+3.586	41.734	+6.436
89	113	AGUIRRE Elias	CHI	63	50.637	112	2.379	+0.227	95	21.167	+2.585	41.755	+6.457
90	167	JAMES Kurt	NZL	84	49.548	91	2.292	+0.140	75	20.583	+2.001	41.800	+6.502
91	274	GAGNU Francky	FRA	63	50.637	110	2.376	+0.224	88	20.890	+2.308	41.810	+6.512
92	360	TESSEMAKER Desmond	NED	114	46.545	108	2.349	+0.197	106	21.893	+3.311	42.004	+6.706
93	195	SILVA Ebert	BRA	51	51.200	68	2.255	+0.103	105	21.880	+3.298	42.031	+6.733
94	180	ØSTERGAARD Andreas	DEN	75	50.086	107	2.348	+0.196	107	21.898	+3.316	42.259	+6.961
95	46	VODAK Marek	CZE	84	49.548	105	2.336	+0.184	99	21.553	+2.971	42.503	+7.205
96	208	VIRDIS Luca	ITA	51	51.200	96	2.314	+0.162	103	21.639	+3.057	42.918	+7.620
97	166	FRANSSON Johan	SWE	105	48.000	111	2.378	+0.226	98	21.507	+2.925	43.039	+7.741
98	189	SCHADOW Michel	GER	101	48.505	113	2.502	+0.350	108	21.985	+3.403	43.217	+7.919
99	852	HUNTER Alex	HKG	51	51.200	86	2.281	+0.129	104	21.761	+3.179	43.740	+8.442
100	247	HOLDSTOCK Dean	RSA	36	52.363	84	2.278	+0.126	94	21.021	+2.439	46.550	+11.252
101	94	BROWN James	CAN	84	49.548	58	2.247	+0.095	83	20.761	+2.179	47.556	+12.258
102	150	FISCHBACH Johannes	GER	27	52.965	76	2.261	+0.109	79	20.628	+2.046	49.846	+14.548
103	203	TREIMANS Edzus	LAT	36	52.363	14	2.193	+0.041	82	20.696	+2.114	51.984	+16.686
104	689	BAIER Maik	GER	51	51.200	50	2.234	+0.082	110	22.295	+3.713	52.609	+17.311
105	183	PRIMERA Jose Luis	VEN	63	50.637	85	2.280	+0.128	96	21.380	+2.798	58.205	+22.907
106	245	JACOBS Toon	BEL	51	51.200	48	2.231	+0.079	74	20.531	+1.949	1:03.202	+27.904



## BMX Supercross WC 2010 - Copenhagen (DEN)

Copenhagen - BMX Track

7 MAY 2010  
12:30

Elite Men  
Time Trial Run1



### Results Time Trials with Split Times



Rank	Bike Number	Name	NOC Code	SPEED		START			SPLIT			RUN	
				Rank	Speed	Rank	Time	Behind	Rank	Time	Behind	Time	Behind
107	55	BATEY Kelvin	IRL	27	52.965	50	2.234	+0.082	63	20.262	+1.680	1:09.194	+33.896
108	717	JIMINEZ CAICEDO Andres	COL	10	54.211	57	2.246	+0.094	16	19.230	+0.648	1:12.726	+37.428
109	213	WOODCOCK Trent	NZL	2	55.518	94	2.311	+0.159	64	20.301	+1.719	1:37.838+1:02.540	
	18	TAMME Lukáš	CZE	75	50.086	41	2.227	+0.075				DNF	DNF
	26	STEIN Denzel	USA	36	52.363	28	2.212	+0.060	112	24.062	+5.480	DNF	DNF
	28	de VECCHI Manuel	ITA	105	48.000	34	2.222	+0.070	111	24.025	+5.443	DNF	DNF
	52	WONG Steven	HKG	17	53.581	70	2.257	+0.105	56	20.094	+1.512	DNF	DNF
	132	BIRKELAND Aleksander	NOR	105	48.000	41	2.227	+0.075				DNF	DNF
	63	SKUJINS Toms	LAT									DNS	DNS
	115	GOUX Lilian	FRA									DNS	DNS
	129	ATHERTON Dan	GBR									DNS	DNS
	155	FRANK Tilen	SLO									DNS	DNS
	160	GALAN CARRASCO Pablo	ESP									DNS	DNS
	164	GUTMANIS Maris	LAT									DNS	DNS
	186	van der KOLK Robin	NED									DNS	DNS
	207	VEIDE Rihards	LAT									DNS	DNS
	238	AILLOUD Victor	FRA									DNS	DNS
	336	AGUES Jordy	NED									DNS	DNS

#### Legend:

**DNF** Did Not Finish      **DNS** Did Not Start

## BMX Supercross WC 2010 - Copenhagen (DEN)

Copenhagen - BMX Track

7 MAY 2010  
12:30

Elite Men  
Time Trial Run2



### Results Time Trials with Split Times



Rank	Bike Number	Name	NOC Code	SPEED		START		SPLIT		RUN			
				Rank	Speed	Rank	Behind	Rank	Behind	Time	Behind		
1	194	SHARRAH Corben	USA	8	54.857	52	2.266	+0.098	2	19.185	+0.009	36.240	0.000
2	181	BLOOMFIELD Marcus	GBR	3	56.195	9	2.206	+0.038	11	19.511	+0.335	36.491	+0.251
3	32	KARTFJORD Sebastian	NOR	64	49.548	6	2.201	+0.033	9	19.434	+0.258	36.687	+0.447
4	50	FALLA BUCHELY Emilio	ECU	36	51.200	5	2.198	+0.030	3	19.286	+0.110	36.701	+0.461
5	133	BRETHAUER Luis	GER	5	55.518	12	2.209	+0.041	8	19.404	+0.228	36.757	+0.517
6	92	JASPERS Martijn	NED	40	50.637	33	2.238	+0.070	7	19.370	+0.194	36.776	+0.536
7	316	BROWN Tyler	USA	5	55.518	12	2.209	+0.041	4	19.292	+0.116	37.017	+0.777
8	207	VEIDE Rihards	LAT	40	50.637	19	2.213	+0.045	19	19.787	+0.611	37.041	+0.801
9	147	DUBOIS Arnaud	BEL	26	52.965	25	2.225	+0.057	20	19.793	+0.617	37.116	+0.876
10	77	de WILDE Robert	NED	64	49.548	4	2.196	+0.028	6	19.328	+0.152	37.186	+0.946
11	5	LONG Nicholas	USA	3	56.195	6	2.201	+0.033	12	19.598	+0.422	37.257	+1.017
12	373	BLANC Renaud	SUI	73	49.021	10	2.207	+0.039	14	19.635	+0.459	37.342	+1.102
13	98	ROGERS Jason	USA	8	54.857	22	2.222	+0.054	16	19.713	+0.537	37.367	+1.127
14	203	TREIMANS Edzus	LAT	20	53.581	1	2.168	0.000	18	19.780	+0.604	37.396	+1.156
15	717	JIMINEZ CAICEDO Andres	COL	12	54.211	21	2.221	+0.053	17	19.765	+0.589	37.416	+1.176
16	161	van de WETERING Glenn	NED	20	53.581	11	2.208	+0.040	15	19.662	+0.486	37.454	+1.214
17	28	de VECCHI Manuel	ITA	64	49.548	17	2.212	+0.044	25	19.876	+0.700	37.455	+1.215
18	48	GRAF David	SUI	73	49.021	32	2.237	+0.069	21	19.794	+0.618	37.478	+1.238
19	61	MEYERS Joshua	USA	32	51.775	27	2.227	+0.059	27	19.894	+0.718	37.488	+1.248
20	169	GODET Julien	FRA	55	50.086	49	2.264	+0.096	26	19.886	+0.710	37.523	+1.283
21	205	TUMPACH Stepan	CZE	64	49.548	3	2.178	+0.010	23	19.859	+0.683	37.568	+1.328
22	114	CASTRO HERRERA Augusto	COL	55	50.086	33	2.238	+0.070	5	19.300	+0.124	37.581	+1.341
23	421	RICCARDI Romain	ITA	28	52.363	43	2.255	+0.087	34	20.086	+0.910	37.622	+1.382
24	327	van der HEIJDEN Jordy	NED	55	50.086	35	2.239	+0.071	10	19.480	+0.304	37.687	+1.447
25	108	DESPEAUX Mathieu	FRA	8	54.857	40	2.251	+0.083	13	19.616	+0.440	37.760	+1.520
26	174	LEJINS Kristers	LAT	12	54.211	26	2.226	+0.058	22	19.847	+0.671	37.896	+1.656
27	100	BECERINE Cristian	ARG	1	56.888	2	2.169	+0.001	1	19.176	0.000	37.935	+1.695
28	56	SALAZAR LOPEZ S I	COL	20	53.581	44	2.256	+0.088	28	19.958	+0.782	37.974	+1.734
29	55	BATEY Kelvin	IRL	36	51.200	47	2.261	+0.093	29	19.967	+0.791	38.036	+1.796
30	153	SUAREZ Jonathan	VEN	40	50.637	54	2.267	+0.099	39	20.185	+1.009	38.045	+1.805
31	787	LINDENMEYER Thorsten	GER	64	49.548	8	2.202	+0.034	32	20.051	+0.875	38.050	+1.810
32	117	FANTONI Giacomo	ITA	40	50.637	29	2.231	+0.063	31	20.001	+0.825	38.079	+1.839
33	215	DECARVALHO Edson Marcos	BRA	40	50.637	48	2.262	+0.094	45	20.333	+1.157	38.082	+1.842
34	18	TAMME Lukáš	CZE	40	50.637	23	2.224	+0.056	41	20.262	+1.086	38.254	+2.014
35	197	DUCHENE Simon	FRA	8	54.857	14	2.210	+0.042	24	19.873	+0.697	38.372	+2.132
36	167	JAMES Kurt	NZL	40	50.637	56	2.271	+0.103	46	20.339	+1.163	38.447	+2.207
37	689	BAIER Maik	GER	36	51.200	46	2.260	+0.092	51	20.414	+1.238	38.451	+2.211
38	38	MATSUSHITA Tatsumi	JPN	12	54.211	49	2.264	+0.096	47	20.373	+1.197	38.493	+2.253
39	193	SCHLANG Daniel	GER	64	49.548	66	2.308	+0.140	38	20.160	+0.984	38.497	+2.257
40	195	SILVA Ebert	BRA	28	52.363	37	2.242	+0.074	37	20.149	+0.973	38.505	+2.265
41	26	STEIN Denzel	USA	40	50.637	64	2.295	+0.127	36	20.147	+0.971	38.508	+2.268
42	173	LAUSTSEN Niclas	DEN	20	53.581	28	2.228	+0.060	33	20.069	+0.893	38.510	+2.270
43	213	WOODCOCK Trent	NZL	1	56.888	30	2.234	+0.066	30	19.999	+0.823	38.627	+2.387
44	191	ANDRESEN Klaus Bøgh	DEN	80	48.000	70	2.317	+0.149	44	20.317	+1.141	38.685	+2.445
45	106	HALUZA Tomáš	CZE	32	51.775	59	2.278	+0.110	48	20.380	+1.204	38.722	+2.482
46	58	KELLER Axel	SUI	55	50.086	36	2.240	+0.072	35	20.141	+0.965	38.782	+2.542
47	247	HOLDSTOCK Dean	RSA	20	53.581	60	2.279	+0.111	50	20.412	+1.236	38.827	+2.587
48	102	THERKILDSEN Morten	DEN	40	50.637	31	2.236	+0.068	42	20.294	+1.118	38.844	+2.604
49	176	McCORMACK Connor	CAN	32	51.775	44	2.256	+0.088	40	20.241	+1.065	38.869	+2.629
50	200	ŠVUB Jan	CZE	5	55.518	42	2.253	+0.085	56	20.569	+1.393	38.892	+2.652
51	152	FOX Nicholas	NZL	55	50.086	57	2.274	+0.106	57	20.618	+1.442	39.050	+2.810
52	94	BROWN James	CAN	64	49.548	16	2.211	+0.043	49	20.405	+1.229	39.256	+3.016
53	206	van GENDT Twan	NED	40	50.637	20	2.220	+0.052	43	20.295	+1.119	39.336	+3.096

## BMX Supercross WC 2010 - Copenhagen (DEN)

Copenhagen - BMX Track

7 MAY 2010  
12:30

Elite Men  
Time Trial Run2



### Results Time Trials with Split Times



Rank	Bike Number	Name	NOC Code	SPEED		START		SPLIT			RUN		
				Rank	Speed	Rank	Time	Behind	Rank	Time	Behind	Time	Behind
54	132	BIRKELAND Aleksander	NOR	12	54.211	37	2.242	+0.074	64	20.910	+1.734	39.538	+3.298
55	170	HOOGLAND Jeffrey	NED	64	49.548	62	2.282	+0.114	60	20.658	+1.482	39.623	+3.383
56	134	BRITO Daniel	BRA	55	50.086	68	2.309	+0.141	55	20.563	+1.387	39.717	+3.477
57	162	GANSER Maximilian	GER	12	54.211	52	2.266	+0.098	52	20.478	+1.302	39.763	+3.523
58	183	PRIMERA Jose Luis	VEN	55	50.086	63	2.286	+0.118	63	20.909	+1.733	40.013	+3.773
59	130	BENETTI Nicholas	CAN	20	53.581	55	2.270	+0.102	66	21.019	+1.843	40.118	+3.878
60	142	CRISTOFOLI Roberto	ITA	12	54.211	51	2.265	+0.097	58	20.629	+1.453	40.297	+4.057
61	182	PERRIER Julian	FRA	26	52.965	17	2.212	+0.044	62	20.898	+1.722	40.310	+4.070
62	139	CREIGHTON Steven	CAN	73	49.021	79	2.388	+0.220	68	21.218	+2.042	40.513	+4.273
63	158	FURLAN Mattia	ITA	32	51.775	78	2.385	+0.217	65	21.018	+1.842	40.698	+4.458
64	138	CHRISTENSEN Lars Hvid	DEN	77	48.505	77	2.383	+0.215	67	21.178	+2.002	41.167	+4.927
65	113	AGUIRRE Elias	CHI	36	51.200	69	2.311	+0.143	69	21.233	+2.057	41.292	+5.052
66	196	KARLIK Viktor	CZE	77	48.505	75	2.357	+0.189	72	21.385	+2.209	41.312	+5.072
67	118	MECHURA Lukas	CZE	28	52.363	61	2.281	+0.113	54	20.518	+1.342	41.334	+5.094
68	360	TESSEMAKER Desmond	NED	64	49.548	73	2.328	+0.160	76	21.715	+2.539	41.426	+5.186
69	852	HUNTER Alex	HKG	40	50.637	39	2.248	+0.080	75	21.547	+2.371	41.851	+5.611
70	189	SCHADOW Michel	GER	73	49.021	81	2.453	+0.285	71	21.373	+2.197	42.203	+5.963
71	180	ØSTERGAARD Andreas	DEN	55	50.086	76	2.361	+0.193	78	21.864	+2.688	42.774	+6.534
72	198	SOJKA Libor	CZE	81	47.505	82	2.545	+0.377	80	22.136	+2.960	42.986	+6.746
73	208	VIRDIS Luca	ITA	40	50.637	72	2.325	+0.157	79	22.094	+2.918	43.589	+7.349
74	172	LAREV Jason	USA	77	48.505	74	2.332	+0.164	74	21.509	+2.333	48.207	+11.967
75	150	FISCHBACH Johannes	GER	12	54.211	58	2.275	+0.107	59	20.635	+1.459	48.441	+12.201
76	274	GAGNU Francky	FRA	28	52.363	71	2.323	+0.155	53	20.494	+1.318	48.526	+12.286
77	46	VODAK Marek	CZE	55	50.086	65	2.304	+0.136	73	21.419	+2.243	48.981	+12.741
78	165	HENRIKSEN Nicklas	DEN	40	50.637	66	2.308	+0.140	70	21.353	+2.177	49.616	+13.376
79	245	JACOBS Toon	BEL	40	50.637	41	2.252	+0.084	61	20.746	+1.570	57.889	+21.649
80	166	FRANSSON Johan	SWE	82	47.020	80	2.411	+0.243	77	21.732	+2.556	1:00.682	+24.442
105		NHLAPO Sifiso	RSA										
125		ANDRE Sylvain	FRA										
179		NYHAUG Tory	CAN										
149		FIELDS Connor	USA										
12		PROKOP Michal	CZE										
777		WILLERS Marc	NZL										
88		BENNETT Kyle	USA										
60		DIAZ MONTANA Jose	COL										
31		MATISONS Arturs	LAT										
103		AGUILUZ Andre Fossa	NOR										
53		GRAVES Jared	AUS										
65		PHILLIPS Liam	GBR										
97		YOUNG Khalen	AUS										
95		NOBLES Barry	USA										
187		REZENDE Renato	BRA										
457		CALLAN Joshua	AUS										
199		HEIJNE Frank	NED										
972		HAMON Thomas	FRA										
69		GODET Damien	FRA										
566		OQUENDO ZABALA Carlos	COL										
37		van GORKOM Jelle	NED										
75		BRADFORD Joey	USA										
43		LAPRAZ Yvan	SUI										
40		BISELING Sander	NED										
120		PELLUARD Vincent	FRA										
80		HERMAN David	USA										



## BMX Supercross WC 2010 - Copenhagen (DEN)

Copenhagen - BMX Track

7 MAY 2010  
12:30

Elite Men  
Time Trial Run2



### Results Time Trials with Split Times



Rank	Bike Number	Name	NOC Code	SPEED		START			SPLIT			RUN	
				Rank	Speed	Rank	Time	Behind	Rank	Time	Behind	Time	Behind
	145	DAUDET Joris	FRA										
	3	MARINO Ramiro	ARG										
	72	van den WILDENBERG Rob	NED										
	121	van der BIEZEN Raymon	NED										
	4	STROMBERGS Maris	LAT										
	91	WILLOUGHBY Sam	AUS										
	13	RINDERKNECHT Roger	SUI	12	54.211	23	2.224	+0.056	81	29.009	+9.833	DNF	DNF
	122	SPRENGERS Kevin	NED	40	50.637	14	2.210	+0.042				DNF	DNF
	52	WONG Steven	HKG									DNS	DNS
	63	SKUJINS Toms	LAT									DNS	DNS
	115	GOUX Lilian	FRA									DNS	DNS
	129	ATHERTON Dan	GBR									DNS	DNS
	155	FRANK Tilen	SLO									DNS	DNS
	160	GALAN CARRASCO Pablo	ESP									DNS	DNS
	164	GUTMANIS Maris	LAT									DNS	DNS
	186	van der KOLK Robin	NED									DNS	DNS
	238	AILLOUD Victor	FRA									DNS	DNS
	336	AGUES Jordy	NED									DNS	DNS

#### Legend:

**DNF** Did Not Finish      **DNS** Did Not Start

## BMX Supercross WC 2010 - Copenhagen (DEN)

Copenhagen - BMX Track

7 MAY 2010  
12:30

Elite Men  
Time Trial Run2



### Results with Intermediate Times



Rank	Bike Number	Name	NOC Code	Run1			Run2			Best Time	Gap
				Time	Split	Rk	Time	Split	Rk		
1	4	STROMBERGS Maris	LAT	<b>35.298</b>	18.582	1				35.298	
2	91	WILLOUGHBY Sam	AUS	<b>35.536</b>	18.844	5				35.536	+0.238
3	149	FIELDS Connor	USA	<b>35.563</b>	18.742	3				35.563	+0.265
4	145	DAUDET Joris	FRA	<b>35.570</b>	18.741	2				35.570	+0.272
5	972	HAMON Thomas	FRA	<b>35.998</b>	18.991	7				35.998	+0.700
6	31	MATISONS Arturs	LAT	<b>36.087</b>	19.162	11				36.087	+0.789
7	37	van GORKOM Jelle	NED	<b>36.154</b>	19.263	18				36.154	+0.856
8	75	BRADFORD Joey	USA	<b>36.170</b>	18.995	8				36.170	+0.872
9	121	van der BIEZEN R	NED	<b>36.185</b>	19.021	9				36.185	+0.887
10	69	GODET Damien	FRA	<b>36.287</b>	19.315	24				36.287	+0.989
11	125	ANDRE Sylvain	FRA	<b>36.294</b>	19.294	21				36.294	+0.996
12	95	NOBLES Barry	USA	<b>36.333</b>	19.400	28				36.333	+1.035
13	65	PHILLIPS Liam	GBR	<b>36.350</b>	18.819	4				36.350	+1.052
14	53	GRAVES Jared	AUS	<b>36.353</b>	19.094	10				36.353	+1.055
15	777	WILLERS Marc	NZL	<b>36.353</b>	19.284	19				36.353	+1.055
16	103	AGUILUZ Andre Fossa	NOR	<b>36.388</b>	19.209	14				36.388	+1.090
17	566	OQUENDO ZABALA C	COL	<b>36.418</b>	19.170	12				36.418	+1.120
18	199	HEIJNE Frank	NED	<b>36.469</b>	19.173	13				36.469	+1.171
19	105	NHLAPO Sifiso	RSA	<b>36.537</b>	19.245	17				36.537	+1.239
20	12	PROKOP Michal	CZE	<b>36.570</b>	19.301	23				36.570	+1.272
21	40	BISSELING Sander	NED	<b>36.631</b>	19.288	20				36.631	+1.333
22	457	CALLAN Joshua	AUS	<b>36.679</b>	19.398	27				36.679	+1.381
23	72	van den WILDENBERG	NED	<b>36.724</b>	18.900	6				36.724	+1.426
24	179	NYHAUG Tory	CAN	<b>36.841</b>	19.497	30				36.841	+1.543
25	3	MARINO Ramiro	ARG	<b>36.842</b>	19.229	15				36.842	+1.544
26	97	YOUNG Khalen	AUS	<b>36.890</b>	19.533	33				36.890	+1.592
27	43	LAPRAZ Yvan	SUI	<b>36.892</b>	19.376	26				36.892	+1.594
28	187	REZENDE Renato	BRA	<b>36.906</b>	19.434	29				36.906	+1.608
29	120	PELLUARD Vincent	FRA	<b>36.940</b>	19.337	25				36.940	+1.642
30	80	HERMAN David	USA	<b>37.063</b>	19.298	22				37.063	+1.765
31	88	BENNETT Kyle	USA	<b>37.154</b>	19.523	31				37.154	+1.856
32	60	DIAZ MONTANA Jose	COL	<b>37.256</b>	19.678	39				37.256	+1.958
33	194	SHARRAH Corben	USA	37.432	19.682	40	<b>36.240</b>	19.185	2	36.240	+0.942
34	181	BLOOMFIELD Marcus	GBR	37.552	20.027	52	<b>36.491</b>	19.511	11	36.491	+1.193
35	32	KARTFJORD Sebastian	NOR	37.504	19.985	49	<b>36.687</b>	19.434	9	36.687	+1.389
36	50	FALLA BUCHELY E	ECU	38.638	20.202	61	<b>36.701</b>	19.286	3	36.701	+1.403
37	133	BRETHAUER Luis	GER	38.000	19.810	43	<b>36.757</b>	19.404	8	36.757	+1.459
38	92	JASPERS Martijn	NED	37.670	19.591	37	<b>36.776</b>	19.370	7	36.776	+1.478
39	316	BROWN Tyler	USA	38.207	19.877	47	<b>37.017</b>	19.292	4	37.017	+1.719
40	207	VEIDE Rihards	LAT	DNF			<b>37.041</b>	19.787	19	37.041	+1.743
41	147	DUBOIS Arnaud	BEL	37.717	19.828	45	<b>37.116</b>	19.793	20	37.116	+1.818
42	77	de WILDE Robert	NED	37.277	19.558	34	<b>37.186</b>	19.328	6	37.186	+1.888
43	5	LONG Nicholas	USA	40.383	20.306	65	<b>37.257</b>	19.598	12	37.257	+1.959
44	373	BLANC Renaud	SUI	38.633	20.259	62	<b>37.342</b>	19.635	14	37.342	+2.044
45	98	ROGERS Jason	USA	37.749	19.618	38	<b>37.367</b>	19.713	16	37.367	+2.069
46	203	TREIMANS Edzus	LAT	51.984	20.696	82	<b>37.396</b>	19.780	18	37.396	+2.098
47	717	JIMINEZ CAICEDO A	COL	1:12.726	19.230	16	<b>37.416</b>	19.765	17	37.416	+2.118
48	161	van de WETERING G	NED	38.301	20.129	58	<b>37.454</b>	19.662	15	37.454	+2.156
49	28	de VECCHI Manuel	ITA	DNF	24.025	111	<b>37.455</b>	19.876	25	37.455	+2.157
50	48	GRAF David	SUI	37.576	19.524	32	<b>37.478</b>	19.794	21	37.478	+2.180
51	61	MEYERS Joshua	USA	37.623	19.569	35	<b>37.488</b>	19.894	27	37.488	+2.190
52	169	GODET Julien	FRA	38.159	19.863	46	<b>37.523</b>	19.886	26	37.523	+2.225
53	205	TUMPACH Stepan	CZE	38.811	20.648	80	<b>37.568</b>	19.859	23	37.568	+2.270

## BMX Supercross WC 2010 - Copenhagen (DEN)

Copenhagen - BMX Track

7 MAY 2010  
12:30

Elite Men  
Time Trial Run2



### Results with Intermediate Times



Rank	Bike Number	Name	NOC Code	Run1			Run2			Best Time	Gap
				Time	Split	Rk	Time	Split	Rk		
54	114	CASTRO HERRERA A	COL	37.697	19.586	36	<b>37.581</b>	19.300	5	37.581	+2.283
55	421	RICCARDI Romain	ITA	<b>37.597</b>	20.161	59	37.622	20.086	34	37.597	+2.299
56	327	van der HEIJDEN Jordy	NED	37.770	19.734	42	<b>37.687</b>	19.480	10	37.687	+2.389
57	108	DESPEAUX Mathieu	FRA	<b>37.504</b>	19.703	41	37.760	19.616	13	37.504	+2.206
58	174	LEJINS Kristers	LAT	38.559	19.997	50	<b>37.896</b>	19.847	22	37.896	+2.598
59	100	BECERINE Cristian	ARG	38.877	20.030	54	<b>37.935</b>	19.176	1	37.935	+2.637
60	56	SALAZAR LOPEZ S I	COL	38.373	20.082	55	<b>37.974</b>	19.958	28	37.974	+2.676
61	55	BATEY Kelvin	IRL	1:09.194	20.262	63	<b>38.036</b>	19.967	29	38.036	+2.738
62	153	SUAREZ Jonathan	VEN	40.476	20.871	87	<b>38.045</b>	20.185	39	38.045	+2.747
63	787	LINDENMEYER T	GER	40.005	20.832	84	<b>38.050</b>	20.051	32	38.050	+2.752
64	117	FANTONI Giacomo	ITA	38.515	20.176	60	<b>38.079</b>	20.001	31	38.079	+2.781
65	215	DECARVALHO E M	BRA	38.429	20.329	66	<b>38.082</b>	20.333	45	38.082	+2.784
66	18	TAMME Lukáš	CZE	DNF			<b>38.254</b>	20.262	41	38.254	+2.956
67	197	DUCHENE Simon	FRA	<b>38.028</b>	19.824	44	38.372	19.873	24	38.028	+2.730
68	167	JAMES Kurt	NZL	41.800	20.583	75	<b>38.447</b>	20.339	46	38.447	+3.149
69	689	BAIER Maik	GER	52.609	22.295	110	<b>38.451</b>	20.414	51	38.451	+3.153
70	38	MATSUSHITA Tatsumi	JPN	39.706	20.905	89	<b>38.493</b>	20.373	47	38.493	+3.195
71	193	SCHLANG Daniel	GER	39.070	20.496	72	<b>38.497</b>	20.160	38	38.497	+3.199
72	195	SILVA Ebert	BRA	42.031	21.880	105	<b>38.505</b>	20.149	37	38.505	+3.207
73	26	STEIN Denzel	USA	DNF	24.062	112	<b>38.508</b>	20.147	36	38.508	+3.210
74	173	LAUSTSEN Niclas	DEN	<b>38.306</b>	20.123	57	38.510	20.069	33	38.306	+3.008
75	213	WOODCOCK Trent	NZL	1:37.838	20.301	64	<b>38.627</b>	19.999	30	38.627	+3.329
76	191	ANDRESEN K B	DEN	<b>38.588</b>	20.426	69	38.685	20.317	44	38.588	+3.290
77	106	HALUZA Tomáš	CZE	38.734	20.462	71	<b>38.722</b>	20.380	48	38.722	+3.424
78	58	KELLER Axel	SUI	<b>38.607</b>	19.915	48	38.782	20.141	35	38.607	+3.309
79	247	HOLDSTOCK Dean	RSA	46.550	21.021	94	<b>38.827</b>	20.412	50	38.827	+3.529
80	102	THERKILDSEN Morten	DEN	<b>37.981</b>	20.011	51	38.844	20.294	42	37.981	+2.683
81	176	McCORMACK Connor	CAN	39.785	20.855	85	<b>38.869</b>	20.241	40	38.869	+3.571
82	200	ŠVUB Jan	CZE	39.694	20.855	85	<b>38.892</b>	20.569	56	38.892	+3.594
83	152	FOX Nicholas	NZL	39.865	20.686	81	<b>39.050</b>	20.618	57	39.050	+3.752
84	94	BROWN James	CAN	47.556	20.761	83	<b>39.256</b>	20.405	49	39.256	+3.958
85	206	van GENDT Twan	NED	39.665	20.333	67	<b>39.336</b>	20.295	43	39.336	+4.038
86	132	BIRKELAND A	NOR	DNF			<b>39.538</b>	20.910	64	39.538	+4.240
87	170	HOOGLAND Jeffrey	NED	40.212	20.929	92	<b>39.623</b>	20.658	60	39.623	+4.325
88	134	BRITO Daniel	BRA	<b>38.860</b>	20.379	68	39.717	20.563	55	38.860	+3.562
89	162	GANSER Maximilian	GER	40.049	20.591	76	<b>39.763</b>	20.478	52	39.763	+4.465
90	183	PRIMERA Jose Luis	VEN	58.205	21.380	96	<b>40.013</b>	20.909	63	40.013	+4.715
91	130	BENETTI Nicholas	CAN	40.488	20.616	77	<b>40.118</b>	21.019	66	40.118	+4.820
92	142	CRISTOFOLI Roberto	ITA	<b>40.231</b>	20.618	78	40.297	20.629	58	40.231	+4.933
93	182	PERRIER Julian	FRA	<b>39.290</b>	20.433	70	40.310	20.898	62	39.290	+3.992
94	139	CREIGHTON Steven	CAN	41.505	21.578	101	<b>40.513</b>	21.218	68	40.513	+5.215
95	158	FURLAN Mattia	ITA	<b>40.017</b>	20.924	91	40.698	21.018	65	40.017	+4.719
96	138	CHRISTENSEN L H	DEN	<b>40.570</b>	20.955	93	41.167	21.178	67	40.570	+5.272
97	113	AGUIRRE Elias	CHI	41.755	21.167	95	<b>41.292</b>	21.233	69	41.292	+5.994
98	196	KARLIK Viktor	CZE	41.389	21.559	100	<b>41.312</b>	21.385	72	41.312	+6.014
99	118	MECHURA Lukas	CZE	<b>40.005</b>	20.914	90	41.334	20.518	54	40.005	+4.707
100	360	TESSEMAKER D	NED	42.004	21.893	106	<b>41.426</b>	21.715	76	41.426	+6.128
101	852	HUNTER Alex	HKG	43.740	21.761	104	<b>41.851</b>	21.547	75	41.851	+6.553
102	189	SCHADOW Michel	GER	43.217	21.985	108	<b>42.203</b>	21.373	71	42.203	+6.905
103	180	ØSTERGAARD A	DEN	<b>42.259</b>	21.898	107	42.774	21.864	78	42.259	+6.961
104	198	SOJKA Libor	CZE	<b>41.734</b>	22.168	109	42.986	22.136	80	41.734	+6.436
105	208	VIRDIS Luca	ITA	<b>42.918</b>	21.639	103	43.589	22.094	79	42.918	+7.620
106	172	LAREV Jason	USA	<b>41.422</b>	21.461	97	48.207	21.509	74	41.422	+6.124



## BMX Supercross WC 2010 - Copenhagen (DEN)

Copenhagen - BMX Track

7 MAY 2010  
12:30

Elite Men  
Time Trial Run2



### Results with Intermediate Times



Rank	Bike Number	Name	NOC Code	Run1			Run2			Best Time	Gap
				Time	Split	Rk	Time	Split	Rk		
107	150	FISCHBACH Johannes	GER	49.846	20.628	79	<b>48.441</b>	20.635	59	48.441	+13.143
108	274	GAGNU Francky	FRA	<b>41.810</b>	20.890	88	48.526	20.494	53	41.810	+6.512
109	46	VODAK Marek	CZE	<b>42.503</b>	21.553	99	48.981	21.419	73	42.503	+7.205
110	165	HENRIKSEN Nicklas	DEN	<b>40.515</b>	21.610	102	49.616	21.353	70	40.515	+5.217
111	245	JACOBS Toon	BEL	1:03.202	20.531	74	<b>57.889</b>	20.746	61	57.889	+22.591
112	166	FRANSSON Johan	SWE	<b>43.039</b>	21.507	98	1:00.682	21.732	77	43.039	+7.741
113	13	RINDERKNECHT R	SUI	<b>38.030</b>	20.029	53	DNF	29.009	81	38.030	+2.732
114	122	SPRENGERS Kevin	NED	<b>38.905</b>	20.496	72	DNF			38.905	+3.607
	52	WONG Steven	HKG	DNF	20.094	56	DNS			DSQ	
	63	SKUJINS Toms	LAT	DNS			DNS			DSQ	
	115	GOUX Lilian	FRA	DNS			DNS			DSQ	
	129	ATHERTON Dan	GBR	DNS			DNS			DSQ	
	155	FRANK Tilen	SLO	DNS			DNS			DSQ	
	160	GALAN CARRASCO P	ESP	DNS			DNS			DSQ	
	164	GUTMANIS Maris	LAT	DNS			DNS			DSQ	
	186	van der KOLK Robin	NED	DNS			DNS			DSQ	
	238	AILLOUD Victor	FRA	DNS			DNS			DSQ	
	336	AGUES Jordy	NED	DNS			DNS			DSQ	

#### Note:

In this phase the times achieved in the two runs are not added. Riders are ranked by their best time in either of the two runs. Gap time in the last column shows the time behind of the leaders best time.

#### Legend:

**DNF** Did Not Finish      **DNS** Did Not Start      **DSQ** Disqualified

## BMX Supercross WC 2010 - Copenhagen (DEN)

Copenhagen - BMX Track

8 MAY 2010  
13:30

Elite Women  
Qualifying Run3



### Results



Rank	Bike Number	Name	NOC Code	Run1	Run2	Run3	Total	
HEAT 1	1	96 WALKER Sarah	NZL	39.812 (1)	39.888 (1)	39.262 (1)	3	Q
	2	50 POTTIER Magalie	FRA	40.847 (2)	40.413 (2)	40.132 (2)	6	Q
	3	121 VERHAGEN Ashley	USA	41.396 (4)	40.882 (3)	41.703 (3)	10	Q
	4	39 CARR Amanda	USA	1:08.020 (8)	42.043 (4)	42.398 (4)	16	Q
	5	222 RIMSAITE Vilma	LTU	42.352 (5)	44.021 (6)	43.731 (5)	16	
	6	104 CRAIN Brooke	USA	42.764 (6)	44.018 (5)	44.065 (6)	17	
	7	8 DIAZ Maria Gabriela	ARG	41.173 (3)	44.091 (7)	44.284 (7)	17	
	8	2 AILLOUD Eva	FRA	55.401 (7)	55.636 (8)	58.947 (8)	23	
HEAT 2	1	68 BUCHANAN Caroline	AUS	40.757 (1)	40.999 (1)	40.260 (1)	3	Q
	2	100 PAJON Mariana	COL	40.961 (2)	44.610 (3)	40.725 (2)	7	Q
	3	44 SEESING Joyce	NED	41.944 (5)	41.942 (2)	41.226 (4)	11	Q
	4	55 CALLISTO Nicole	AUS	41.073 (3)	59.751 (6)	40.927 (3)	12	Q
	5	112 le ROUX Enora	FRA	45.591 (8)	46.083 (4)	44.730 (5)	17	
	6	107 HERIJGERS Maartje	NED	45.471 (7)	46.611 (5)	45.058 (6)	18	
	7	31 GEVING Amanda	USA	41.354 (4)	DNF (8)	DNS (10)	22	
	8	114 SMULDERS Laura	NED	42.114 (6)	DNF (8)	DNS (10)	24	
HEAT 3	1	118 READE Shanaze	GBR	39.777 (1)	39.628 (1)	39.564 (1)	3	Q
	2	4 HORÁKOVÁ Jana	CZE	42.105 (3)	41.021 (3)	43.002 (5)	11	Q
	3	15 MARTIN Arielle	USA	1:38.696 (8)	40.420 (2)	40.143 (2)	12	Q
	4	103 BRACKEN Rachel	AUS	1:13.850 (7)	41.077 (4)	40.907 (3)	14	Q
	5	108 HERNANDEZ Stefany	VEN	41.223 (2)	DNF (8)	41.782 (4)	14	
	6	124 RUNGE Regula	GER	44.633 (6)	47.363 (6)	45.720 (6)	18	
	7	27 LABOUNKOVA Romana	CZE	42.129 (4)	1:09.567 (7)	46.529 (7)	18	
	8	95 COTTEREAU Blandine	FRA	43.833 (5)	44.139 (5)	1:04.045 (8)	18	
HEAT 4	1	22 le CORGUILLÉ Laëtitia	FRA	39.999 (1)	39.880 (1)	39.266 (1)	3	Q
	2	52 HLADIKOVA Aneta	CZE	40.659 (2)	43.039 (4)	40.320 (2)	8	Q
	3	11 POST Alise	USA	40.710 (3)	41.085 (3)	41.040 (3)	9	Q
	4	75 van BENTHEM Merle	NED	42.922 (5)	40.821 (2)	44.643 (7)	14	Q
	5	110 le CORGUILLÉ Audrey	FRA	44.917 (6)	47.315 (5)	44.465 (6)	17	
	6	21 REYNOLDS Lauren	AUS	1:15.531 (8)	55.861 (6)	41.670 (4)	18	
	7	109 JEPSSEN Mette	DEN	42.918 (4)	1:24.407 (7)	45.126 (8)	19	
	8	91 van HOOFF Elke	BEL	45.383 (7)	DNF (8)	42.489 (5)	20	

**Qualification Rule:** best 4 riders from each heat after 3 runs qualify for the next round. Remainder are eliminated.

#### Legend:

DNF Did Not Finish      DNS Did Not Start      Q Qualified



Copenhagen - BMX Track  
8 MAY 2010  
13:30

## BMX Supercross WC 2010 - Copenhagen (DEN)

Elite Women  
Qualifying



### Moto Sheets



#### Heat 1

Rank	Bike Number	Name	NOC Code	Run1			Run2			Run3			Total Points	
				Gate Select. Order	Time	Pts Rank	Gate Select. Order	Time	Pts Rank	Gate Select. Order	Time	Pts Rank		
1	96	WALKER Sarah	NZL	1	39.812	(1)	1	39.888	(1)	1	39.262	(1)	1	3
2	50	POTTIER Magalie	FRA	3	40.847	(2)	2	40.413	(2)	2	40.132	(2)	2	6
3	121	VERHAGEN Ashley	USA	6	41.396	(4)	4	40.882	(3)	3	41.703	(3)	3	10
4	39	CARR Amanda	USA	2	1:08.020	(8)	8	42.043	(4)	4	42.398	(4)	4	16
5	222	RIMSAITE Vilma	LTU	7	42.352	(5)	5	44.021	(6)	6	43.731	(5)	5	16
6	104	CRAIN Brooke	USA	4	42.764	(6)	6	44.018	(5)	5	44.065	(6)	6	17
7	8	DIAZ Maria Gabriela	ARG	5	41.173	(3)	3	44.091	(7)	7	44.284	(7)	7	17
8	2	ALLOUD Eva	FRA	8	55.401	(7)	7	55.636	(8)	8	58.947	(8)	8	23







Copenhagen - BMX Track  
8 MAY 2010  
13:30

## BMX Supercross WC 2010 - Copenhagen (DEN)

Elite Women  
Qualifying



### Moto Sheets



#### Heat 2

Rank	Bike Number	Name	NOC Code	Run1			Run2			Run3			Total Points	
				Gate Select. Order	Time	Pts Rank	Gate Select. Order	Time	Pts Rank	Gate Select. Order	Time	Pts Rank		
1	68	BUCHANAN Caroline	AUS	1	40.757	(1)	1	40.999	(1)	1	40.260	(1)	3	Q
2	100	PAJON Mariana	COL	4	40.961	(2)	2	44.610	(3)	3	40.725	(2)	7	Q
3	44	SEESING Joyce	NED	3	41.944	(5)	5	41.942	(2)	2	41.226	(4)	4	Q
4	55	CALLISTO Nicole	AUS	5	41.073	(3)	3	59.751	(6)	6	40.927	(3)	3	Q
5	112	le ROUX Enora	FRA	7	45.591	(8)	8	46.083	(4)	4	44.730	(5)	5	17
6	107	HEREIJGERS Maartje	NED	8	45.471	(7)	7	46.611	(5)	5	45.058	(6)	6	18
7	31	GEVING Amanda	USA	2	41.354	(4)	4	DNF	(8)	7	DNF	(10)	7	22
8	114	SMULDERS Laura	NED	6	42.114	(6)	6	DNF	(8)	7	DNF	(10)	7	24





Copenhagen - BMX Track  
8 MAY 2010  
13:30

## BMX Supercross WC 2010 - Copenhagen (DEN)

Elite Women  
Qualifying



### Moto Sheets



#### Heat 3

Rank	Bike Number	Name	NOC Code	Run1			Run2			Run3			Total Points	
				Gate Select. Order	Time	Pts Rank	Gate Select. Order	Time	Pts Rank	Gate Select. Order	Time	Pts Rank		
1	118	READE Shanaze	GBR	1	39.777	(1)	1	39.628	(1)	1	39.564	(1)	3	Q
2	4	HORÁKOVÁ Jana	CZE	4	42.105	(3)	3	41.021	(3)	3	43.002	(5)	5	Q
3	15	MARTIN Arielle	USA	3	1:38.696	(8)	8	40.420	(2)	2	40.143	(2)	2	Q
4	103	BRACKEN Rachel	AUS	2	1:13.850	(7)	7	41.077	(4)	4	40.907	(3)	3	Q
5	108	HERNANDEZ Stefany	VEN	5	41.223	(2)	2	DNF		8	41.782	(4)	4	14
6	124	RUNGE Regula	GER	8	44.633	(6)	6	47.363	(6)	6	45.720	(6)	6	18
7	27	LABOUNKOVA Romana	CZE	6	42.129	(4)	4	1:09.567	(7)	7	46.529	(7)	7	18
8	95	COTTEREAU Blandine	FRA	7	43.833	(5)	5	44.139	(5)	5	1:04.045	(8)	8	18



TURN ON TOMORROW



# BMX Supercross WC 2010 - Copenhagen (DEN)

Copenhagen - BMX Track  
8 MAY 2010  
13:30

Elite Women  
Qualifying



## Moto Sheets



### Heat 4

Rank	Bike Number	Name	NOC Code	Run1			Run2			Run3			Total Points	
				Gate Select. Order	Time	Pts Rank	Gate Select. Order	Time	Pts Rank	Gate Select. Order	Time	Pts Rank		
1	22	le CORGUILLE Laëtitia	FRA	1	39.999	(1)	1	39.880	(1)	1	39.266	(1)	3	Q
2	52	HLADIKOVA Aneta	CZE	2	40.659	(2)	2	43.039	(4)	4	40.320	(2)	8	Q
3	11	POST Alise	USA	3	40.710	(3)	3	41.085	(3)	3	41.040	(3)	9	Q
4	75	van BENTHEM Merle	NED	4	42.922	(5)	5	40.821	(2)	2	44.643	(7)	14	Q
5	110	le CORGUILLE Audrey	FRA	8	44.917	(6)	6	47.315	(5)	5	44.465	(6)	17	
6	21	REYNOLDS Lauren	AUS	6	1:15.531	(8)	8	55.861	(6)	6	41.670	(4)	18	
7	109	JEPSEN Mette	DEN	7	42.918	(4)	4	1:24.407	(7)	7	45.126	(8)	19	
8	91	van HOOF Eike	BEL	5	45.383	(7)	7	DNF	(8)	8	42.489	(5)	20	



## BMX Supercross WC 2010 - Copenhagen (DEN)

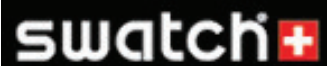
Copenhagen - BMX Track

8 MAY 2010  
13:30

Elite Men  
Qualifying Run3



### Results



Rank	Bike Number	Name	NOC Code	Run1	Run2	Run3	Total	
HEAT 1	1	4 STROMBERGS Maris	LAT	35.673 (1)	35.314 (1)	34.874 (1)	3	Q
	2	194 SHARRAH Corben	USA	35.760 (2)	35.467 (2)	34.887 (2)	6	Q
	3	566 OQUENDO ZABALA Carlos	COL	35.962 (3)	36.609 (3)	36.940 (5)	11	Q
	4	161 van de WETERING Glenn	NED	37.394 (7)	37.021 (5)	36.231 (3)	15	Q
	5	103 AGUILUZ Andre Fossa	NOR	36.395 (4)	37.380 (7)	37.106 (6)	17	
	6	60 DIAZ MONTANA Jose	COL	36.862 (5)	36.758 (4)	39.351 (8)	17	
	7	28 de VECCHI Manuel	ITA	55.750 (8)	37.242 (6)	36.706 (4)	18	
	8	117 FANTONI Giacomo	ITA	36.944 (6)	37.587 (8)	37.901 (7)	21	
HEAT 2	1	75 BRADFORD Joey	USA	35.924 (1)	35.523 (1)	35.337 (1)	3	Q
	2	121 van der BIEZEN Raymon	NED	36.178 (2)	36.257 (3)	35.635 (2)	7	Q
	3	179 NYHAUG Tory	CAN	36.307 (3)	35.963 (2)	36.156 (4)	9	Q
	4	3 MARINO Ramiro	ARG	36.455 (4)	37.040 (6)	35.899 (3)	13	Q
	5	108 DESPEAUX Mathieu	FRA	36.506 (5)	36.383 (4)	36.180 (5)	14	
	6	327 van der HEIJDEN Jordy	NED	37.331 (7)	36.775 (5)	1:01.705 (8)	20	
	7	207 VEIDE Rihards	LAT	37.886 (8)	37.297 (7)	36.941 (6)	21	
	8	147 DUBOIS Arnaud	BEL	36.926 (6)	37.681 (8)	39.871 (7)	21	
HEAT 3	1	145 DAUDET Joris	FRA	35.265 (1)	35.007 (1)	34.934 (1)	3	Q
	2	65 PHILLIPS Liam	GBR	35.464 (2)	35.153 (2)	35.501 (2)	6	Q
	3	12 PROKOP Michal	CZE	35.969 (3)	36.038 (3)	35.945 (4)	10	Q
	4	120 PELLUARD Vincent	FRA	36.195 (4)	37.380 (5)	36.209 (5)	14	Q
	5	50 FALLA BUCHELY Emilio	ECU	38.150 (6)	43.548 (6)	35.872 (3)	15	
	6	98 ROGERS Jason	USA	37.083 (5)	36.753 (4)	36.667 (6)	15	
	7	169 GODET Julien	FRA	1:13.260 (8)	1:05.354 (7)	36.839 (7)	22	
	8	55 BATEY Kelvin	IRL	39.032 (7)	DNF (8)	38.730 (8)	23	
HEAT 4	1	972 HAMON Thomas	FRA	35.651 (2)	35.617 (1)	35.259 (1)	4	Q
	2	40 BISSELING Sander	NED	36.931 (5)	36.193 (3)	35.841 (2)	10	Q
	3	95 NOBLES Barry	USA	35.382 (1)	35.778 (2)	55.901 (7)	10	Q
	4	133 BRETHAUER Luis	GER	36.387 (3)	37.860 (7)	36.238 (3)	13	Q
	5	187 REZENDE Renato	BRA	36.578 (4)	36.359 (4)	50.528 (6)	14	
	6	373 BLANC Renaud	SUI	37.146 (6)	37.563 (6)	36.730 (4)	16	
	7	205 TUMPACH Stepan	CZE	40.966 (7)	37.356 (5)	37.857 (5)	17	
	8	56 SALAZAR LOPEZ S I	COL	DNF (8)	38.871 (8)	DNF (8)	24	
HEAT 5	1	91 WILLOUGHBY Sam	AUS	35.053 (1)	34.829 (1)	34.694 (1)	3	Q
	2	717 JIMINEZ CAICEDO Andres	COL	35.902 (3)	34.965 (2)	34.808 (2)	7	Q
	3	777 WILLERS Marc	NZL	35.708 (2)	35.783 (3)	35.279 (3)	8	Q
	4	181 BLOOMFIELD Marcus	GBR	35.913 (4)	36.018 (4)	35.352 (4)	12	Q
	5	48 GRAF David	SUI	37.613 (7)	37.232 (6)	36.573 (5)	18	
	6	787 LINDENMEYER Thorsten	GER	37.141 (5)	36.498 (5)	42.273 (8)	18	
	7	199 HEIJNE Frank	NED	37.426 (6)	51.525 (8)	38.460 (6)	20	
	8	88 BENNETT Kyle	USA	38.776 (8)	38.022 (7)	39.541 (7)	22	



## BMX Supercross WC 2010 - Copenhagen (DEN)

Copenhagen - BMX Track

8 MAY 2010  
13:30

Elite Men  
Qualifying Run3



### Results



	Rank	Bike Number	Name	NOC Code	Run1		Run2		Run3		Total	
HEAT 6	1	97	YOUNG Khalen	AUS	36.662	(3)	35.953	(1)	35.628	(1)	5	Q
	2	69	GODET Damien	FRA	37.302	(5)	36.536	(2)	36.003	(3)	10	Q
	3	37	van GORKOM Jelle	NED	36.133	(2)	37.040	(5)	36.341	(4)	11	Q
	4	77	de WILDE Robert	NED	35.908	(1)	36.692	(3)	DNF	(8)	12	Q
	5	421	RICCARDI Romain	ITA	36.950	(4)	36.722	(4)	37.439	(6)	14	
	6	316	BROWN Tyler	USA	37.757	(7)	38.240	(7)	35.879	(2)	16	
	7	72	van den WILDENBERG Rob	NED	37.407	(6)	37.043	(6)	37.322	(5)	17	
	8	174	LEJINS Kristers	LAT	38.011	(8)	41.657	(8)	38.172	(7)	23	
HEAT 7	1	149	FIELDS Connor	USA	35.150	(1)	35.146	(1)	35.691	(1)	3	Q
	2	53	GRAVES Jared	AUS	35.842	(2)	37.130	(6)	36.001	(2)	10	Q
	3	203	TREIMANS Edzus	LAT	36.430	(5)	35.911	(3)	36.074	(3)	11	Q
	4	105	NHLAPO Sifiso	RSA	37.290	(7)	35.528	(2)	36.332	(4)	13	Q
	5	80	HERMAN David	USA	36.183	(3)	36.508	(4)	37.269	(6)	13	
	6	32	KARTFJORD Sebastian	NOR	37.094	(6)	37.234	(7)	37.136	(5)	18	
	7	153	SUAREZ Jonathan	VEN	37.693	(8)	36.583	(5)	37.762	(7)	20	
	8	61	MEYERS Joshua	USA	36.377	(4)	38.617	(8)	42.755	(8)	20	
HEAT 8	1	43	LAPRAZ Yvan	SUI	36.488	(3)	36.339	(1)	35.279	(1)	5	Q
	2	31	MATISONS Arturs	LAT	36.380	(2)	36.959	(2)	35.580	(2)	6	Q
	3	125	ANDRE Sylvain	FRA	36.686	(4)	37.420	(3)	35.623	(3)	10	Q
	4	5	LONG Nicholas	USA	35.882	(1)	1:32.310	(7)	35.769	(4)	12	Q
	5	114	CASTRO HERRERA Augusto	COL	37.903	(7)	38.436	(5)	36.180	(5)	17	
	6	92	JASPERS Martijn	NED	37.346	(5)	1:01.398	(6)	36.915	(6)	17	
	7	457	CALLAN Joshua	AUS	38.442	(8)	38.341	(4)	37.814	(7)	19	
	8	100	BECERINE Cristian	ARG	37.765	(6)	DNF	(8)	DNS	(10)	24	

**Qualification Rule:** best 4 riders from each heat after 3 runs qualify for the next round. Remainder are eliminated.

#### Legend:

**DNF** Did Not Finish      **DNS** Did Not Start      **Q** Qualified



Copenhagen - BMX Track

8 MAY 2010  
13:30

# BMX Supercross WC 2010 - Copenhagen (DEN)

Elite Men  
Qualifying



## Moto Sheets



### Heat 1

Rank	Bike Number	Name	NOC Code	Run1			Run2			Run3			Total Points
				Gate Select. Order	Time	Pts Rank	Gate Select. Order	Time	Pts Rank	Gate Select. Order	Time	Pts Rank	
1	4	STROMBERGS Maris	LAT	1	35.673	(1)	1	35.314	(1)	1	34.874	(1)	3
2	194	SHARRAH Corben	USA	5	35.760	(2)	2	35.467	(2)	2	34.887	(2)	6
3	566	OQUEENDO ZABALA Carlos	COL	3	35.962	(3)	3	36.609	(3)	3	36.940	(5)	11
4	161	van de WETERING Glenn	NED	6	37.394	(7)	7	37.021	(5)	5	36.231	(3)	15
5	103	AGUILUZ Andre Fossa	NOR	2	36.395	(4)	4	37.380	(7)	7	37.106	(6)	17
6	60	DIAZ MONTANA Jose	COL	4	36.862	(5)	5	36.758	(4)	4	39.351	(8)	17
7	28	de VECCHI Manuel	ITA	7	55.750	(8)	8	37.242	(6)	6	36.706	(4)	18
8	117	FANTONI Giacomo	ITA	8	36.944	(6)	6	37.587	(8)	8	37.901	(7)	21





Copenhagen - BMX Track  
8 MAY 2010  
13:30

## BMX Supercross WC 2010 - Copenhagen (DEN)

Elite Men  
Qualifying



### Moto Sheets



#### Heat 2

Rank	Bike Number	Name	NOC Code	Run1			Run2			Run3			Total Points
				Gate Select. Order	Time	Pts Rank	Gate Select. Order	Time	Pts Rank	Gate Select. Order	Time	Pts Rank	
1	75	BRADFORD Joey	USA	1	35.924	(1)	1	35.523	(1)	1	35.337	(1)	3 Q
2	121	van der BIEZEN Raymon	NED	2	36.178	(2)	2	36.257	(3)	3	35.635	(2)	7 Q
3	179	NYHAUG Tory	CAN	3	36.307	(3)	3	35.963	(2)	2	36.156	(4)	9 Q
4	3	MARINO Ramiro	ARG	4	36.455	(4)	4	37.040	(6)	6	35.899	(3)	13 Q
5	108	DESPEAUX Mathieu	FRA	8	36.506	(5)	5	36.383	(4)	4	36.180	(5)	14
6	327	van der HEIJDEN Jordy	NED	7	37.331	(7)	7	36.775	(5)	5	1:01.705	(8)	20
7	207	VEIDE Rihards	LAT	5	37.886	(8)	8	37.297	(7)	7	36.941	(6)	21
8	147	DUBOIS Arnaud	BEL	6	36.926	(6)	6	37.681	(8)	8	39.871	(7)	21





Copenhagen - BMX Track  
8 MAY 2010  
13:30

## BMX Supercross WC 2010 - Copenhagen (DEN)

Elite Men  
Qualifying



### Moto Sheets



#### Heat 3

Rank	Bike Number	Name	NOC Code	Run1			Run2			Run3			Total Points	
				Gate Select. Order	Time	Pts Rank	Gate Select. Order	Time	Pts Rank	Gate Select. Order	Time	Pts Rank		
1	145	DAUDET Joris	FRA	1	35.265	(1)	1	35.007	(1)	1	34.934	(1)	3	Q
2	65	PHILLIPS Liam	GBR	2	35.464	(2)	2	35.153	(2)	2	35.501	(2)	6	Q
3	12	PROKOP Michal	CZE	3	35.969	(3)	3	36.038	(3)	3	35.945	(4)	10	Q
4	120	PELLUARD Vincent	FRA	4	36.195	(4)	4	37.380	(5)	5	36.209	(5)	14	Q
5	50	FALLA BUCHELY Emilio	ECU	5	38.150	(6)	6	43.548	(6)	6	35.872	(3)	3	15
6	98	ROGERS Jason	USA	6	37.083	(5)	5	36.753	(4)	4	36.667	(6)	6	15
7	169	GODET Julien	FRA	7	1:13.260	(8)	8	1:05.354	(7)	7	36.839	(7)	7	22
8	55	BATEY Kelvin	IRL	8	39.032	(7)	7	DNF	(8)	8	38.730	(8)	8	23







Copenhagen - BMX Track  
8 MAY 2010  
13:30

## BMX Supercross WC 2010 - Copenhagen (DEN)

Elite Men  
Qualifying



### Moto Sheets



#### Heat 4

Rank	Bike Number	Name	NOC Code	Run1			Run2			Run3			Total Points			
				Gate Select. Order	Time	Pts Rank	Gate Select. Order	Time	Pts Rank	Gate Select. Order	Time	Pts Rank				
1	972	HAMON Thomas	FRA	1	35.651	(2)	2	2	35.617	(1)	1	1	35.259	(1)	1	4
2	40	BISSELING Sander	NED	3	36.931	(5)	5	5	36.193	(3)	3	3	35.841	(2)	2	10
3	95	NOBLES Barry	USA	2	35.382	(1)	1	1	35.778	(2)	2	2	55.901	(7)	7	10
4	133	BRETHAUER Luis	GER	5	36.387	(3)	3	3	37.860	(7)	7	7	36.238	(3)	3	13
5	187	REZENDE Renato	BRA	4	36.578	(4)	4	4	36.359	(4)	4	4	50.528	(6)	6	14
6	373	BLANC Renaud	SUI	6	37.146	(6)	6	6	37.563	(6)	6	6	36.730	(4)	4	16
7	205	TUMPACH Stepan	CZE	7	40.966	(7)	7	7	37.356	(5)	5	5	37.857	(5)	5	17
8	56	SALAZAR LOPEZ Sergio Ignacio	COL	8	DNF	(8)	8	8	38.871	(8)	8	8	DNF	(8)	8	24



TURN ON TOMORROW



Copenhagen - BMX Track  
8 MAY 2010  
13:30

## BMX Supercross WC 2010 - Copenhagen (DEN)

Elite Men  
Qualifying



### Moto Sheets



#### Heat 5

Rank	Bike Number	Name	NOC Code	Run1			Run2			Run3			Total Points
				Gate Select. Order	Time	Pts Rank	Gate Select. Order	Time	Pts Rank	Gate Select. Order	Time	Pts Rank	
1	91	WILLOUGHBY Sam	AUS	1	35.053	(1)	1	34.829	(1)	1	34.694	(1)	3
2	717	JIMINEZ CAICEDO Andres	COL	6	35.902	(3)	3	34.965	(2)	2	34.808	(2)	7
3	777	WILLERS Marc	NZL	2	35.708	(2)	2	35.783	(3)	3	35.279	(3)	8
4	181	BLOOMFIELD Marcus	GBR	5	35.913	(4)	4	36.018	(4)	4	35.352	(4)	12
5	48	GRAF David	SUI	7	37.613	(7)	7	37.232	(6)	6	36.573	(5)	18
6	787	LINDENMEYER Thorsten	GER	8	37.141	(5)	5	36.498	(5)	5	42.273	(8)	18
7	199	HEIJNE Frank	NED	3	37.426	(6)	6	51.525	(8)	8	38.460	(6)	20
8	88	BENNETT Kyle	USA	4	38.776	(8)	8	38.022	(7)	7	39.541	(7)	22





# BMX Supercross WC 2010 - Copenhagen (DEN)

Copenhagen - BMX Track

8 MAY 2010  
13:30

Elite Men  
Qualifying



## Moto Sheets



### Heat 6

Rank	Bike Number	Name	NOC Code	Run1			Run2			Run3			Total Points	
				Gate Select. Order	Time	Pts Rank	Gate Select. Order	Time	Pts Rank	Gate Select. Order	Time	Pts Rank		
1	97	YOUNG Khalen	AUS	4	36.662	(3)	3	35.953	(1)	1	35.628	(1)	1	5
2	69	GODET Damien	FRA	2	37.302	(5)	5	36.536	(2)	2	36.003	(3)	3	10
3	37	van GORKOM Jelle	NED	1	36.133	(2)	2	37.040	(5)	5	36.341	(4)	4	11
4	77	de WILDE Robert	NED	6	35.908	(1)	1	36.692	(3)	3	DNF	(8)	8	12
5	421	RICCARDI Romain	ITA	7	36.950	(4)	4	36.722	(4)	4	37.439	(6)	6	14
6	316	BROWN Tyler	USA	5	37.757	(7)	7	38.240	(7)	7	35.879	(2)	2	16
7	72	van den WILDENBERG Rob	NED	3	37.407	(6)	6	37.043	(6)	6	37.322	(5)	5	17
8	174	LEJINS Kristers	LAT	8	38.011	(8)	8	41.657	(8)	8	38.172	(7)	7	23





Copenhagen - BMX Track  
8 MAY 2010  
13:30

## BMX Supercross WC 2010 - Copenhagen (DEN)

Elite Men  
Qualifying



### Moto Sheets



#### Heat 7

Rank	Bike Number	Name	NOC Code	Run1			Run2			Run3			Total Points
				Gate Select. Order	Time	Pts Rank	Gate Select. Order	Time	Pts Rank	Gate Select. Order	Time	Pts Rank	
1	149	FIELDS Connor	USA	1	35.150	(1)	1	35.146	(1)	1	35.691	(1)	3
2	53	GRAVES Jared	AUS	2	35.842	(2)	2	37.130	(6)	6	36.001	(2)	10
3	203	TREIMANS Edzus	LAT	6	36.430	(5)	3	35.911	(3)	3	36.074	(3)	11
4	105	NHLAPO Sifiso	RSA	3	37.290	(7)	7	35.528	(2)	2	36.332	(4)	13
5	80	HERMAN David	USA	4	36.183	(3)	3	36.508	(4)	4	37.269	(6)	13
6	32	KARTFJORD Sebastian	NOR	5	37.094	(6)	6	37.234	(7)	7	37.136	(5)	18
7	153	SUAREZ Jonathan	VEN	8	37.693	(8)	8	36.583	(5)	5	37.762	(7)	20
8	61	MEYERS Joshua	USA	7	36.377	(4)	4	38.617	(8)	8	42.755	(8)	20







Copenhagen - BMX Track  
8 MAY 2010  
13:30

## BMX Supercross WC 2010 - Copenhagen (DEN)

Elite Men  
Qualifying



### Moto Sheets



#### Heat 8

Rank	Bike Number	Name	NOC Code	Run1			Run2			Run3			Total Points	
				Gate Select. Order	Time	Pts Rank	Gate Select. Order	Time	Pts Rank	Gate Select. Order	Time	Pts Rank		
1	43	LAPRAZ Yvan	SUI	4	36.488	(3)	3	36.339	(1)	1	35.279	(1)	1	5 Q
2	31	MATISSONS Arturs	LAT	1	36.380	(2)	2	36.959	(2)	2	35.580	(2)	2	6 Q
3	125	ANDRE Sylvain	FRA	2	36.686	(4)	4	37.420	(3)	3	35.623	(3)	3	10 Q
4	5	LONG Nicholas	USA	6	35.882	(1)	1	1:32.310	(7)	7	35.769	(4)	4	12 Q
5	114	CASTRO HERRERA Augusto	COL	7	37.903	(7)	7	38.436	(5)	5	36.180	(5)	5	17
6	92	JASPERS Martijn	NED	5	37.346	(5)	5	1:01.398	(6)	6	36.915	(6)	6	17
7	457	CALLAN Joshua	AUS	3	38.442	(8)	8	38.341	(4)	4	37.814	(7)	7	19
8	100	BECERINE Cristian	ARG	8	37.765	(6)	6	DNF	(8)	8	DNS	(10)	8	24



## BMX Supercross WC 2010 - Copenhagen (DEN)

Copenhagen - BMX Track

8 MAY 2010  
15:30

Elite Men  
1/4 Finals



### Results



	Rank	Bike Number	Name	NOC Code	Run1	Total	
HEAT 1	1	4	STROMBERGS Maris	LAT	34.530 (1)	1	Q
	2	194	SHARRAH Corben	USA	34.838 (2)	2	Q
	3	121	van der BIEZEN Raymon	NED	35.555 (3)	3	Q
	4	179	NYHAUG Tory	CAN	35.816 (4)	4	Q
	5	75	BRADFORD Joey	USA	35.918 (5)	5	
	6	566	OQUENDO ZABALA Carlos	COL	36.000 (6)	6	
	7	3	MARINO Ramiro	ARG	36.626 (7)	7	
	8	161	van de WETERING Glenn	NED	38.655 (8)	8	
HEAT 2	1	40	BISSELING Sander	NED	35.763 (1)	1	Q
	2	972	HAMON Thomas	FRA	36.008 (2)	2	Q
	3	65	PHILLIPS Liam	GBR	36.014 (3)	3	Q
	4	145	DAUDET Joris	FRA	36.023 (4)	4	Q
	5	95	NOBLES Barry	USA	36.514 (5)	5	
	6	133	BRETHAUER Luis	GER	45.188 (6)	6	
	7	120	PELLUARD Vincent	FRA	1:08.283 (7)	7	
	8	12	PROKOP Michal	CZE	DNF (8)	8	
HEAT 3	1	91	WILLOUGHBY Sam	AUS	34.637 (1)	1	Q
	2	717	JIMINEZ CAICEDO Andres	COL	34.656 (2)	2	Q
	3	777	WILLERS Marc	NZL	35.381 (3)	3	Q
	4	69	GODET Damien	FRA	35.459 (4)	4	Q
	5	181	BLOOMFIELD Marcus	GBR	35.918 (5)	5	
	6	97	YOUNG Khalen	AUS	36.196 (6)	6	
	7	77	de WILDE Robert	NED	37.741 (7)	7	
	8	37	van GORKOM Jelle	NED	DNF (8)	8	
HEAT 4	1	149	FIELDS Connor	USA	34.899 (1)	1	Q
	2	43	LAPRAZ Yvan	SUI	35.256 (2)	2	Q
	3	105	NHLAPO Sifiso	RSA	35.459 (3)	3	Q
	4	203	TREIMANS Edzus	LAT	35.639 (4)	4	Q
	5	5	LONG Nicholas	USA	35.890 (5)	5	
	6	31	MATISONS Arturs	LAT	37.199 (6)	6	
	7	53	GRAVES Jared	AUS	39.121 (7)	7	
	8	125	ANDRE Sylvain	FRA	DNF (8)	8	

**Qualification Rule:** best 4 riders from each heat qualify for the finals. Remainder are eliminated.

#### Legend:

DNF Did Not Finish      Q Qualified



# BMX Supercross WC 2010 - Copenhagen (DEN)

Copenhagen - BMX Track

8 MAY 2010  
15:30

Elite Women  
Semifinal



## Results



Rank	Bike Number	Name	NOC Code	Run1	Total	
HEAT 1	1	96 WALKER Sarah	NZL	38.702 (1)	1	Q
	2	68 BUCHANAN Caroline	AUS	39.978 (2)	2	Q
	3	100 PAJON Mariana	COL	40.415 (3)	3	Q
	4	55 CALLISTO Nicole	AUS	40.493 (4)	4	Q
	5	50 POTTIER Magalie	FRA	41.007 (5)	5	
	6	44 SEESING Joyce	NED	41.995 (6)	6	
	7	39 CARR Amanda	USA	43.654 (7)	7	
	8	121 VERHAGEN Ashley	USA	DNF (8)	8	
HEAT 2	1	22 le CORGILLÉ Laëtitia	FRA	39.355 (1)	1	Q
	2	52 HLADIKOVA Aneta	CZE	39.745 (2)	2	Q
	3	15 MARTIN Arielle	USA	40.431 (3)	3	Q
	4	103 BRACKEN Rachel	AUS	40.852 (4)	4	Q
	5	75 van BENTHEM Merle	NED	41.560 (5)	5	
	6	4 HORÁKOVÁ Jana	CZE	41.623 (6)	6	
	7	118 READE Shanaze	GBR	48.421 (7)	7	
	8	11 POST Alise	USA	1:30.874 (8)	8	

**Qualification Rule:** best 4 riders from each heat qualify for the finals. Remainder are eliminated.

**Legend:** DNF Did Not Finish      Q Qualified





# BMX Supercross WC 2010 - Copenhagen (DEN)

Copenhagen - BMX Track

8 MAY 2010  
15:45

Elite Men  
Semifinal



## Results



Rank	Bike Number	Name	NOC Code	Run1	Total	
HEAT 1	1	4 STROMBERGS Maris	LAT	34.310 (1)	1	Q
	2	194 SHARRAH Corben	USA	34.599 (2)	2	Q
	3	65 PHILLIPS Liam	GBR	35.513 (3)	3	Q
	4	972 HAMON Thomas	FRA	35.737 (4)	4	Q
	5	145 DAUDET Joris	FRA	35.857 (5)	5	
	6	179 NYHAUG Tory	CAN	36.329 (6)	6	
	7	40 BISSELING Sander	NED	44.353 (7)	7	
	8	121 van der BIEZEN Raymon	NED	47.474 (8)	8	
HEAT 2	1	149 FIELDS Connor	USA	35.460 (1)	1	Q
	2	777 WILLERS Marc	NZL	35.788 (2)	2	Q
	3	717 JIMINEZ CAICEDO Andres	COL	35.882 (3)	3	Q
	4	69 GODET Damien	FRA	36.279 (4)	4	Q
	5	203 TREIMANS Edzus	LAT	36.511 (5)	5	
	6	105 NHLAPO Sifiso	RSA	37.233 (6)	6	
	7	91 WILLOUGHBY Sam	AUS	37.578 (7)	7	
	8	43 LAPRAZ Yvan	SUI	55.438 (8)	8	

**Qualification Rule:** best 4 riders from each heat qualify for the finals. Remainder are eliminated.

**Legend:**  
Q Qualified





## BMX Supercross WC 2010 - Copenhagen (DEN)

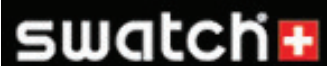
Copenhagen - BMX Track

8 MAY 2010  
16:20

Elite Women  
Final



### Results



Rank	Bike Number	Name	NOC Code	Date of Birth	Time	Gap
1	22	le CORGUILLÉ Laëtitia	FRA	29 JUL 1986	39.463	
2	96	WALKER Sarah	NZL	10 JUL 1988	39.613	+0.150
3	52	HLADIKOVA Aneta	CZE	30 AUG 1984	39.815	+0.352
4	55	CALLISTO Nicole	AUS	12 NOV 1987	40.347	+0.884
5	103	BRACKEN Rachel	AUS	30 JUN 1991	40.426	+0.963
6	68	BUCHANAN Caroline	AUS	24 OCT 1990	40.763	+1.300
7	100	PAJON Mariana	COL	10 OCT 1991	42.814	+3.351
8	15	MARTIN Arielle	USA	30 JUL 1985	DNF	

#### Note:

In the final DNF, REL or DNS are ranked. In case of multiple DNF, REL or DNS, the tiebreaker (within each group) will be the gate selection order of the final

#### Legend:

**DNF** Did Not Finish      **DNS** Did Not Start      **REL** Relegated

## BMX Supercross WC 2010 - Copenhagen (DEN)

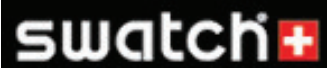
Copenhagen - BMX Track

7 MAY 2010  
12:00

Elite Women



### Competition Bracket



Semifinal	Final
-----------	-------

Heat 1		Rk
96 WALKER Sarah	NZL	1
68 BUCHANAN Caroline	AUS	2
100 PAJON Mariana	COL	3
55 CALLISTO Nicole	AUS	4
50 POTTIER Magalie	FRA	5
44 SEESING Joyce	NED	6
39 CARR Amanda	USA	7
121 VERHAGEN Ashley	USA	8

Heat 2		Rk
22 le CORGUILLÉ Laëtitia	FRA	1
52 HLADIKOVA Aneta	CZE	2
15 MARTIN Arielle	USA	3
103 BRACKEN Rachel	AUS	4
75 van BENTHEM Merle	NED	5
4 HORÁKOVÁ Jana	CZE	6
118 READE Shanaze	GBR	7
11 POST Alise	USA	8

Heat 1		Rk
22 le CORGUILLÉ Laëtitia	FRA	1
96 WALKER Sarah	NZL	2
52 HLADIKOVA Aneta	CZE	3
55 CALLISTO Nicole	AUS	4
103 BRACKEN Rachel	AUS	5
68 BUCHANAN Caroline	AUS	6
100 PAJON Mariana	COL	7
15 MARTIN Arielle	USA	8

#### Legend:

Rk Rank

## BMX Supercross WC 2010 - Copenhagen (DEN)

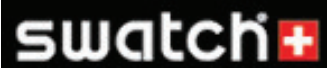
Copenhagen - BMX Track

8 MAY 2010  
16:30

Elite Men  
Final



### Results



Rank	Bike Number	Name	NOC Code	Date of Birth	Time	Gap
1	4	STROMBERGS Maris	LAT	10 MAR 1987	34.196	
2	65	PHILLIPS Liam	GBR	11 MAR 1989	34.520	+0.324
3	194	SHARRAH Corben	USA	20 APR 1992	34.660	+0.464
4	777	WILLERS Marc	NZL	11 SEP 1985	35.842	+1.646
5	149	FIELDS Connor	USA	14 SEP 1992	35.850	+1.654
6	69	GODET Damien	FRA	10 NOV 1986	36.551	+2.355
7	717	JIMINEZ CAICEDO Andres	COL	27 AUG 1986	36.634	+2.438
8	972	HAMON Thomas	FRA	19 MAR 1986	37.217	+3.021

#### Note:

In the final DNF, REL or DNS are ranked. In case of multiple DNF, REL or DNS, the tiebreaker (within each group) will be the gate selection order of the final

#### Legend:

**DNF** Did Not Finish      **DNS** Did Not Start      **REL** Relegated

## BMX Supercross WC 2010 - Copenhagen (DEN)

Copenhagen - BMX Track

7 MAY 2010  
12:30

Elite Men



### Competition Bracket



1/4 Finals	Semifinal	Final
------------	-----------	-------

Heat 1			Rk
4	STROMBERGS Maris	LAT	1
194	SHARRAH Corben	USA	2
121	van der BIEZEN Raymon	NED	3
179	NYHAUG Tory	CAN	4
75	BRADFORD Joey	USA	5
566	OQUENDO ZABALA Carlos	COL	6
3	MARINO Ramiro	ARG	7
161	van de WETERING Glenn	NED	8

Heat 2			Rk
40	BISSELING Sander	NED	1
972	HAMON Thomas	FRA	2
65	PHILLIPS Liam	GBR	3
145	DAUDET Joris	FRA	4
95	NOBLES Barry	USA	5
133	BRETHAUER Luis	GER	6
120	PELLUARD Vincent	FRA	7
12	PROKOP Michal	CZE	8

Heat 3			Rk
91	WILLOUGHBY Sam	AUS	1
717	JIMINEZ CAICEDO Andres	COL	2
777	WILLERS Marc	NZL	3
69	GODET Damien	FRA	4
181	BLOOMFIELD Marcus	GBR	5
97	YOUNG Khalen	AUS	6
77	de WILDE Robert	NED	7
37	van GORKOM Jelle	NED	8

Heat 4			Rk
149	FIELDS Connor	USA	1
43	LAPRAZ Yvan	SUI	2
105	NHLAPO Sifiso	RSA	3
203	TREIMANS Edzus	LAT	4
5	LONG Nicholas	USA	5
31	MATISONS Arturs	LAT	6
53	GRAVES Jared	AUS	7
125	ANDRE Sylvain	FRA	8

Heat 1			Rk
4	STROMBERGS Maris	LAT	1
194	SHARRAH Corben	USA	2
65	PHILLIPS Liam	GBR	3
972	HAMON Thomas	FRA	4
145	DAUDET Joris	FRA	5
179	NYHAUG Tory	CAN	6
40	BISSELING Sander	NED	7
121	van der BIEZEN Raymon	NED	8

			Rk
4	STROMBERGS Maris	LAT	1
65	PHILLIPS Liam	GBR	2
194	SHARRAH Corben	USA	3
777	WILLERS Marc	NZL	4
149	FIELDS Connor	USA	5
69	GODET Damien	FRA	6
717	JIMINEZ CAICEDO Andres	COL	7
972	HAMON Thomas	FRA	8

Heat 2			Rk
149	FIELDS Connor	USA	1
777	WILLERS Marc	NZL	2
717	JIMINEZ CAICEDO Andres	COL	3
69	GODET Damien	FRA	4
203	TREIMANS Edzus	LAT	5
105	NHLAPO Sifiso	RSA	6
91	WILLOUGHBY Sam	AUS	7
43	LAPRAZ Yvan	SUI	8

#### Legend:

Rk Rank



**2010 UCI BMX SUPERCROSS WC**  
**Elite Women**



**World Cup Standing**

1 Madrid, 27.03.2010

2 Copenhagen, 08.05.2010

Rank	UCI Code	Name	NOC	Total	1	2	3	4	5
1	FRA19860729	LE CORGUILLÉ Laëtitia	FRA	460	230 1	230 1			
2	AUS19901024	BUCHANAN Caroline	AUS	300	180 2	120 6			
3	GBR19880923	READE Shanaze	GBR	271	160 3	111 7			
4	AUS19871112	CALLISTO Nicole	AUS	235	110 6	125 5			
5	CZE19840830	HLADÍKOVÁ Aneta	CZE	218	59 23	159 3			
6	NZL19880710	WALKER Sarah	NZL	210		210 2			
7	AUS19910630	BRACKEN Rachel	AUS	203	75 15	128 4			
8	USA19930429	CRAIN Brooke	USA	202	143 4	59 22			
9	USA19890208	GEVING Amanda	USA	192	115 5	77 13			
10	CZE19830904	HORÁKOVÁ Jana	CZE	157	82 10	75 14			
11	COL19911010	PAJON Mariana	COL	157	67 19	90 8			
12	USA19850730	MARTIN Arielle	USA	156	71 17	85 10			
13	NED19921207	VAN BENTHEM Merle	NED	155	75 15	80 11			
14	NED19920221	HEREIJGERS Maartje	NED	154	95 8	59 22			
15	NED19900222	SEESING Joyce	NED	152	77 14	75 14			
16	USA19900624	CARR Amanda	USA	151	63 21	88 9			
17	USA19910117W	POST Alise	USA	147	80 11	67 16			
18	FRA19890316	POTTIER Magalie	FRA	147	67 19	80 11			
19	LTU19830224	RIMSAITE Vilma	LTU	143	80 11	63 18			
20	ARG19810121	DIAZ Maria Gabriela	ARG	140	85 9	55 26			
21	FRA19900625	AILLOUD Eva	FRA	132	80 11	52 29			
22	USA19911014	VERHAGEN Ashley	USA	130	63 21	67 16			
23	FRA19860515	COTTEREAU Blandine	FRA	123	71 17	52 29			
24	VEN19910615	HERNANDEZ Stefany	VEN	122	59 23	63 18			
25	FRA19930210	LE ROUX Enora	FRA	118	55 27	63 18			
25	AUS19910625	REYNOLDS Lauren	AUS	118	59 23	59 22			

2010 UCI BMX SUPERCROSS WC  
Elite Women



World Cup Standing

Rank	UCI Code	Name	NOC	Total	1	2	3	4	5
27	CZE19890427	LABOUNKOVÁ Romana	CZE	110	55 27	55 26			
28	FRA19870319	DESPEAUX Amélie	FRA	102	102 7				
29	FRA19860729W	LE CORGUILLÉ Audrey	FRA	63		63 18			
30	GER19891008	RUNGE Regula	GER	59		59 22			
31	LAT19910503	ALEKSEJEWA Sandra	LAT	59	59 23				
32	DEN19920224	JEPSEN Mette	DEN	55		55 26			
33	GBR19930903	TAYLOR Abbie	GBR	55	55 27				
34	BEL19911216	VAN HOOF Elke	BEL	52		52 29			
34	NED19931209	SMULDERS Laura	NED	52		52 29			
36	FRA19900825	VALENTINO Manon	FRA	52	52 30				
36	USA19930717	WOLCOTT Taylor	USA	52	52 30				
36	AUS19890512	CALLAN Ziggy	AUS	52	52 30				

2010 UCI BMX SUPERCROSS WC  
Elite Men



World Cup Standing

1 Madrid, 27.03.2010

2 Copenhagen, 08.05.2010

Rank	UCI Code	Name	NOC	Total	1	2	3	4	5
1	LAT19870310	STROMBERGS Maris	LAT	375	125 4	250 1			
2	AUS19910815	WILLOUGHBY Sam	AUS	341	230 1	111 6			
3	USA19920914	FIELDS Connor	USA	322	182 2	140 3			
4	USA19920420	SHARRAH Corben	USA	243	103 7	140 3			
5	GBR19890311	PHILLIPS Liam	GBR	242	70 22	172 2			
6	FRA19910212	DAUDET Joris	FRA	222	117 5	105 9			
7	NED19870114	VAN DER BIEZEN Raymon	NED	193	110 6	83 11			
8	FRA19861110	GODET Damien	FRA	182	72 19	110 7			
9	FRA19860319	HAMON Thomas	FRA	170	63 24	107 8			
10	COL19860827	JIMENEZ CAICEDO Andres Eduardo	COL	159	69 23	90 10			
11	CAN19920417	NYHAUG Tory	CAN	155	80 13	75 16			
12	ARG19881116	MARINO Ramiro	ARG	150	95 8	55 29			
13	COL19871116	OQUENDO ZABALA Carlos	COL	141	82 12	59 25			
14	NED19910105	VAN GORKOM Jelle	NED	141	71 20	70 19			
15	NED19860826	VAN DER PUTTEN Ivo	NED	140	140 3				
16	NZL19850911	WILLERS Marc	NZL	135		135 5			
17	ARG19770417	BECERINE Cristian	ARG	131	91 9	40 57			
18	FRA19900503	PELLUARD Vincent	FRA	130	75 16	55 29			
19	FRA19921014	ANDRE Sylvain	FRA	129	63 24	66 21			
20	LAT19880421	TREIMANIS Edzus	LAT	129	49 36	80 12			
21	SUI19890809	LAPRAZ Yvan	SUI	126	59 28	67 20			
22	USA19891006	LONG Nicholas	USA	125	62 26	63 23			
23	COL19861219	CASTRO HERRERA Augusto	COL	124	75 16	49 34			
23	SUI19890908	GRAF David	SUI	124	75 16	49 34			
25	USA19861202	NOBLES Barry	USA	122	46 44	76 15			
26	NED19820302	VAN DEN WILDENBERG Rob	NED	120	77 15	43 49			

2010 UCI BMX SUPERCROSS WC  
Elite Men



World Cup Standing

Rank	UCI Code	Name	NOC	Total	1	2	3	4	5
27	USA19880710	MEYERS Joshua	USA	118	78 14	40 57			
28	LAT19911101	VEIDE Rihards	LAT	114	71 20	43 49			
28	NED19851109	BISSELING Sander	NED	114	43 51	71 18			
30	GBR19810122	BLOOMFIELD Marcus	GBR	112	49 36	63 23			
31	NED19770430	DE WILDE Robert	NED	110	55 31	55 29			
32	SUI19910103	BLANC Renaud	SUI	105	59 28	46 41			
33	NED19870913	HEIJNE Frank	NED	105	62 26	43 49			
34	BRA19910228	REZENDE Renato	BRA	104	55 31	49 34			
35	USA19880509	HERMAN David	USA	101	52 34	49 34			
35	CZE19810401	PROKOP Michal	CZE	101	49 36	52 32			
37	NOR19910526	AGUILUZ Andre Fossa	NOR	101	43 51	58 28			
38	GER19920914	BRETHAUER Luis	GER	99	40 58	59 25			
39	USA19850522	BROWN Tyler	USA	98	52 34	46 41			
40	BEL19860502	DUBOIS Arnaud	BEL	97	57 30	40 57			
41	COL19870521	DIAZ MONTANA Jose	COL	95	49 36	46 41			
42	AUS19910408	CALLAN Joshua	AUS	92	49 36	43 49			
42	NED19870211	JASPERS Martijn	NED	92	46 44	46 41			
44	AUS19800528	MADILL Luke	AUS	90	90 10				
45	NED19880601	VAN DER HEIJDEN Jordy	NED	89	43 51	46 41			
46	FRA19890926	GODET Julien	FRA	89	46 44	43 49			
47	ITA19801008	DE VECCHI Manuel	ITA	86	43 51	43 49			
48	FRA19880130	CALEYRON Quentin	FRA	85	85 11				
49	CZE19890526	TUMPACH Stepán	CZE	83	40 58	43 49			
50	USA19891010	BRADFORD Joey	USA	80		80 12			
51	COL19860323	SALAZAR LOPEZ Sergio Ignacio	COL	80	40 58	40 57			
52	LAT19850506	MATISONS Arturs	LAT	78		78 14			
53	RSA19870513	NHLAPO Sifiso	RSA	75		75 16			



2010 UCI BMX SUPERCROSS WC  
Elite Men



World Cup Standing

Rank	UCI Code	Name	NOC	Total	1	2	3	4	5
54	AUS19821216	GRAVES Jared	AUS	66		66 21			
55	AUS19841120	YOUNG Khalen	AUS	59		59 25			
56	SUI19810504	RINDERKNECHT Roger	SUI	55	55 31				
57	NED19910206	VAN DE WETERING Glenn	NED	52		52 32			
58	ECU19860612	FALLA BUCHELY Emilio	ECU	49		49 34			
58	FRA19850105	DESPEAUX Matthieu	FRA	49		49 34			
58	ITA19880726	RICCARDI Romain	ITA	49		49 34			
61	USA19830617	ROBINSON Donny	USA	49	49 36				
61	BRA19890506	DECARVALHO Edson Marcos	BRA	49	49 36				
61	FRA19891019	CHIRON Emilien	FRA	49	49 36				
64	USA19851118	ROGERS Jason	USA	46		46 41			
64	NOR19870806	KARTFJORD Sebastian	NOR	46		46 41			
64	GER19871217	LINDENMEYER Thorsten	GER	46		46 41			
67	LAT19891020	GUTMANIS Maris	LAT	46	46 44				
67	NED19880429	SCHERPEN Martijn	NED	46	46 44				
67	USA19860909	CISAR Steven	USA	46	46 44				
67	LAT19900906	SKUJINS Toms	LAT	46	46 44				
71	VEN19821208	SUAREZ Jonathan	VEN	43		43 49			
72	AUS19930802	GOODWIN Darryn	AUS	43	43 51				
72	CZE19870612	SLAVÍK Tomáš	CZE	43	43 51				
72	BEL19870925	JACOBS Toon	BEL	43	43 51				
75	ITA19910318	FANTONI Giacomo	ITA	40		40 57			
75	IRL19810509	BATEY Kelvin	IRL	40		40 57			
75	LAT19920929	LEJINS Kristers	LAT	40		40 57			
75	USA19790925	BENNETT Kyle	USA	40		40 57			
79	NED19780519	WICHMAN Joost	NED	40	40 58				
79	ARG19930427	BUSTOS Lucas Alfredo	ARG	40	40 58				



2010 UCI BMX SUPERCROSS WC  
Elite Men



World Cup Standing

Rank	UCI Code	Name	NOC	Total	1	2	3	4	5
79	CZE19791016	TAMME Lukáš	CZE	40	40 58				