



**2010 UCI BMX  
WORLD CHAMPIONSHIPS**

**PIETERMARITZBURG  
SOUTH AFRICA**

**UCI BMX World Championships**

**Pietermaritzburg (RSA)  
30 - 31 July 2010**

**OFFICIAL RESULTS BOOK**

© UCI 2010



UCI BMX WORLD CHAMPIONSHIPS

# Pietermaritzburg, South Africa

29 July - 1 August 2010 **date**

Pietermaritzburg **venue**


Challenge: 355 meters/ 1165 ft

Tom Ritzenthaler

**track design**

Elite: 385 meters/ 1263

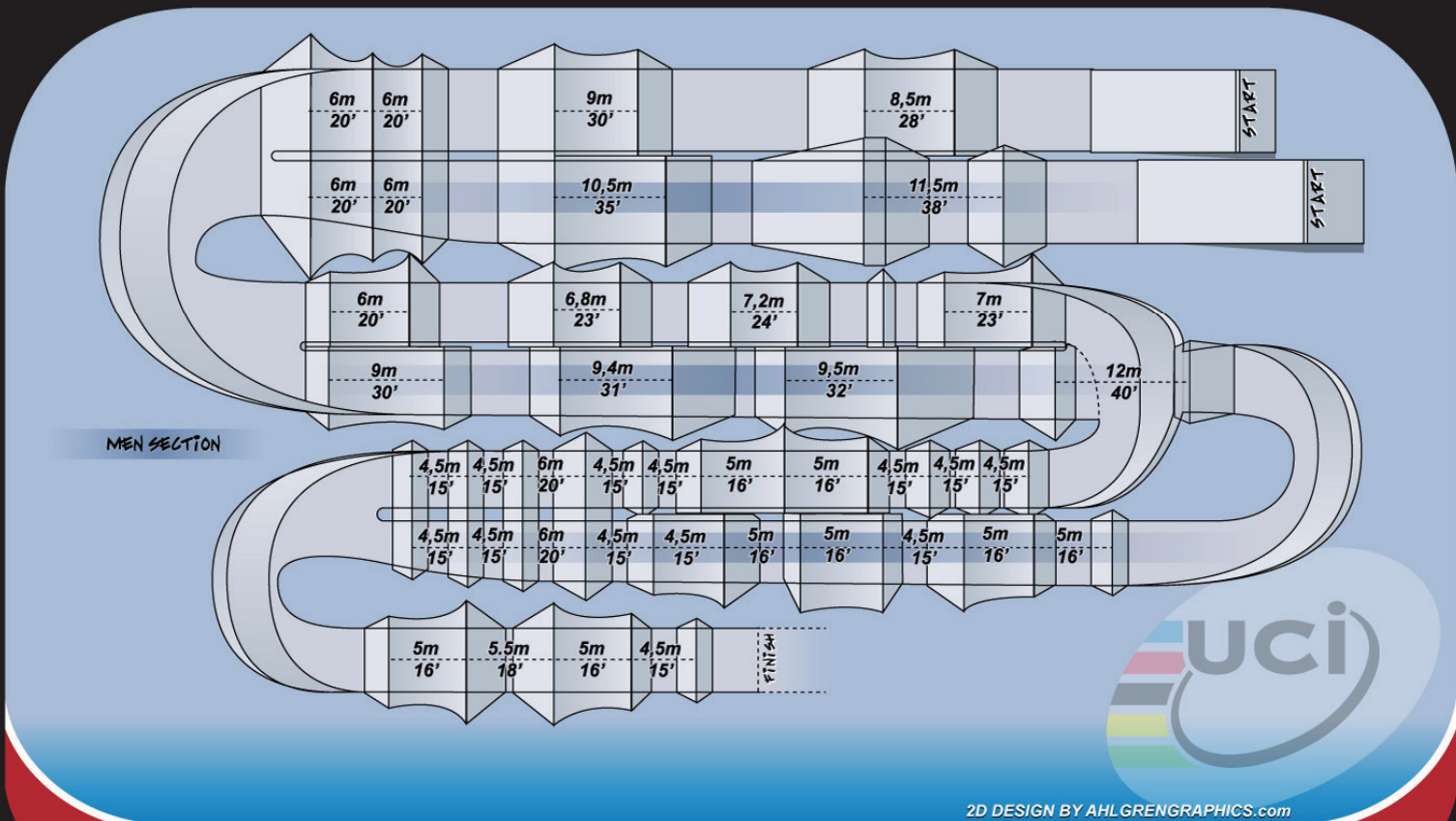
**track length**



Designed by **AGS**  
 AHLGREN GRAPHICS SWEDEN  
 www.AhlgrenGraphics.com

Track layout may be subject to change

Copyright © 2010 Union Cycliste Internationale. All rights reserved



2D DESIGN BY AHLGREN GRAPHICS .com

TRACK LAYOUT MAY BE SUBJECT TO CHANGE

© COPYRIGHT 2010 UNION CYCLISTE INTERNATIONALE ALL RIGHTS RESERVED

© UCI 2010

2010 UCI BMX World Championships



NOC	Junior Men	Elite Men	Junior Women	Elite Women	Total Competitors
ARG - Argentina		5	1	1	7
AUS - Australia	5	8	2	5	20
BEL - Belgium		1	1	1	3
BOL - Bolivia	1				1
BRA - Brazil	9	5	2		16
CAN - Canada	4	1			5
CHI - Chile	3		2		5
COL - Colombia	1	5		1	7
CZE - Czech Republic	1	2		3	6
DEN - Denmark	1	1	1		3
ECU - Ecuador	2	3		1	6
FRA - France	3	8	1	3	15
GBR - Great Britain		2	1	1	4
GER - Germany	2	1			3
HKG - Hong Kong		2			2
IRL - Ireland		1			1
ITA - Italy	2	4			6
JPN - Japan	3	5		1	9
LAT - Latvia	2	4		1	7
LTU - Lithuania				1	1
MEX - Mexico	2		1		3
NED - Netherlands	2	6	3	2	13
NOR - Norway	2	2			4
NZL - New Zealand	3	2		2	7
RSA - South Africa	2	4	1		7
RUS - Russian Federation		2	1	1	4
SUI - Switzerland	2	2	1		5
SVK - Slovakia	2				2
USA - United States	2	4	3	5	14
<b>Total:</b>	<b>29</b>	<b>56</b>	<b>80</b>	<b>21</b>	<b>186</b>



# 2010 UCI BMX WORLD CHAMPIONSHIPS

**PIETERMARITZBURG  
SOUTH AFRICA**

## 2010 UCI BMX World Championships

Junior Women



### Entry List by Event



NOC	Bike Number	Name	UCI Ranking	UCI Code	Date of Birth
ARG - Argentina	127	SORIANO Florencia Ayelen	29	ARG19930411	11 APR 1993
AUS - Australia	102	DELLAR Kirsten	17	AUS19921029	29 OCT 1992
	103	McLEOD Melinda	17	AUS19930212	12 FEB 1993
BEL - Belgium	6	van de PERRE Tori	15	BEL19931119	19 NOV 1993
BRA - Brazil	105	PEREZ Mayara	12	BRA19921019	19 OCT 1992
	122	QUINALHA Bianca	13	BRA19931003	3 OCT 1993
CHI - Chile	107	AGUIRRE Ania	57	CHI19930122	22 JAN 1993
	108	RUBIO Constanza	55	CHI19930315	15 MAR 1993
DEN - Denmark	109	JEPSEN Mette	8	DEN19920224	24 FEB 1992
FRA - France	110	le ROUX Enora	4	FRA19930210	10 FEB 1993
GBR - Great Britain	112	TAYLOR Abbie	11	GBR19930903	3 SEP 1993
NED - Netherlands	115	HEREIJGERS Maartje	3	NED19920221	21 FEB 1992
	116	SMULDERS Laura	6	NED19931209	9 DEC 1993
	75	van BENTHEM Merle	1	NED19921207	7 DEC 1992
RSA - South Africa	117	O'KEEFFE Teagan	9	RSA19921110	10 NOV 1992
RUS - Russian Federation	118	ZHINKOVA Ksenia	20	RUS19930129	29 JAN 1993
SUI - Switzerland	119	NICOLET Cindy	51	SUI19920103	3 JAN 1992
USA - United States	123	CRAIN Brooke	2	USA19930429	29 APR 1993
	120	DANIELS Dominique	7	USA19921128	28 NOV 1992
	126	WOLCOTT Taylor	5	USA19930717	17 JUL 1993

**Note:**  
All changes are available in INFO

%0A





# 2010 UCI BMX WORLD CHAMPIONSHIPS

**PIETERMARITZBURG  
SOUTH AFRICA**

## 2010 UCI BMX World Championships

Junior Men



### Entry List by Event



NOC	Bike Number	Name	UCI Ranking	UCI Code	Date of Birth
AUS - Australia	130	CLARKE Benjamin	91	AUS19920617	17 JUN 1992
	165	DUNSWORTH Matthew	26	AUS19920414	14 APR 1992
	173	GOODWIN Darryn	12	AUS19930802	2 AUG 1993
	176	HENDERSON Ryan	39	AUS19921002	2 OCT 1992
	179	HIDALGO Benjamin	53	AUS19920730	30 JUL 1992
BOL - Bolivia	215	VARGAS OVANDO Sebastián		BOL19920526	26 MAY 1992
BRA - Brazil	125	CARNAVAL Douglas	24	BRA19920415	15 APR 1992
	127	CARVALHO Igor	59	BRA19921015	15 OCT 1992
	160	DALFARRA Leandro	34	BRA19920211	11 FEB 1992
	164	dos REIS Rogério	18	BRA19920312	12 MAR 1992
	206	FERREIRA Igor	137	BRA19930515	15 MAY 1993
	205	OSTETI Hugo	35	BRA19931025	25 OCT 1993
	210	TORQUATO Guilherme		BRA19930831	31 AUG 1993
	149	VILACA JUNIOR A.C.S.	91	BRA19931210	10 DEC 1993
CAN - Canada	155	BENETTI Nicholas	24	CAN19920910	10 SEP 1992
	132	CREIGHTON Steven	15	CAN19920126	26 JAN 1992
	197	McCORMACK Connor	41	CAN19930108	8 JAN 1993
	4	NYHAUG Tory	3	CAN19920417	17 APR 1992
CHI - Chile	152	AGUIRRE Elias	26	CHI19920329	29 MAR 1992
	133	CRUZ ORMENO Ignacio	23	CHI19930307	7 MAR 1993
	198	MENDEZ Ignacio	45	CHI19920122	22 JAN 1992
COL - Colombia	142	OQUENDO ZABALA David	6	COL19920401	1 APR 1992
CZE - Czech Republic	180	HLADIK Jakub	150	CZE19930104	4 JAN 1993
DEN - Denmark	189	LAUSTSEN Niclas	9	DEN19920830	30 AUG 1992
ECU - Ecuador	158	CAMPO Alfredo	30	ECU19930302	2 MAR 1993
	145	PALACIOS MUNOZ Nicolas	74	ECU19931109	9 NOV 1993
FRA - France	219	ANDRE Sylvain	4	FRA19921014	14 OCT 1992
	195	MARTINEZ Lorin	10	FRA19920116	16 JAN 1992
	147	TEULLET Denis	88	FRA19920105	5 JAN 1992
GER - Germany	157	BRETHAUER Luis	5	GER19920914	14 SEP 1992
	172	GANSER Maximilian	33	GER19920112	12 JAN 1992
ITA - Italy	139	FURLAN Mattia	96	ITA19930506	6 MAY 1993
	216	VIRDIS Luca		ITA19930601	1 JUN 1993
JPN - Japan	170	FURUHATA Ryosuke	110	JPN19931122	22 NOV 1993
	146	SAMPEI Takamasa		JPN19920116	16 JAN 1992
	217	YOSHIMURA Jukia	75	JPN19930218	18 FEB 1993
LAT - Latvia	187	KRISTERS Taims	38	LAT19920519	19 MAY 1992
	190	LEJINS Kristers	7	LAT19920929	29 SEP 1992
NED - Netherlands	174	HARMSSEN Joris	36	NED19921126	26 NOV 1992





# 2010 UCI BMX WORLD CHAMPIONSHIPS

**PIETERMARITZBURG  
SOUTH AFRICA**

## 2010 UCI BMX World Championships

Junior Men



### Entry List by Event



NOC	Bike Number	Name	UCI Ranking	UCI Code	Date of Birth
NED - Netherlands	148	van GENDT Twan	14	NED19920609	9 JUN 1992
NOR - Norway	156	BIRKELAND Aleksander	11	NOR19920415	15 APR 1992
	203	NILSEN Per Erik	45	NOR19920429	29 APR 1992
NZL - New Zealand	135	FOX Nicholas	61	NZL19931113	13 NOV 1993
	138	FRANKS Daniel	37	NZL19931002	2 OCT 1993
	150	WOODCOCK Trent	18	NZL19930504	4 MAY 1993
RSA - South Africa	103	AUSTIN Christopher	91	RSA19930918	18 SEP 1993
	129	CARVALHO Miguel	59	RSA19930226	26 FEB 1993
SUI - Switzerland	162	DEMONT Jonathan	105	SUI19921003	3 OCT 1992
	208	TANNIGER Romain	70	SUI19930928	28 SEP 1993
SVK - Slovakia	213	VALACHOVIC Viktor		SVK19931114	14 NOV 1993
	218	ZMAJKOVIC Matus	51	SVK19921218	18 DEC 1992
USA - United States	134	FIELDS Connor	1	USA19920914	14 SEP 1992
	207	SHARRAH Corben	2	USA19920420	20 APR 1992

**Note:**  
All changes are available in INFO

%0A





# 2010 UCI BMX WORLD CHAMPIONSHIPS

**PIETERMARITZBURG  
SOUTH AFRICA**

## 2010 UCI BMX World Championships

Elite Women



### Entry List by Event



NOC	Bike Number	Name	UCI Ranking	UCI Code	Date of Birth
ARG - Argentina	8	DIAZ Maria Gabriela	13	ARG19810121	21 JAN 1981
AUS - Australia	104	BRACKEN Rachel	8	AUS19910630	30 JUN 1991
	68	BUCHANAN Caroline	2	AUS19901024	24 OCT 1990
	46	CALLAN Ziggy	36	AUS19890512	12 MAY 1989
	55	CALLISTO Nicole	20	AUS19871112	12 NOV 1987
	21	REYNOLDS Lauren	9	AUS19910625	25 JUN 1991
BEL - Belgium	91	van HOOFF Elke	24	BEL19911216	16 DEC 1991
COL - Colombia	100	PAJON Mariana	3	COL19911010	10 OCT 1991
CZE - Czech Republic	52	HLADIKOVA Aneta	11	CZE19840830	30 AUG 1984
	4	HORÁKOVÁ Jana	16	CZE19830904	4 SEP 1983
	27	LABOUNKOVA Romana	19	CZE19890427	27 APR 1989
ECU - Ecuador	106	MANTILLA Estefania	38	ECU19890501	1 MAY 1989
FRA - France	19	DESPEAUX Amélie	22	FRA19870319	19 MAR 1987
	105	FRANCOIS Maurane	103	FRA19910817	17 AUG 1991
	22	le CORGUILLÉ Laëtitia	1	FRA19860729	29 JUL 1986
GBR - Great Britain	118	READE Shanaze	14	GBR19880923	23 SEP 1988
JPN - Japan	30	MIWA Ayaka	47	JPN19881223	23 DEC 1988
LAT - Latvia	102	ALEKSEJEWA Sandra	26	LAT19910503	3 MAY 1991
LTU - Lithuania	222	RIMSAITE Vilma	17	LTU19830224	24 FEB 1983
NED - Netherlands	66	KLAUS Lieke	29	NED19891028	28 OCT 1989
	44	SEESING Joyce	12	NED19900222	22 FEB 1990
NZL - New Zealand	71	HILL Victoria	68	NZL19900730	30 JUL 1990
	96	WALKER Sarah	6	NZL19880710	10 JUL 1988
RUS - Russian Federation	103	BESKHMELOVA Marina	92	RUS19880626	26 JUN 1988
USA - United States	39	CARR Amanda	28	USA19900624	24 JUN 1990
	31	GEVING Amanda	10	USA19890208	8 FEB 1989
	15	MARTIN Arielle	7	USA19850730	30 JUL 1985
	11	POST Alise	4	USA19910117W	17 JAN 1991
	121	VERHAGEN Ashley	18	USA19911014	14 OCT 1991

**Note:**  
All changes are available in INFO

%0A





# 2010 UCI BMX WORLD CHAMPIONSHIPS

**PIETERMARITZBURG  
SOUTH AFRICA**

## 2010 UCI BMX World Championships

Elite Men



### Entry List by Event



NOC	Bike Number	Name	UCI Ranking	UCI Code	Date of Birth
ARG - Argentina	100	BECERINE Cristian	12	ARG19770417	17 APR 1977
	3	MARINO Ramiro	9	ARG19881116	16 NOV 1988
	139	NARPE Facundo Martin	76	ARG19910328	28 MAR 1991
	142	PIZARRO Ernesto	177	ARG19910412	12 APR 1991
	145	POLO Federico	82	ARG19830522	22 MAY 1983
AUS - Australia	457	CALLAN Joshua	44	AUS19910408	8 APR 1991
	144	DEAN Anthony	78	AUS19910422	22 APR 1991
	134	HUBERT Thomas	168	AUS19880731	31 JUL 1988
	42	KIRKHAM Brian	47	AUS19860101	1 JAN 1986
	17	MADILL Luke	60	AUS19800528	28 MAY 1980
	149	TUCKERMAN Brock	258	AUS19850216	16 FEB 1985
	91	WILLOUGHBY Sam	1	AUS19910815	15 AUG 1991
97	YOUNG Khalen	34	AUS19841120	20 NOV 1984	
BEL - Belgium	132	DUBOIS Arnaud	28	BEL19860502	2 MAY 1986
BRA - Brazil	113	BARBATO Kalled	178	BRA19881205	5 DEC 1988
	130	DECARVALHO Edson Marcos	42	BRA19890506	6 MAY 1989
	146	REZENDE Renato	31	BRA19910228	28 FEB 1991
	765	SANTA CHIARA Gustavo	85	BRA19860730	30 JUL 1986
	151	SILVA Ebert	173	BRA19870401	1 APR 1987
CAN - Canada	94	BROWN James	33	CAN19890626	26 JUN 1989
COL - Colombia	114	CASTRO HERRERA Augusto	25	COL19861219	19 DEC 1986
	60	DIAZ MONTANA Jose	40	COL19870521	21 MAY 1987
	717	JIMINEZ CAICEDO Andres	26	COL19860827	27 AUG 1986
	566	OQUENDO ZABALA Carlos	30	COL19871116	16 NOV 1987
	56	SALAZAR LOPEZ Sergio Ignacio	29	COL19860323	23 MAR 1986
CZE - Czech Republic	18	TAMME Lukáš	117	CZE19791016	16 OCT 1979
	150	TUMPACH Stepan	41	CZE19890526	26 MAY 1989
DEN - Denmark	191	ANDRESEN Klaus Bøgh		DEN19870710	10 JUL 1987
ECU - Ecuador	126	ENDARA MADERA Fausto	214	ECU19890604	4 JUN 1989
	54	ESCUDERO ORDONEZ Jose	182	ECU19880613	13 JUN 1988
	50	FALLA BUCHELY Emilio	19	ECU19860612	12 JUN 1986
FRA - France	125	CAPRILI Guilhem		FRA19800413	13 APR 1980
	129	DAUDET Joris	6	FRA19910212	12 FEB 1991
	274	GAGNU Francky	113	FRA19870327	27 MAY 1987
	69	GODET Damien	22	FRA19861110	10 NOV 1986
	115	GOUX Lilian	234	FRA19890515	15 MAY 1989
	972	HAMON Thomas	8	FRA19860319	19 MAR 1986
	404	MOO CAILLE Moana	74	FRA19880813	13 AUG 1988
	120	PELLUARD Vincent	14	FRA19900503	31 MAY 1990
GBR - Great Britain	181	BLOOMFIELD Marcus	23	GBR19810122	22 JAN 1981
	65	PHILLIPS Liam	20	GBR19890311	11 MAR 1989
GER - Germany	787	LINDENMEYER Thorsten	79	GER19871217	17 DEC 1987





# 2010 UCI BMX WORLD CHAMPIONSHIPS

**PIETERMARITZBURG  
SOUTH AFRICA**

## 2010 UCI BMX World Championships

Elite Men



### Entry List by Event



NOC	Bike Number	Name	UCI Ranking	UCI Code	Date of Birth
HKG - Hong Kong	852	HUNTER Alex	160	HKG19870815	15 AUG 1987
	52	WONG Steven	45	HKG19880428	28 APR 1988
IRL - Ireland	55	BATEY Kelvin	146	IRL19810509	9 MAY 1981
ITA - Italy	127	CRISTOFOLI Roberto	258	ITA19900129	29 JAN 1990
	28	de VECCHI Manuel	46	ITA19801008	8 OCT 1980
	117	FANTONI Giacomo	122	ITA19910318	18 MAR 1991
	421	RICCARDI Romain	69	ITA19880726	26 JUL 1988
JPN - Japan	38	MATSUSHITA Tatsumi	107	JPN19910924	24 SEP 1991
	57	SAKAMOTO Akifumi	76	JPN19820225	25 FEB 1982
	79	SAMPEI Masahiro	86	JPN19900502	2 MAY 1990
	147	TAKAHASHI Kenta	178	JPN19910817	17 AUG 1991
	148	TAKAYAMA Yujiro	83	JPN19900706	6 JUL 1990
LAT - Latvia	153	GUTMANIS Maris	67	LAT19891020	20 OCT 1989
	31	MATISONS Arturs	13	LAT19850506	6 MAY 1985
	4	STROMBERGS Maris	2	LAT19870310	10 MAR 1987
	152	VEIDE Rihards	36	LAT19911101	1 NOV 1991
NED - Netherlands	40	BISSELING Sander	11	NED19851109	9 NOV 1985
	77	de WILDE Robert	38	NED19770430	30 APR 1977
	92	JASPERS Martijn	64	NED19870211	11 FEB 1987
	72	van den WILDENBERG Rob	7	NED19820302	2 MAR 1982
	121	van der BIEZEN Raymon	3	NED19870114	14 JAN 1987
	37	van GORKOM Jelle	16	NED19910105	5 JAN 1991
NOR - Norway	103	AGUILUZ Andre Fossa	39	NOR19910526	26 MAY 1991
	32	KARTFJORD Sebastian	58	NOR19870806	6 AUG 1987
NZL - New Zealand	167	JAMES Kurt	94	NZL19910712	12 JUL 1991
	777	WILLERS Marc	31	NZL19850911	11 SEP 1985
RSA - South Africa	111	HERBERT Kane	96	RSA19890805	5 AUG 1989
	525	LUBBE Gavin	67	RSA19900525	25 MAY 1990
	105	NHLAPO Sifiso	70	RSA19870513	13 MAY 1987
	141	O'KEEFFE Jordan	88	RSA19900515	15 MAY 1990
RUS - Russian Federation	135	KIRSANOV Roman	214	RUS19860321	21 MAR 1986
	138	KOMAROV Evgeny		RUS19881108	8 NOV 1988
SUI - Switzerland	373	BLANC Renaud	56	SUI19910103	3 JAN 1991
	43	LAPRAZ Yvan	15	SUI19890809	9 AUG 1989
USA - United States	75	BRADFORD Joey	24	USA19891010	10 OCT 1989
	80	HERMAN David	16	USA19880509	9 MAY 1988
	61	MEYERS Joshua	47	USA19880710	10 JUL 1988
	26	STEIN Denzel	50	USA19910117M	17 JAN 1991





# 2010 UCI BMX WORLD CHAMPIONSHIPS

PIETERMARITZBURG  
SOUTH AFRICA

## 2010 UCI BMX World Championships

Elite Men



Entry List by Event



**Note:**  
All changes are available in INFO

%0A

Timing and Results by SWISS TIMING  
CBM000\_32C 1.0

[www.bmxworldchampsmb.co.za](http://www.bmxworldchampsmb.co.za)  
Report Created TUE 3 AUG 2010 16:52

SHIMANO  
Page 3 / 3



sport & recreation  
Department:  
Sport and Recreation South Africa  
REPUBLIC OF SOUTH AFRICA





# 2010 UCI BMX WORLD CHAMPIONSHIPS

## PIETERMARITZBURG SOUTH AFRICA

### 2010 UCI BMX World Championships

30 JUL 2010  
16:00

Junior Women  
Time Trial Run1



#### Start List



Start Order	Bike Number	Name	NOC Code	Date of Birth	Run1	Run2
1	107	AGUIRRE Ania	CHI	22 JAN 1993	_____	_____
2	108	RUBIO Constanza	CHI	15 MAR 1993	_____	_____
3	119	NICOLET Cindy	SUI	3 JAN 1992	_____	_____
4	127	SORIANO Florencia Ayelen	ARG	11 APR 1993	_____	_____
5	118	ZHINKOVA Ksenia	RUS	29 JAN 1993	_____	_____
6	102	DELLAR Kirsten	AUS	29 OCT 1992	_____	_____
7	103	McLEOD Melinda	AUS	12 FEB 1993	_____	_____
8	6	van de PERRE Tori	BEL	19 NOV 1993	_____	_____
9	122	QUINALHA Bianca	BRA	3 OCT 1993	_____	_____
10	105	PEREZ Mayara	BRA	19 OCT 1992	_____	_____
11	112	TAYLOR Abbie	GBR	3 SEP 1993	_____	_____
12	117	O'KEEFFE Teagan	RSA	10 NOV 1992	_____	_____
13	109	JEPSEN Mette	DEN	24 FEB 1992	_____	_____
14	120	DANIELS Dominique	USA	28 NOV 1992	_____	_____
15	116	SMULDERS Laura	NED	9 DEC 1993	_____	_____
16	126	WOLCOTT Taylor	USA	17 JUL 1993	_____	_____
17	110	le ROUX Enora	FRA	10 FEB 1993	_____	_____
18	115	HEREIJGERS Maartje	NED	21 FEB 1992	_____	_____
19	123	CRAIN Brooke	USA	29 APR 1993	_____	_____
20	75	van BENTHEM Merle	NED	7 DEC 1992	_____	_____

**Qualification Rule:** best 16 riders qualify for the next round. 8 after run #1 and 8 after run #2





# 2010 UCI BMX WORLD CHAMPIONSHIPS

PIETERMARITZBURG  
SOUTH AFRICA


## 2010 UCI BMX World Championships

30 JUL 2010  
16:00

Junior Women  
Time Trial Run2



### Results



Rank	Bike Number	Name	NOC Code	Run1 Time	Run2 Time	Best Time	Gap
1	123	CRAIN Brooke	USA	<b>42.111</b>		Q 42.111	
2	126	WOLCOTT Taylor	USA	<b>42.817</b>		Q 42.817	+0.706
3	75	van BENTHEM Merle	NED	<b>42.869</b>		Q 42.869	+0.758
4	103	McLEOD Melinda	AUS	<b>43.627</b>		Q 43.627	+1.516
5	112	TAYLOR Abbie	GBR	<b>43.747</b>		Q 43.747	+1.636
6	102	DELLAR Kirsten	AUS	<b>43.839</b>		Q 43.839	+1.728
7	117	O'KEEFFE Teagan	RSA	<b>44.463</b>		Q 44.463	+2.352
8	122	QUINALHA Bianca	BRA	<b>45.132</b>		Q 45.132	+3.021
9	109	JEPSEN Mette	DEN	45.457	<b>45.417</b>	Q 45.417	+3.306
10	127	SORIANO Florencia Ayelen	ARG	46.380	<b>45.814</b>	Q 45.814	+3.703
11	6	van de PERRE Tori	BEL	46.415	<b>46.354</b>	Q 46.354	+4.243
12	115	HEREIJGERS Maartje	NED	<b>46.298</b>	46.574	Q 46.298	+4.187
13	110	le ROUX Enora	FRA	<b>45.884</b>	47.033	Q 45.884	+3.773
14	105	PEREZ Mayara	BRA	<b>45.442</b>	47.062	Q 45.442	+3.331
15	120	DANIELS Dominique	USA	47.886	<b>47.298</b>	Q 47.298	+5.187
16	119	NICOLET Cindy	SUI	<b>49.447</b>	49.717	Q 49.447	+7.336
17	118	ZHINKOVA Ksenia	RUS	<b>50.977</b>	51.017	50.977	+8.866
	107	AGUIRRE Ania	CHI	DNS	DNS	DSQ	
	108	RUBIO Constanza	CHI	DNS	DNS	DSQ	
	116	SMULDERS Laura	NED	DNS	DNS	DSQ	

#### Note:

In this phase the times achieved in the two runs are not added. Riders are ranked by their best time in either of the two runs. Gap time in the last column shows the time behind of the leaders best time.

#### Legend:

**DNS** Did Not Start      **DSQ** Disqualified





# 2010 UCI BMX WORLD CHAMPIONSHIPS

**PIETERMARITZBURG  
SOUTH AFRICA**

## 2010 UCI BMX World Championships

30 JUL 2010  
16:00

**Junior Women**  
Time Trial Run1



### Results Time Trials with Split Times



Rank	Bike Number	Name	NOC Code	SPEED		START			SPLIT			RUN	
				Rank	Speed	Rank	Time	Behind	Rank	Time	Behind	Time	Behind
1	123	CRAIN Brooke	USA	1	53.608	8	0.635	+0.057	2	21.891	+0.096	42.111	0.000
2	126	WOLCOTT Taylor	USA	4	52.468	2	0.593	+0.015	4	22.273	+0.478	42.817	+0.706
3	75	van BENTHEM Merle	NED	2	53.032	6	0.620	+0.042	1	21.795	0.000	42.869	+0.758
4	103	McLEOD Melinda	AUS	8	50.845	5	0.613	+0.035	3	22.228	+0.433	43.627	+1.516
5	112	TAYLOR Abbie	GBR	11	50.326	11	0.665	+0.087	6	22.645	+0.850	43.747	+1.636
6	102	DELLAR Kirsten	AUS	4	52.468	3	0.594	+0.016	5	22.524	+0.729	43.839	+1.728
7	117	O'KEEFFE Teagan	RSA	2	53.032	4	0.606	+0.028	7	22.942	+1.147	44.463	+2.352
8	122	QUINALHA Bianca	BRA	7	51.375	9	0.655	+0.077	8	23.314	+1.519	45.132	+3.021
9	105	PEREZ Mayara	BRA	8	50.845	1	0.578	0.000	9	23.358	+1.563	45.442	+3.331
10	109	JEPSEN Mette	DEN	8	50.845	10	0.664	+0.086	10	23.560	+1.765	45.457	+3.346
11	110	le ROUX Enora	FRA	4	52.468	7	0.634	+0.056	11	23.613	+1.818	45.884	+3.773
12	115	HEREIJGERS Maartje	NED	14	47.883	16	0.763	+0.185	13	25.100	+3.305	46.298	+4.187
13	127	SORIANO Florencia Ayelen	ARG	12	49.320	13	0.712	+0.134	14	25.123	+3.328	46.380	+4.269
14	6	van de PERRE Tori	BEL	13	48.831	14	0.716	+0.138	12	25.090	+3.295	46.415	+4.304
15	120	DANIELS Dominique	USA	16	37.363	17	0.813	+0.235	16	27.181	+5.386	47.886	+5.775
16	119	NICOLET Cindy	SUI	15	40.426	12	0.703	+0.125	15	27.177	+5.382	49.447	+7.336
17	118	ZHINKOVA Ksenia	RUS	16	37.363	15	0.758	+0.180	17	28.368	+6.573	50.977	+8.866
		107	AGUIRRE Ania	CHI								DNS	DNS
		108	RUBIO Constanza	CHI								DNS	DNS
		116	SMULDERS Laura	NED								DNS	DNS

**Legend:**

**DNS** Did Not Start





# 2010 UCI BMX WORLD CHAMPIONSHIPS

PIETERMARITZBURG  
SOUTH AFRICA

## 2010 UCI BMX World Championships

30 JUL 2010  
16:00

Junior Women  
Time Trial Run2



### Results Time Trials with Split Times



Rank	Bike Number	Name	NOC Code	SPEED		START			SPLIT			RUN	
				Rank	Speed	Rank	Time	Behind	Rank	Time	Behind	Time	Behind
1	109	JEPSEN Mette	DEN	2	50.845	3	0.657	+0.054	1	23.572	0.000	45.417	0.000
2	127	SORIANO Florencia Ayelen	ARG	3	50.326	6	0.734	+0.131	3	24.583	+1.011	45.814	+0.397
3	6	van de PERRE Tori	BEL	5	49.818	8	0.769	+0.166	5	25.081	+1.509	46.354	+0.937
4	115	HEREIJGERS Maartje	NED	6	48.352	4	0.685	+0.082	6	25.145	+1.573	46.574	+1.157
5	110	le ROUX Enora	FRA	1	51.375	2	0.609	+0.006	2	24.002	+0.430	47.033	+1.616
6	105	PEREZ Mayara	BRA	3	50.326	1	0.603	0.000	4	24.892	+1.320	47.062	+1.645
7	120	DANIELS Dominique	USA	9	37.648	9	0.791	+0.188	7	26.910	+3.338	47.298	+1.881
8	119	NICOLET Cindy	SUI	7	40.760	7	0.735	+0.132	8	27.502	+3.930	49.717	+4.300
9	118	ZHINKOVA Ksenia	RUS	8	38.834	5	0.696	+0.093	9	28.395	+4.823	51.017	+5.600
	102	DELLAR Kirsten	AUS										
	103	McLEOD Melinda	AUS										
	122	QUINALHA Bianca	BRA										
	112	TAYLOR Abbie	GBR										
	117	O'KEEFFE Teagan	RSA										
	126	WOLCOTT Taylor	USA										
	123	CRAIN Brooke	USA										
	75	van BENTHEM Merle	NED										
	107	AGUIRRE Ania	CHI									DNS	DNS
	108	RUBIO Constanza	CHI									DNS	DNS
	116	SMULDERS Laura	NED									DNS	DNS

**Legend:**

**DNS** Did Not Start



### 2010 UCI BMX World Championships

30 JUL 2010  
16:00

Junior Women  
Time Trial Run2



#### Results with Intermediate Times



Rank	Bike Number	Name	NOC Code	Run1			Run2			Best Time	Gap
				Time	Split	Rk	Time	Split	Rk		
1	123	CRAIN Brooke	USA	<b>42.111</b>	21.891	2				42.111	
2	126	WOLCOTT Taylor	USA	<b>42.817</b>	22.273	4				42.817	+0.706
3	75	van BENTHEM Merle	NED	<b>42.869</b>	21.795	1				42.869	+0.758
4	103	McLEOD Melinda	AUS	<b>43.627</b>	22.228	3				43.627	+1.516
5	112	TAYLOR Abbie	GBR	<b>43.747</b>	22.645	6				43.747	+1.636
6	102	DELLAR Kirsten	AUS	<b>43.839</b>	22.524	5				43.839	+1.728
7	117	O'KEEFFE Teagan	RSA	<b>44.463</b>	22.942	7				44.463	+2.352
8	122	QUINALHA Bianca	BRA	<b>45.132</b>	23.314	8				45.132	+3.021
9	109	JEPSEN Mette	DEN	45.457	23.560	10	<b>45.417</b>	23.572	1	45.417	+3.306
10	127	SORIANO F A	ARG	46.380	25.123	14	<b>45.814</b>	24.583	3	45.814	+3.703
11	6	van de PERRE Tori	BEL	46.415	25.090	12	<b>46.354</b>	25.081	5	46.354	+4.243
12	115	HEREIJGERS Maartje	NED	<b>46.298</b>	25.100	13	46.574	25.145	6	46.298	+4.187
13	110	le ROUX Enora	FRA	<b>45.884</b>	23.613	11	47.033	24.002	2	45.884	+3.773
14	105	PEREZ Mayara	BRA	<b>45.442</b>	23.358	9	47.062	24.892	4	45.442	+3.331
15	120	DANIELS Dominique	USA	47.886	27.181	16	<b>47.298</b>	26.910	7	47.298	+5.187
16	119	NICOLET Cindy	SUI	<b>49.447</b>	27.177	15	49.717	27.502	8	49.447	+7.336
17	118	ZHINKOVA Ksenia	RUS	<b>50.977</b>	28.368	17	51.017	28.395	9	50.977	+8.866
	107	AGUIRRE Ania	CHI	DNS			DNS			DSQ	
	108	RUBIO Constanza	CHI	DNS			DNS			DSQ	
	116	SMULDERS Laura	NED	DNS			DNS			DSQ	

**Note:**  
In this phase the times achieved in the two runs are not added. Riders are ranked by their best time in either of the two runs. Gap time in the last column shows the time behind of the leaders best time.

**Legend:**  
DNS Did Not Start      DSQ Disqualified



# 2010 UCI BMX WORLD CHAMPIONSHIPS

**PIETERMARITZBURG  
SOUTH AFRICA**

## 2010 UCI BMX World Championships

30 JUL 2010  
16:00

**Junior Men**  
Time Trial Run1



### Start List



Start Order	Bike Number	Name	NOC Code	Date of Birth	Run1	Run2
1	215	VARGAS OVANDO Sebastián	BOL	26 MAY 1992	_____	_____
2	213	VALACHOVIC Viktor	SVK	14 NOV 1993	_____	_____
3	210	TORQUATO Guilherme	BRA	31 AUG 1993	_____	_____
4	146	SAMPEI Takamasa	JPN	16 JAN 1992	_____	_____
5	216	VIRDIS Luca	ITA	1 JUN 1993	_____	_____
6	180	HLADIK Jakub	CZE	4 JAN 1993	_____	_____
7	206	FERREIRA Igor	BRA	15 MAY 1993	_____	_____
8	170	FURUHATA Ryosuke	JPN	22 NOV 1993	_____	_____
9	162	DEMONT Jonathan	SUI	3 OCT 1992	_____	_____
10	139	FURLAN Mattia	ITA	6 MAY 1993	_____	_____
11	103	AUSTIN Christopher	RSA	18 SEP 1993	_____	_____
12	149	VILACA JUNIOR A.C.S.	BRA	10 DEC 1993	_____	_____
13	130	CLARKE Benjamin	AUS	17 JUN 1992	_____	_____
14	147	TEULLET Denis	FRA	5 JAN 1992	_____	_____
15	217	YOSHIMURA Jukia	JPN	18 FEB 1993	_____	_____
16	145	PALACIOS MUNOZ Nicolas	ECU	9 NOV 1993	_____	_____
17	208	TANNIGER Romain	SUI	28 SEP 1993	_____	_____
18	135	FOX Nicholas	NZL	13 NOV 1993	_____	_____
19	129	CARVALHO Miguel	RSA	26 FEB 1993	_____	_____
20	127	CARVALHO Igor	BRA	15 OCT 1992	_____	_____
21	179	HIDALGO Benjamin	AUS	30 JUL 1992	_____	_____
22	218	ZMAJKOVIC Matus	SVK	18 DEC 1992	_____	_____
23	203	NILSEN Per Erik	NOR	29 APR 1992	_____	_____
24	198	MENDEZ Ignacio	CHI	22 JAN 1992	_____	_____
25	197	McCORMACK Connor	CAN	8 JAN 1993	_____	_____
26	176	HENDERSON Ryan	AUS	2 OCT 1992	_____	_____
27	187	KRISTERS Taims	LAT	19 MAY 1992	_____	_____
28	138	FRANKS Daniel	NZL	2 OCT 1993	_____	_____
29	174	HARMSSEN Joris	NED	26 NOV 1992	_____	_____
30	205	OSTETI Hugo	BRA	25 OCT 1993	_____	_____
31	160	DALFARRA Leandro	BRA	11 FEB 1992	_____	_____
32	172	GANSER Maximilian	GER	12 JAN 1992	_____	_____
33	158	CAMPO Alfredo	ECU	2 MAR 1993	_____	_____
34	152	AGUIRRE Elias	CHI	29 MAR 1992	_____	_____
35	165	DUNSWORTH Matthew	AUS	14 APR 1992	_____	_____
36	155	BENETTI Nicholas	CAN	10 SEP 1992	_____	_____
37	125	CARNAVAL Douglas	BRA	15 APR 1992	_____	_____
38	133	CRUZ ORMENO Ignacio	CHI	7 MAR 1993	_____	_____
39	150	WOODCOCK Trent	NZL	4 MAY 1993	_____	_____
40	164	dos REIS Rogério	BRA	12 MAR 1992	_____	_____
41	132	CREIGHTON Steven	CAN	26 JAN 1992	_____	_____
42	148	van GENDT Twan	NED	9 JUN 1992	_____	_____
43	173	GOODWIN Darryn	AUS	2 AUG 1993	_____	_____
44	156	BIRKELAND Aleksander	NOR	15 APR 1992	_____	_____
45	195	MARTINEZ Lorin	FRA	16 JAN 1992	_____	_____
46	189	LAUSTSEN Niclas	DEN	30 AUG 1992	_____	_____
47	190	LEJINS Kristers	LAT	29 SEP 1992	_____	_____
48	142	OQUENDO ZABALA David	COL	1 APR 1992	_____	_____
49	157	BRETHAUER Luis	GER	14 SEP 1992	_____	_____
50	219	ANDRE Sylvain	FRA	14 OCT 1992	_____	_____
51	4	NYHAUG Tory	CAN	17 APR 1992	_____	_____
52	207	SHARRAH Corben	USA	20 APR 1992	_____	_____
53	134	FIELDS Connor	USA	14 SEP 1992	_____	_____





2010 UCI BMX  
WORLD CHAMPIONSHIPS

PIETERMARITZBURG  
SOUTH AFRICA

## 2010 UCI BMX World Championships

30 JUL 2010  
16:00

Junior Men  
Time Trial Run1



### Start List



**Qualification Rule:** best 48 riders qualify for the next round. 24 after run #1 and 24 after run #2





# 2010 UCI BMX WORLD CHAMPIONSHIPS

**PIETERMARITZBURG  
SOUTH AFRICA**

## 2010 UCI BMX World Championships

30 JUL 2010  
16:00

**Junior Men**  
Time Trial Run2



### Results



Rank	Bike Number	Name	NOC Code	Run1 Time	Run2 Time	Best Time	Gap
1	219	ANDRE Sylvain	FRA	<b>38.985</b>		Q 38.985	
2	134	FIELDS Connor	USA	<b>39.803</b>		Q 39.803	+0.818
3	207	SHARRAH Corben	USA	<b>39.823</b>		Q 39.823	+0.838
4	195	MARTINEZ Lorin	FRA	<b>40.513</b>		Q 40.513	+1.528
5	150	WOODCOCK Trent	NZL	<b>40.530</b>		Q 40.530	+1.545
6	160	DALFARRA Leandro	BRA	<b>40.968</b>		Q 40.968	+1.983
7	190	LEJINS Kristers	LAT	<b>41.042</b>		Q 41.042	+2.057
8	157	BRETHAUER Luis	GER	<b>41.373</b>		Q 41.373	+2.388
9	172	GANSER Maximilian	GER	<b>41.620</b>		Q 41.620	+2.635
10	156	BIRKELAND Aleksander	NOR	<b>41.950</b>		Q 41.950	+2.965
11	205	OSTETI Hugo	BRA	<b>42.086</b>		Q 42.086	+3.101
12	147	TEULLET Denis	FRA	<b>42.379</b>		Q 42.379	+3.394
13	206	FERREIRA Igor	BRA	<b>42.589</b>		Q 42.589	+3.604
14	189	LAUSTSEN Niclas	DEN	<b>42.597</b>		Q 42.597	+3.612
15	187	KRISTERS Taims	LAT	<b>42.598</b>		Q 42.598	+3.613
16	197	McCORMACK Connor	CAN	<b>42.601</b>		Q 42.601	+3.616
17	133	CRUZ ORMENO Ignacio	CHI	<b>42.915</b>		Q 42.915	+3.930
18	176	HENDERSON Ryan	AUS	<b>43.097</b>		Q 43.097	+4.112
19	164	dos REIS Rogério	BRA	<b>43.251</b>		Q 43.251	+4.266
20	165	DUNSWORTH Matthew	AUS	<b>43.966</b>		Q 43.966	+4.981
21	203	NILSEN Per Erik	NOR	<b>44.607</b>		Q 44.607	+5.622
22	130	CLARKE Benjamin	AUS	<b>45.016</b>		Q 45.016	+6.031
23	217	YOSHIMURA Jukia	JPN	<b>45.352</b>		Q 45.352	+6.367
24	148	van GENDT Twan	NED	<b>45.580</b>		Q 45.580	+6.595
25	142	OQUENDO ZABALA David	COL	47.092	<b>41.490</b>	Q 41.490	+2.505
26	174	HARMSSEN Joris	NED	46.462	<b>43.080</b>	Q 43.080	+4.095
27	125	CARNAVAL Douglas	BRA	48.444	<b>45.396</b>	Q 45.396	+6.411
28	135	FOX Nicholas	NZL	50.697	<b>46.297</b>	Q 46.297	+7.312
29	127	CARVALHO Igor	BRA	50.476	<b>46.527</b>	Q 46.527	+7.542
30	145	PALACIOS MUNOZ Nicolas	ECU	49.054	<b>47.423</b>	Q 47.423	+8.438
31	152	AGUIRRE Elias	CHI	50.189	<b>47.739</b>	Q 47.739	+8.754
32	215	VARGAS OVANDO Sebastián	BOL	49.087	<b>47.835</b>	Q 47.835	+8.850
33	208	TANNIGER Romain	SUI	<b>47.315</b>	48.152	Q 47.315	+8.330
34	162	DEMONT Jonathan	SUI	<b>47.079</b>	48.320	Q 47.079	+8.094
35	138	FRANKS Daniel	NZL	<b>48.260</b>	48.424	Q 48.260	+9.275
36	139	FURLAN Mattia	ITA	58.928	<b>48.469</b>	Q 48.469	+9.484
37	180	HLADIK Jakub	CZE	<b>48.507</b>	48.541	Q 48.507	+9.522
38	198	MENDEZ Ignacio	CHI	<b>48.785</b>	49.022	Q 48.785	+9.800
39	179	HIDALGO Benjamin	AUS	<b>49.152</b>	49.487	Q 49.152	+10.167
40	216	VIRDIS Luca	ITA	49.580	<b>49.493</b>	Q 49.493	+10.508
41	149	VILACA JUNIOR A.C.S.	BRA	50.223	<b>49.834</b>	Q 49.834	+10.849
42	173	GOODWIN Darryn	AUS	<b>49.572</b>	49.920	Q 49.572	+10.587
43	146	SAMPEI Takamasa	JPN	<b>48.969</b>	50.012	Q 48.969	+9.984
44	129	CARVALHO Miguel	RSA	<b>49.362</b>	50.986	Q 49.362	+10.377
45	210	TORQUATO Guilherme	BRA	<b>51.122</b>	51.278	Q 51.122	+12.137





# 2010 UCI BMX WORLD CHAMPIONSHIPS

## PIETERMARITZBURG SOUTH AFRICA

### 2010 UCI BMX World Championships

30 JUL 2010  
16:00

Junior Men  
Time Trial Run2



#### Results



Rank	Bike Number	Name	NOC Code	Run1 Time	Run2 Time	Best Time	Gap
46	132	CREIGHTON Steven	CAN	50.074	52.831	Q 50.074	+11.089
47	155	BENETTI Nicholas	CAN	DNF	1:02.281	Q 1:02.281	+23.296
	4	NYHAUG Tory	CAN	DNS	DNS	DSQ	
	103	AUSTIN Christopher	RSA	DNF	DNS	DSQ	
	158	CAMPO Alfredo	ECU	DNS	DNS	DSQ	
	170	FURUHATA Ryosuke	JPN	DNS	DNS	DSQ	
	213	VALACHOVIC Viktor	SVK	DNS	DNS	DSQ	
	218	ZMAJKOVIC Matus	SVK	DNS	DNS	DSQ	

#### Note:

In this phase the times achieved in the two runs are not added. Riders are ranked by their best time in either of the two runs. Gap time in the last column shows the time behind of the leaders best time.

#### Legend:

**DNF** Did Not Finish      **DNS** Did Not Start      **DSQ** Disqualified





# 2010 UCI BMX WORLD CHAMPIONSHIPS

**PIETERMARITZBURG  
SOUTH AFRICA**

## 2010 UCI BMX World Championships

30 JUL 2010  
16:00

**Junior Men**  
Time Trial Run1



### Results Time Trials with Split Times



Rank	Bike Number	Name	NOC Code	SPEED		START			SPLIT			RUN	
				Rank	Speed	Rank	Time	Behind	Rank	Time	Behind	Time	Behind
1	219	ANDRE Sylvain	FRA	4	56.045	17	0.577	+0.034	3	19.227	+0.205	38.985	0.000
2	134	FIELDS Connor	USA	9	55.415	9	0.566	+0.023	1	19.022	0.000	39.803	+0.818
3	207	SHARRAH Corben	USA	9	55.415	14	0.573	+0.030	2	19.181	+0.159	39.823	+0.838
4	195	MARTINEZ Lorin	FRA	26	53.608	3	0.550	+0.007	4	19.574	+0.552	40.513	+1.528
5	150	WOODCOCK Trent	NZL	14	54.800	15	0.575	+0.032	6	19.743	+0.721	40.530	+1.545
6	160	DALFARRA Leandro	BRA	26	53.608	7	0.563	+0.020	5	19.646	+0.624	40.968	+1.983
7	190	LEJINS Kristers	LAT	26	53.608	26	0.592	+0.049	7	19.777	+0.755	41.042	+2.057
8	157	BRETHAUER Luis	GER	14	54.800	17	0.577	+0.034	12	20.086	+1.064	41.373	+2.388
9	172	GANSER Maximilian	GER	21	54.197	7	0.563	+0.020	10	20.004	+0.982	41.620	+2.635
10	156	BIRKELAND Aleksander	NOR	26	53.608	11	0.568	+0.025	11	20.056	+1.034	41.950	+2.965
11	205	OSTETI Hugo	BRA	3	56.689	31	0.599	+0.056	8	19.891	+0.869	42.086	+3.101
12	147	TEULLET Denis	FRA	39	52.468	4	0.551	+0.008	16	20.405	+1.383	42.379	+3.394
13	206	FERREIRA Igor	BRA	9	55.415	17	0.577	+0.034	19	20.533	+1.511	42.589	+3.604
14	189	LAUSTSEN Niclas	DEN	4	56.045	21	0.582	+0.039	20	20.574	+1.552	42.597	+3.612
15	187	KRISTERS Taims	LAT	14	54.800	38	0.617	+0.074	14	20.247	+1.225	42.598	+3.613
16	197	McCORMACK Connor	CAN	21	54.197	30	0.595	+0.052	18	20.499	+1.477	42.601	+3.616
17	133	CRUZ ORMENO Ignacio	CHI	9	55.415	13	0.571	+0.028	22	20.806	+1.784	42.915	+3.930
18	176	HENDERSON Ryan	AUS	14	54.800	25	0.588	+0.045	23	20.950	+1.928	43.097	+4.112
19	164	dos REIS Rogério	BRA	39	52.468	22	0.583	+0.040	21	20.731	+1.709	43.251	+4.266
20	165	DUNSWORTH Matthew	AUS	1	58.023	5	0.559	+0.016	9	19.925	+0.903	43.966	+4.981
21	203	NILSEN Per Erik	NOR	48	48.352	20	0.581	+0.038	29	21.872	+2.850	44.607	+5.622
22	130	CLARKE Benjamin	AUS	4	56.045	40	0.622	+0.079	26	21.367	+2.345	45.016	+6.031
23	217	YOSHIMURA Kujia	JPN	14	54.800	39	0.620	+0.077	16	20.405	+1.383	45.352	+6.367
24	148	van GENDT Twan	NED	2	57.348	1	0.543	0.000	25	21.313	+2.291	45.580	+6.595
25	174	HARMSSEN Joris	NED	14	54.800	12	0.569	+0.026	27	21.525	+2.503	46.462	+7.477
26	162	DEMONT Jonathan	SUI	32	53.032	36	0.610	+0.067	31	22.162	+3.140	47.079	+8.094
27	142	OQUEENDO ZABALA David	COL	21	54.197	6	0.562	+0.019	13	20.213	+1.191	47.092	+8.107
28	208	TANNIGER Romain	SUI	32	53.032	2	0.548	+0.005	30	22.068	+3.046	47.315	+8.330
29	138	FRANKS Daniel	NZL	32	53.032	44	0.644	+0.101	35	22.377	+3.355	48.260	+9.275
30	125	CARNAVAL Douglas	BRA	4	56.045	41	0.623	+0.080	41	22.935	+3.913	48.444	+9.459
31	180	HLADIK Jakub	CZE	39	52.468	43	0.639	+0.096	34	22.211	+3.189	48.507	+9.522
32	198	MENDEZ Ignacio	CHI	39	52.468	42	0.628	+0.085	37	22.631	+3.609	48.785	+9.800
33	146	SAMPEI Takamasa	JPN	26	53.608	26	0.592	+0.049	36	22.609	+3.587	48.969	+9.984
34	145	PALACIOS MUNOZ Nicolas	ECU	21	54.197	46	0.649	+0.106	38	22.742	+3.720	49.054	+10.069
35	215	VARGAS OVANDO Sebastián	BOL	32	53.032	16	0.576	+0.033	28	21.734	+2.712	49.087	+10.102
36	179	HIDALGO Benjamin	AUS	4	56.045	45	0.646	+0.103	40	22.931	+3.909	49.152	+10.167
37	129	CARVALHO Miguel	RSA	46	50.326	32	0.603	+0.060	39	22.798	+3.776	49.362	+10.377
38	173	GOODWIN Darryn	AUS	9	55.415	10	0.567	+0.024	15	20.402	+1.380	49.572	+10.587
39	216	VIRDIS Luca	ITA	32	53.032	22	0.583	+0.040	33	22.176	+3.154	49.580	+10.595
40	132	CREIGHTON Steven	CAN	44	51.915	28	0.594	+0.051	44	23.419	+4.397	50.074	+11.089
41	152	AGUIRRE Elias	CHI	45	51.375	24	0.587	+0.044	43	23.415	+4.393	50.189	+11.204
42	149	VILACA JUNIOR A.C.S.	BRA	32	53.032	48	0.661	+0.118	32	22.166	+3.144	50.223	+11.238
43	127	CARVALHO Igor	BRA	46	50.326	35	0.608	+0.065	42	23.026	+4.004	50.476	+11.491
44	135	FOX Nicholas	NZL	26	53.608	28	0.594	+0.051	46	23.625	+4.603	50.697	+11.712
45	210	TORQUATO Guilherme	BRA	39	52.468	34	0.607	+0.064	45	23.493	+4.471	51.122	+12.137
46	139	FURLAN Mattia	ITA	32	53.032	37	0.616	+0.073	47	26.124	+7.102	58.928	+19.943
	103	AUSTIN Christopher	RSA	21	54.197	47	0.651	+0.108	24	21.152	+2.130	DNF	DNF
	155	BENETTI Nicholas	CAN	14	54.800	33	0.605	+0.062				DNF	DNF
	4	NYHAUG Tory	CAN								DNS	DNS	DNS
	158	CAMPO Alfredo	ECU								DNS	DNS	DNS
	170	FURUHATA Ryosuke	JPN								DNS	DNS	DNS
	213	VALACHOVIC Viktor	SVK								DNS	DNS	DNS
	218	ZMAJKOVIC Matus	SVK								DNS	DNS	DNS





2010 UCI BMX  
WORLD CHAMPIONSHIPS

PIETERMARITZBURG  
SOUTH AFRICA

## 2010 UCI BMX World Championships

30 JUL 2010  
16:00

Junior Men  
Time Trial Run1




Results Time Trials with Split Times



**Legend:**

**DNF** Did Not Finish

**DNS** Did Not Start

Timing and Results by  **SWISS TIMING**  
CBM01\_73A\_ST 0.0

[www.bmxworldchampsmb.co.za](http://www.bmxworldchampsmb.co.za)  
Report Created FRI 30 JUL 2010 17:19

**SHIMANO**

Page 2 / 2



sport & recreation  
Department:  
Sport and Recreation South Africa  
REPUBLIC OF SOUTH AFRICA





# 2010 UCI BMX WORLD CHAMPIONSHIPS

**PIETERMARITZBURG  
SOUTH AFRICA**

## 2010 UCI BMX World Championships

30 JUL 2010  
16:00

**Junior Men**  
Time Trial Run2



### Results Time Trials with Split Times



Rank	Bike Number	Name	NOC Code	SPEED		START			SPLIT			RUN	
				Rank	Speed	Rank	Time	Behind	Rank	Time	Behind	Time	Behind
1	142	OQUENDO ZABALA David	COL	9	53.032	7	0.575	+0.046	1	20.149	0.000	41.490	0.000
2	174	HARMSSEN Joris	NED	3	54.800	4	0.566	+0.037	4	20.890	+0.741	43.080	+1.590
3	125	CARNAVAL Douglas	BRA	1	56.689	19	0.640	+0.111	2	20.706	+0.557	45.396	+3.906
4	135	FOX Nicholas	NZL	6	53.608	10	0.591	+0.062	3	20.876	+0.727	46.297	+4.807
5	127	CARVALHO Igor	BRA	20	51.375	8	0.585	+0.056	5	20.919	+0.770	46.527	+5.037
6	145	PALACIOS MUNOZ Nicolas	ECU	6	53.608	20	0.646	+0.117	6	21.231	+1.082	47.423	+5.933
7	152	AGUIRRE Elias	CHI	4	54.197	16	0.621	+0.092	7	22.104	+1.955	47.739	+6.249
8	215	VARGAS OVANDO Sebastián	BOL	20	51.375	5	0.569	+0.040	8	22.171	+2.022	47.835	+6.345
9	208	TANNIGER Romain	SUI	9	53.032	1	0.529	0.000	16	23.114	+2.965	48.152	+6.662
10	162	DEMONT Jonathan	SUI	14	52.468	13	0.611	+0.082	17	23.257	+3.108	48.320	+6.830
11	138	FRANKS Daniel	NZL	9	53.032	15	0.614	+0.085	11	22.492	+2.343	48.424	+6.934
12	139	FURLAN Mattia	ITA	6	53.608	2	0.565	+0.036	9	22.229	+2.080	48.469	+6.979
13	180	HLADIK Jakub	CZE	17	51.915	18	0.634	+0.105	10	22.305	+2.156	48.541	+7.051
14	198	MENDEZ Ignacio	CHI	14	52.468	17	0.623	+0.094	13	22.649	+2.500	49.022	+7.532
15	179	HIDALGO Benjamin	AUS	4	54.197	22	0.680	+0.151	14	23.104	+2.955	49.487	+7.997
16	216	VIRDIS Luca	ITA	14	52.468	5	0.569	+0.040	12	22.608	+2.459	49.493	+8.003
17	149	VILACA JUNIOR A.C.S.	BRA	9	53.032	20	0.646	+0.117	15	23.107	+2.958	49.834	+8.344
18	173	GOODWIN Darryn	AUS	2	55.415	2	0.565	+0.036	22	24.040	+3.891	49.920	+8.430
19	146	SAMPEI Takamasa	JPN	9	53.032	12	0.599	+0.070	19	23.634	+3.485	50.012	+8.522
20	129	CARVALHO Miguel	RSA	20	51.375	14	0.613	+0.084	21	23.925	+3.776	50.986	+9.496
21	210	TORQUATO Guilherme	BRA	17	51.915	11	0.598	+0.069	20	23.901	+3.752	51.278	+9.788
22	132	CREIGHTON Steven	CAN	17	51.915	9	0.587	+0.058	18	23.268	+3.119	52.831	+11.341
23	155	BENETTI Nicholas	CAN	23	37.938	23	0.825	+0.296	23	33.964	+13.815	1:02.281	+20.791
	206	FERREIRA Igor	BRA										
	130	CLARKE Benjamin	AUS										
	147	TEULLET Denis	FRA										
	217	YOSHIMURA Jukia	JPN										
	203	NILSEN Per Erik	NOR										
	197	McCORMACK Connor	CAN										
	176	HENDERSON Ryan	AUS										
	187	KRISTERS Taims	LAT										
	205	OSTETI Hugo	BRA										
	160	DALFARRA Leandro	BRA										
	172	GANSER Maximilian	GER										
	165	DUNSWORTH Matthew	AUS										
	133	CRUZ ORMENO Ignacio	CHI										
	150	WOODCOCK Trent	NZL										
	164	dos REIS Rogério	BRA										
	148	van GENDT Twan	NED										
	156	BIRKELAND Aleksander	NOR										
	195	MARTINEZ Lorin	FRA										
	189	LAUSTSEN Niclas	DEN										
	190	LEJINS Kristers	LAT										
	157	BRETHAUER Luis	GER										
	219	ANDRE Sylvain	FRA										
	207	SHARRAH Corben	USA										
	134	FIELDS Connor	USA										
	4	NYHAUG Tory	CAN										DNS
	103	AUSTIN Christopher	RSA										DNS
	158	CAMPO Alfredo	ECU										DNS
	170	FURUHATA Ryosuke	JPN										DNS
	213	VALACHOVIC Viktor	SVK										DNS
	218	ZMAJKOVIC Matus	SVK										DNS





2010 UCI BMX  
WORLD CHAMPIONSHIPS

PIETERMARITZBURG  
SOUTH AFRICA

## 2010 UCI BMX World Championships

30 JUL 2010  
16:00


Junior Men  
Time Trial Run2



Results Time Trials with Split Times



Legend:  
DNS Did Not Start

Timing and Results by  SWISS TIMING  
CBM01\_73A\_ST 0.0

[www.bmxworldchampspmb.co.za](http://www.bmxworldchampspmb.co.za)  
Report Created FRI 30 JUL 2010 17:59

  
Page 2 / 2



sport & recreation  
Department:  
Sport and Recreation South Africa  
REPUBLIC OF SOUTH AFRICA





# 2010 UCI BMX WORLD CHAMPIONSHIPS

PIETERMARITZBURG  
SOUTH AFRICA

## 2010 UCI BMX World Championships

30 JUL 2010  
16:00

Junior Men  
Time Trial Run2



### Results with Intermediate Times



Rank	Bike Number	Name	NOC Code	Run1			Run2			Best Time	Gap
				Time	Split	Rk	Time	Split	Rk		
1	219	ANDRE Sylvain	FRA	38.985	19.227	3				38.985	
2	134	FIELDS Connor	USA	39.803	19.022	1				39.803	+0.818
3	207	SHARRAH Corben	USA	39.823	19.181	2				39.823	+0.838
4	195	MARTINEZ Lorin	FRA	40.513	19.574	4				40.513	+1.528
5	150	WOODCOCK Trent	NZL	40.530	19.743	6				40.530	+1.545
6	160	DALFARRA Leandro	BRA	40.968	19.646	5				40.968	+1.983
7	190	LEJINS Kristers	LAT	41.042	19.777	7				41.042	+2.057
8	157	BRETHAUER Luis	GER	41.373	20.086	12				41.373	+2.388
9	172	GANSER Maximilian	GER	41.620	20.004	10				41.620	+2.635
10	156	BIRKELAND A	NOR	41.950	20.056	11				41.950	+2.965
11	205	OSTETI Hugo	BRA	42.086	19.891	8				42.086	+3.101
12	147	TEULLET Denis	FRA	42.379	20.405	16				42.379	+3.394
13	206	FERREIRA Igor	BRA	42.589	20.533	19				42.589	+3.604
14	189	LAUSTSEN Niclas	DEN	42.597	20.574	20				42.597	+3.612
15	187	KRISTERS Taims	LAT	42.598	20.247	14				42.598	+3.613
16	197	McCORMACK Connor	CAN	42.601	20.499	18				42.601	+3.616
17	133	CRUZ ORMENO I	CHI	42.915	20.806	22				42.915	+3.930
18	176	HENDERSON Ryan	AUS	43.097	20.950	23				43.097	+4.112
19	164	dos REIS Rogério	BRA	43.251	20.731	21				43.251	+4.266
20	165	DUNSWORTH Matthew	AUS	43.966	19.925	9				43.966	+4.981
21	203	NILSEN Per Erik	NOR	44.607	21.872	29				44.607	+5.622
22	130	CLARKE Benjamin	AUS	45.016	21.367	26				45.016	+6.031
23	217	YOSHIMURA Jukia	JPN	45.352	20.405	16				45.352	+6.367
24	148	van GENDT Twan	NED	45.580	21.313	25				45.580	+6.595
25	142	OQUENDO ZABALA D	COL	47.092	20.213	13	41.490	20.149	1	41.490	+2.505
26	174	HARMSSEN Joris	NED	46.462	21.525	27	43.080	20.890	4	43.080	+4.095
27	125	CARNAVAL Douglas	BRA	48.444	22.935	41	45.396	20.706	2	45.396	+6.411
28	135	FOX Nicholas	NZL	50.697	23.625	46	46.297	20.876	3	46.297	+7.312
29	127	CARVALHO Igor	BRA	50.476	23.026	42	46.527	20.919	5	46.527	+7.542
30	145	PALACIOS MUNOZ N	ECU	49.054	22.742	38	47.423	21.231	6	47.423	+8.438
31	152	AGUIRRE Elias	CHI	50.189	23.415	43	47.739	22.104	7	47.739	+8.754
32	215	VARGAS OVANDO S	BOL	49.087	21.734	28	47.835	22.171	8	47.835	+8.850
33	208	TANNIGER Romain	SUI	47.315	22.068	30	48.152	23.114	16	47.315	+8.330
34	162	DEMONT Jonathan	SUI	47.079	22.162	31	48.320	23.257	17	47.079	+8.094
35	138	FRANKS Daniel	NZL	48.260	22.377	35	48.424	22.492	11	48.260	+9.275
36	139	FURLAN Mattia	ITA	58.928	26.124	47	48.469	22.229	9	48.469	+9.484
37	180	HLADIK Jakub	CZE	48.507	22.211	34	48.541	22.305	10	48.507	+9.522
38	198	MENDEZ Ignacio	CHI	48.785	22.631	37	49.022	22.649	13	48.785	+9.800
39	179	HIDALGO Benjamin	AUS	49.152	22.931	40	49.487	23.104	14	49.152	+10.167
40	216	VIRDIS Luca	ITA	49.580	22.176	33	49.493	22.608	12	49.493	+10.508
41	149	ILDICA JUNIOR A.C.S.	BRA	50.223	22.166	32	49.834	23.107	15	49.834	+10.849
42	173	GOODWIN Darryn	AUS	49.572	20.402	15	49.920	24.040	22	49.572	+10.587
43	146	SAMPEI Takamasa	JPN	48.969	22.609	36	50.012	23.634	19	48.969	+9.984
44	129	CARVALHO Miguel	RSA	49.362	22.798	39	50.986	23.925	21	49.362	+10.377
45	210	TORQUATO Guilherme	BRA	51.122	23.493	45	51.278	23.901	20	51.122	+12.137
46	132	CREIGHTON Steven	CAN	50.074	23.419	44	52.831	23.268	18	50.074	+11.089
47	155	BENETTI Nicholas	CAN	DNF			1:02.281	33.964	23	1:02.281	+23.296
	4	NYHAUG Tory	CAN	DNS			DNS			DSQ	
	103	AUSTIN Christopher	RSA	DNF	21.152	24	DNS			DSQ	
	158	CAMPO Alfredo	ECU	DNS			DNS			DSQ	
	170	FURUHATA Ryosuke	JPN	DNS			DNS			DSQ	
	213	VALACHOVIC Viktor	SVK	DNS			DNS			DSQ	
	218	ZMAJKOVIC Matus	SVK	DNS			DNS			DSQ	





# 2010 UCI BMX WORLD CHAMPIONSHIPS

PIETERMARITZBURG  
SOUTH AFRICA

## 2010 UCI BMX World Championships

30 JUL 2010  
16:00

Junior Men  
Time Trial Run2



### Results with Intermediate Times



**Note:**  
In this phase the times achieved in the two runs are not added. Riders are ranked by their best time in either of the two runs. Gap time in the last column shows the time behind of the leaders best time.

**Legend:**  
**DNF** Did Not Finish      **DNS** Did Not Start      **DSQ** Disqualified





# 2010 UCI BMX WORLD CHAMPIONSHIPS

**PIETERMARITZBURG  
SOUTH AFRICA**

## 2010 UCI BMX World Championships

31 JUL 2010  
10:00

**Elite Women**  
Time Trial Run1



### Start List



Start Order	Bike Number	Name	NOC Code	Date of Birth	Run1	Run2
1	105	FRANCOIS Maurane	FRA	17 AUG 1991	_____	_____
2	103	BESKHMELNOVA Marina	RUS	26 JUN 1988	_____	_____
3	71	HILL Victoria	NZL	30 JUL 1990	_____	_____
4	30	MIWA Ayaka	JPN	23 DEC 1988	_____	_____
5	106	MANTILLA Estefania	ECU	1 MAY 1989	_____	_____
6	46	CALLAN Ziggy	AUS	12 MAY 1989	_____	_____
7	66	KLAUS Lieke	NED	28 OCT 1989	_____	_____
8	39	CARR Amanda	USA	24 JUN 1990	_____	_____
9	102	ALEKSEJEWA Sandra	LAT	3 MAY 1991	_____	_____
10	91	van HOOFF Elke	BEL	16 DEC 1991	_____	_____
11	19	DESPEAUX Amélie	FRA	19 MAR 1987	_____	_____
12	55	CALLISTO Nicole	AUS	12 NOV 1987	_____	_____
13	27	LABOUNKOVA Romana	CZE	27 APR 1989	_____	_____
14	121	VERHAGEN Ashley	USA	14 OCT 1991	_____	_____
15	222	RIMSAITE Vilma	LTU	24 FEB 1983	_____	_____
16	4	HORÁKOVÁ Jana	CZE	4 SEP 1983	_____	_____
17	118	READE Shanaze	GBR	23 SEP 1988	_____	_____
18	8	DIAZ Maria Gabriela	ARG	21 JAN 1981	_____	_____
19	44	SEESING Joyce	NED	22 FEB 1990	_____	_____
20	52	HLADIKOVA Aneta	CZE	30 AUG 1984	_____	_____
21	31	GEVING Amanda	USA	8 FEB 1989	_____	_____
22	21	REYNOLDS Lauren	AUS	25 JUN 1991	_____	_____
23	104	BRACKEN Rachel	AUS	30 JUN 1991	_____	_____
24	15	MARTIN Arielle	USA	30 JUL 1985	_____	_____
25	96	WALKER Sarah	NZL	10 JUL 1988	_____	_____
26	11	POST Alise	USA	17 JAN 1991	_____	_____
27	100	PAJON Mariana	COL	10 OCT 1991	_____	_____
28	68	BUCHANAN Caroline	AUS	24 OCT 1990	_____	_____
29	22	le CORGUILLÉ Laëtitia	FRA	29 JUL 1986	_____	_____

**Qualification Rule:** best 24 riders qualify for the next round. 12 after run #1 and 12 after run #2



**2010 UCI BMX World Championships**

 31 JUL 2010  
10:00

**Elite Women**  
Time Trial Run2

**Results**


Rank	Bike Number	Name	NOC Code	Run1 Time	Run2 Time	Best Time	Gap
1	100	PAJON Mariana	COL	<b>39.853</b>		Q 39.853	
2	68	BUCHANAN Caroline	AUS	<b>39.972</b>		Q 39.972	+0.119
3	118	READE Shanaze	GBR	<b>40.070</b>		Q 40.070	+0.217
4	22	le CORGUILLÉ Laëtitia	FRA	<b>40.212</b>		Q 40.212	+0.359
5	96	WALKER Sarah	NZL	<b>40.787</b>		Q 40.787	+0.934
6	19	DESPEAUX Amélie	FRA	<b>40.969</b>		Q 40.969	+1.116
7	21	REYNOLDS Lauren	AUS	<b>40.987</b>		Q 40.987	+1.134
8	52	HLADIKOVA Aneta	CZE	<b>41.487</b>		Q 41.487	+1.634
9	8	DIAZ Maria Gabriela	ARG	<b>41.512</b>		Q 41.512	+1.659
10	15	MARTIN Arielle	USA	<b>41.897</b>		Q 41.897	+2.044
11	39	CARR Amanda	USA	<b>41.936</b>		Q 41.936	+2.083
12	44	SEESING Joyce	NED	<b>41.962</b>		Q 41.962	+2.109
13	4	HORÁKOVÁ Jana	CZE	42.114	<b>41.210</b>	Q 41.210	+1.357
14	27	LABOUNKOVA Romana	CZE	42.762	<b>41.547</b>	Q 41.547	+1.694
15	91	van HOOFF Elke	BEL	42.264	<b>41.711</b>	Q 41.711	+1.858
16	222	RIMSAITE Vilma	LTU	48.163	<b>41.794</b>	Q 41.794	+1.941
17	31	GEVING Amanda	USA	42.580	<b>41.998</b>	Q 41.998	+2.145
18	66	KLAUS Lieke	NED	42.304	<b>42.097</b>	Q 42.097	+2.244
19	104	BRACKEN Rachel	AUS	<b>41.997</b>	42.354	Q 41.997	+2.144
20	11	POST Alise	USA	<b>42.193</b>	42.581	Q 42.193	+2.340
21	121	VERHAGEN Ashley	USA	<b>42.833</b>	43.181	Q 42.833	+2.980
22	106	MANTILLA Estefania	ECU	<b>44.577</b>	44.747	Q 44.577	+4.724
23	102	ALEKSEJEWА Sandra	LAT	45.052	<b>44.911</b>	Q 44.911	+5.058
24	30	MIWA Ayaka	JPN	48.782	<b>46.175</b>	Q 46.175	+6.322
25	71	HILL Victoria	NZL	DNS	<b>47.585</b>	47.585	+7.732
26	105	FRANCOIS Maurane	FRA	50.789	<b>49.916</b>	49.916	+10.063
27	46	CALLAN Ziggy	AUS	<b>44.706</b>	51.025	44.706	+4.853
	55	CALLISTO Nicole	AUS	DNS	DNS	DSQ	
	103	BESKHMEЛNOVA Marina	RUS	51.491	DNS	DSQ	

**Note:**  
In this phase the times achieved in the two runs are not added. Riders are ranked by their best time in either of the two runs. Gap time in the last column shows the time behind of the leaders best time.

**Legend:**  
DNS Did Not Start      DSQ Disqualified



# 2010 UCI BMX WORLD CHAMPIONSHIPS

PIETERMARITZBURG  
SOUTH AFRICA

## 2010 UCI BMX World Championships

31 JUL 2010  
10:00

Elite Women  
Time Trial Run1



### Results Time Trials with Split Times



Rank	Bike Number	Name	NOC Code	SPEED		START			SPLIT			RUN	
				Rank	Speed	Rank	Time	Behind	Rank	Time	Behind	Time	Behind
1	100	PAJON Mariana	COL	4	53.608	18	0.621	+0.050	4	20.840	+0.340	39.853	0.000
2	68	BUCHANAN Caroline	AUS	1	54.800	7	0.601	+0.030	2	20.786	+0.286	39.972	+0.119
3	118	READE Shanaze	GBR	10	51.915	6	0.596	+0.025	1	20.500	0.000	40.070	+0.217
4	22	le CORGUILLÉ Laëtitia	FRA	2	54.197	4	0.594	+0.023	3	20.809	+0.309	40.212	+0.359
5	96	WALKER Sarah	NZL	6	53.032	13	0.613	+0.042	5	21.001	+0.501	40.787	+0.934
6	19	DESPEAUX Amélie	FRA	15	51.375	14	0.617	+0.046	8	21.584	+1.084	40.969	+1.116
7	21	REYNOLDS Lauren	AUS	22	49.818	2	0.589	+0.018	6	21.185	+0.685	40.987	+1.134
8	52	HLADIKOVA Aneta	CZE	6	53.032	11	0.607	+0.036	11	21.732	+1.232	41.487	+1.634
9	8	DIAZ Maria Gabriela	ARG	6	53.032	5	0.595	+0.024	7	21.482	+0.982	41.512	+1.659
10	15	MARTIN Arielle	USA	15	51.375	16	0.618	+0.047	10	21.710	+1.210	41.897	+2.044
11	39	CARR Amanda	USA	10	51.915	24	0.661	+0.090	9	21.697	+1.197	41.936	+2.083
12	44	SEESING Joyce	NED	4	53.608	23	0.650	+0.079	16	22.066	+1.566	41.962	+2.109
13	104	BRACKEN Rachel	AUS	10	51.915	1	0.571	0.000	13	21.852	+1.352	41.997	+2.144
14	4	HORÁKOVÁ Jana	CZE	15	51.375	3	0.591	+0.020	19	22.267	+1.767	42.114	+2.261
15	11	POST Alise	USA	6	53.032	8	0.603	+0.032	15	21.966	+1.466	42.193	+2.340
16	91	van HOOFF Elke	BEL	10	51.915	14	0.617	+0.046	17	22.148	+1.648	42.264	+2.411
17	66	KLAUS Lieke	NED	15	51.375	20	0.641	+0.070	18	22.181	+1.681	42.304	+2.451
18	31	GEVING Amanda	USA	15	51.375	9	0.604	+0.033	12	21.738	+1.238	42.580	+2.727
19	27	LABOUNKOVA Romana	CZE	2	54.197	17	0.619	+0.048	20	22.270	+1.770	42.762	+2.909
20	121	VERHAGEN Ashley	USA	15	51.375	12	0.611	+0.040	14	21.904	+1.404	42.833	+2.980
21	106	MANTILLA Estefania	ECU	22	49.818	21	0.642	+0.071	21	23.241	+2.741	44.577	+4.724
22	46	CALLAN Ziggy	AUS	21	50.845	25	0.683	+0.112	22	23.468	+2.968	44.706	+4.853
23	102	ALEKSEJEWA Sandra	LAT	25	48.352	19	0.626	+0.055	23	23.604	+3.104	45.052	+5.199
24	222	RIMSAITE Vilma	LTU	10	51.915	10	0.606	+0.035	24	24.153	+3.653	48.163	+8.310
25	30	MIWA Ayaka	JPN	24	49.320	22	0.645	+0.074	25	25.996	+5.496	48.782	+8.929
26	105	FRANCOIS Maurane	FRA	26	40.760	26	0.687	+0.116	26	27.664	+7.164	50.789	+10.936
27	103	BESKHMELNOVA Marina	RUS	26	40.760	27	0.880	+0.309	27	28.305	+7.805	51.491	+11.638
	55	CALLISTO Nicole	AUS									DNS	DNS
	71	HILL Victoria	NZL									DNS	DNS

**Legend:**

DNS Did Not Start





# 2010 UCI BMX WORLD CHAMPIONSHIPS

**PIETERMARITZBURG  
SOUTH AFRICA**

## 2010 UCI BMX World Championships

31 JUL 2010  
10:00

**Elite Women**  
Time Trial Run2



### Results Time Trials with Split Times



Rank	Bike Number	Name	NOC Code	SPEED		START			SPLIT			RUN	
				Rank	Speed	Rank	Time	Behind	Rank	Time	Behind	Time	Behind
1	4	HORÁKOVÁ Jana	CZE	4	51.915	1	0.582	0.000	2	21.705	+0.225	41.210	0.000
2	27	LABOUNKOVA Romana	CZE	1	54.197	8	0.636	+0.054	3	21.713	+0.233	41.547	+0.337
3	91	van HOOFF Elke	BEL	7	51.375	5	0.622	+0.040	4	21.882	+0.402	41.711	+0.501
4	222	RIMSAITE Vilma	LTU	4	51.915	6	0.623	+0.041	7	22.013	+0.533	41.794	+0.584
5	31	GEVING Amanda	USA	7	51.375	2	0.604	+0.022	1	21.480	0.000	41.998	+0.788
6	66	KLAUS Lieke	NED	3	52.468	10	0.641	+0.059	8	22.027	+0.547	42.097	+0.887
7	104	BRACKEN Rachel	AUS	7	51.375	3	0.610	+0.028	6	21.953	+0.473	42.354	+1.144
8	11	POST Alise	USA	2	53.032	7	0.628	+0.046	9	22.290	+0.810	42.581	+1.371
9	121	VERHAGEN Ashley	USA	4	51.915	4	0.616	+0.034	5	21.911	+0.431	43.181	+1.971
10	106	MANTILLA Estefania	ECU	12	49.818	11	0.655	+0.073	10	23.179	+1.699	44.747	+3.537
11	102	ALEKSEJEWА Sandra	LAT	13	47.883	12	0.661	+0.079	12	23.997	+2.517	44.911	+3.701
12	30	MIWA Ayaka	JPN	10	50.845	14	0.684	+0.102	11	23.875	+2.395	46.175	+4.965
13	71	HILL Victoria	NZL	15	40.426	15	0.749	+0.167	13	26.324	+4.844	47.585	+6.375
14	105	FRANCOIS Maurane	FRA	14	42.517	13	0.666	+0.084	14	27.233	+5.753	49.916	+8.706
15	46	CALLAN Ziggy	AUS	11	50.326	9	0.640	+0.058	15	29.992	+8.512	51.025	+9.815
	39	CARR Amanda	USA										
	19	DESPEAUX Amélie	FRA										
	118	READE Shanaze	GBR										
	8	DIAZ Maria Gabriela	ARG										
	44	SEESING Joyce	NED										
	52	HLADIKOVA Aneta	CZE										
	21	REYNOLDS Lauren	AUS										
	15	MARTIN Arielle	USA										
	96	WALKER Sarah	NZL										
	100	PAJON Mariana	COL										
	68	BUCHANAN Caroline	AUS										
	22	le CORGUILLÉ Laëtitia	FRA										
	55	CALLISTO Nicole	AUS									DNS	DNS
	103	BESKHMELNOVA Marina	RUS									DNS	DNS

**Legend:**

**DNS** Did Not Start



**2010 UCI BMX World Championships**

 31 JUL 2010  
10:00

**Elite Women**  
Time Trial Run2

**Results with Intermediate Times**


Rank	Bike Number	Name	NOC Code	Run1			Run2			Best Time	Gap
				Time	Split	Rk	Time	Split	Rk		
1	100	PAJON Mariana	COL	<b>39.853</b>	20.840	4				39.853	
2	68	BUCHANAN Caroline	AUS	<b>39.972</b>	20.786	2				39.972	+0.119
3	118	READE Shanaze	GBR	<b>40.070</b>	20.500	1				40.070	+0.217
4	22	le CORGUILLÉ Laëtitia	FRA	<b>40.212</b>	20.809	3				40.212	+0.359
5	96	WALKER Sarah	NZL	<b>40.787</b>	21.001	5				40.787	+0.934
6	19	DESPEAUX Amélie	FRA	<b>40.969</b>	21.584	8				40.969	+1.116
7	21	REYNOLDS Lauren	AUS	<b>40.987</b>	21.185	6				40.987	+1.134
8	52	HLADIKOVA Aneta	CZE	<b>41.487</b>	21.732	11				41.487	+1.634
9	8	DIAZ Maria Gabriela	ARG	<b>41.512</b>	21.482	7				41.512	+1.659
10	15	MARTIN Arielle	USA	<b>41.897</b>	21.710	10				41.897	+2.044
11	39	CARR Amanda	USA	<b>41.936</b>	21.697	9				41.936	+2.083
12	44	SEESING Joyce	NED	<b>41.962</b>	22.066	16				41.962	+2.109
13	4	HORÁKOVÁ Jana	CZE	42.114	22.267	19	<b>41.210</b>	21.705	2	41.210	+1.357
14	27	LABOUNKOVA R	CZE	42.762	22.270	20	<b>41.547</b>	21.713	3	41.547	+1.694
15	91	van HOOFF Elke	BEL	42.264	22.148	17	<b>41.711</b>	21.882	4	41.711	+1.858
16	222	RIMSAITE Vilma	LTU	48.163	24.153	24	<b>41.794</b>	22.013	7	41.794	+1.941
17	31	GEVING Amanda	USA	42.580	21.738	12	<b>41.998</b>	21.480	1	41.998	+2.145
18	66	KLAUS Lieke	NED	42.304	22.181	18	<b>42.097</b>	22.027	8	42.097	+2.244
19	104	BRACKEN Rachel	AUS	<b>41.997</b>	21.852	13	42.354	21.953	6	41.997	+2.144
20	11	POST Alise	USA	<b>42.193</b>	21.966	15	42.581	22.290	9	42.193	+2.340
21	121	VERHAGEN Ashley	USA	<b>42.833</b>	21.904	14	43.181	21.911	5	42.833	+2.980
22	106	MANTILLA Estefania	ECU	<b>44.577</b>	23.241	21	44.747	23.179	10	44.577	+4.724
23	102	ALEKSEJEWVA Sandra	LAT	45.052	23.604	23	<b>44.911</b>	23.997	12	44.911	+5.058
24	30	MIWA Ayaka	JPN	48.782	25.996	25	<b>46.175</b>	23.875	11	46.175	+6.322
25	71	HILL Victoria	NZL	DNS			<b>47.585</b>	26.324	13	47.585	+7.732
26	105	FRANCOIS Maurane	FRA	50.789	27.664	26	<b>49.916</b>	27.233	14	49.916	+10.063
27	46	CALLAN Ziggy	AUS	<b>44.706</b>	23.468	22	51.025	29.992	15	44.706	+4.853
	55	CALLISTO Nicole	AUS	DNS			DNS			DSQ	
	103	BESKHMELNOVA M	RUS	51.491	28.305	27	DNS			DSQ	

**Note:**  
In this phase the times achieved in the two runs are not added. Riders are ranked by their best time in either of the two runs. Gap time in the last column shows the time behind of the leaders best time.

**Legend:**  
DNS Did Not Start      DSQ Disqualified



# 2010 UCI BMX WORLD CHAMPIONSHIPS

**PIETERMARITZBURG  
SOUTH AFRICA**

## 2010 UCI BMX World Championships

31 JUL 2010  
10:20

**Elite Men**  
Time Trial Run1



### Start List



**CORRECTED**

Start Order	Bike Number	Name	NOC Code	Date of Birth	Run1	Run2
1	125	CAPRILI Guilhem	FRA	13 APR 1980		
2	191	ANDRESEN Klaus Bøgh	DEN	10 JUL 1987		
3	138	KOMAROV Evgeny	RUS	8 NOV 1988		
4	127	CRISTOFOLI Roberto	ITA	29 JAN 1990		
5	149	TUCKERMAN Brock	AUS	16 FEB 1985		
6	115	GOUX Lilian	FRA	15 MAY 1989		
7	135	KIRSANOV Roman	RUS	21 MAR 1986		
8	126	ENDARA MADERA Fausto	ECU	4 JUN 1989		
9	54	ESCUDERO ORDONEZ Jose	ECU	13 JUN 1988		
10	147	TAKAHASHI Kenta	JPN	17 AUG 1991		
11	113	BARBATO Kalled	BRA	5 DEC 1988		
12	142	PIZARRO Ernesto	ARG	12 APR 1991		
13	151	SILVA Ebert	BRA	1 APR 1987		
14	134	HUBERT Thomas	AUS	31 JUL 1988		
15	852	HUNTER Alex	HKG	15 AUG 1987		
16	55	BATEY Kelvin	IRL	9 MAY 1981		
17	114	CASTRO HERRERA Augusto	COL	19 DEC 1986		
18	117	FANTONI Giacomo	ITA	18 MAR 1991		
19	18	TAMME Lukáš	CZE	16 OCT 1979		
20	274	GAGNU Francky	FRA	27 MAY 1987		
21	38	MATSUSHITA Tatsumi	JPN	24 SEP 1991		
22	111	HERBERT Kane	RSA	5 AUG 1989		
23	167	JAMES Kurt	NZL	12 JUL 1991		
24	141	O'KEEFFE Jordan	RSA	15 MAY 1990		
25	79	SAMPEI Masahiro	JPN	2 MAY 1990		
26	765	SANTA CHIARA Gustavo	BRA	30 JUL 1986		
27	148	TAKAYAMA Yujiro	JPN	6 JUL 1990		
28	145	POLO Federico	ARG	22 MAY 1983		
29	787	LINDENMEYER Thorsten	GER	17 DEC 1987		
30	144	DEAN Anthony	AUS	22 APR 1991		
31	139	NARPE Facundo Martin	ARG	28 MAR 1991		
32	57	SAKAMOTO Akifumi	JPN	25 FEB 1982		
33	404	MOO CAILLE Moana	FRA	13 AUG 1988		
34	105	NHLAPO Sifiso	RSA	13 MAY 1987		
35	421	RICCARDI Romain	ITA	26 JUL 1988		
36	525	LUBBE Gavin	RSA	25 MAY 1990		
37	153	GUTMANIS Maris	LAT	20 OCT 1989		
38	92	JASPERS Martijn	NED	11 FEB 1987		
39	17	MADILL Luke	AUS	28 MAY 1980		
40	32	KARTFJORD Sebastian	NOR	6 AUG 1987		
41	373	BLANC Renaud	SUI	3 JAN 1991		
42	26	STEIN Denzel	USA	17 JAN 1991		
43	61	MEYERS Joshua	USA	10 JUL 1988		
44	42	KIRKHAM Brian	AUS	1 JAN 1986		
45	28	de VECCHI Manuel	ITA	8 OCT 1980		
46	52	WONG Steven	HKG	28 APR 1988		
47	457	CALLAN Joshua	AUS	8 APR 1991		
48	130	DECARVALHO Edson Marcos	BRA	6 MAY 1989		
49	150	TUMPACH Stepan	CZE	26 MAY 1989		
50	60	DIAZ MONTANA Jose	COL	21 MAY 1987		
51	103	AGUILUZ Andre Fossa	NOR	26 MAY 1991		
52	77	de WILDE Robert	NED	30 APR 1977		
53	152	VEIDE Rihards	LAT	1 NOV 1991		





# 2010 UCI BMX WORLD CHAMPIONSHIPS

**PIETERMARITZBURG  
SOUTH AFRICA**

## 2010 UCI BMX World Championships

31 JUL 2010  
10:20

**Elite Men**  
Time Trial Run1



### Start List



**CORRECTED**

Start Order	Bike Number	Name	NOC Code	Date of Birth	Run1	Run2
54	97	YOUNG Khalen	AUS	20 NOV 1984	_____	_____
55	94	BROWN James	CAN	26 JUN 1989	_____	_____
56	146	REZENDE Renato	BRA	28 FEB 1991	_____	_____
57	777	WILLERS Marc	NZL	11 SEP 1985	_____	_____
58	566	OQUENDO ZABALA Carlos	COL	16 NOV 1987	_____	_____
59	56	SALAZAR LOPEZ Sergio Ignacio	COL	23 MAR 1986	_____	_____
60	132	DUBOIS Arnaud	BEL	2 MAY 1986	_____	_____
61	717	JIMINEZ CAIGEDO Andres	COL	27 AUG 1986	_____	_____
62	75	BRADFORD Joey	USA	10 OCT 1989	_____	_____
63	181	BLOOMFIELD Marcus	GBR	22 JAN 1981	_____	_____
64	69	GODET Damien	FRA	10 NOV 1986	_____	_____
65	65	PHILLIPS Liam	GBR	11 MAR 1989	_____	_____
66	50	FALLA BUCHELY Emilio	ECU	12 JUN 1986	_____	_____
67	37	van GORKOM Jelle	NED	5 JAN 1991	_____	_____
68	80	HERMAN David	USA	9 MAY 1988	_____	_____
69	43	LAPRAZ Yvan	SUI	9 AUG 1989	_____	_____
70	120	PELLUARD Vincent	FRA	31 MAY 1990	_____	_____
71	31	MATISONS Arturs	LAT	6 MAY 1985	_____	_____
72	100	BECERINE Cristian	ARG	17 APR 1977	_____	_____
73	40	BISSELING Sander	NED	9 NOV 1985	_____	_____
74	3	MARINO Ramiro	ARG	16 NOV 1988	_____	_____
75	972	HAMON Thomas	FRA	19 MAR 1986	_____	_____
76	72	van den WILDENBERG Rob	NED	2 MAR 1982	_____	_____
77	129	DAUDET Joris	FRA	12 FEB 1991	_____	_____
78	121	van der BIEZEN Raymon	NED	14 JAN 1987	_____	_____
79	4	STROMBERGS Maris	LAT	10 MAR 1987	_____	_____
80	91	WILLOUGHBY Sam	AUS	15 AUG 1991	_____	_____

**Qualification Rule:** best 64 riders qualify for the next round. 32 after run #1 and 32 after run #2

**BIB 114 CASTRO HERRERA Augusto (COL) added - replacing BIB 221 HERNANDEZ (COL)**

Timing and Results by SWISS TIMING  
CBM01\_51A 2.1

[www.bmxworldchampsmb.co.za](http://www.bmxworldchampsmb.co.za)  
Report Created FRI 30 JUL 2010 12:07

**SHIMANO**  
Page 2 / 2





# 2010 UCI BMX WORLD CHAMPIONSHIPS

**PIETERMARITZBURG  
SOUTH AFRICA**

## 2010 UCI BMX World Championships

31 JUL 2010  
10:20

**Elite Men**  
Time Trial Run2



### Results



Rank	Bike Number	Name	NOC Code	Run1 Time	Run2 Time	Best Time	Gap
1	91	WILLOUGHBY Sam	AUS	<b>38.487</b>		Q 38.487	
2	4	STROMBERGS Maris	LAT	<b>38.584</b>		Q 38.584	+0.097
3	75	BRADFORD Joey	USA	<b>38.650</b>		Q 38.650	+0.163
4	121	van der BIEZEN Raymon	NED	<b>38.813</b>		Q 38.813	+0.326
5	129	DAUDET Joris	FRA	<b>39.036</b>		Q 39.036	+0.549
6	103	AGUILUZ Andre Fossa	NOR	<b>39.314</b>		Q 39.314	+0.827
7	31	MATISONS Arturs	LAT	<b>39.359</b>		Q 39.359	+0.872
8	42	KIRKHAM Brian	AUS	<b>39.384</b>		Q 39.384	+0.897
9	566	OQUENDO ZABALA Carlos	COL	<b>39.494</b>		Q 39.494	+1.007
10	972	HAMON Thomas	FRA	<b>39.573</b>		Q 39.573	+1.086
11	56	SALAZAR LOPEZ Sergio Ignacio	COL	<b>39.656</b>		Q 39.656	+1.169
12	69	GODET Damien	FRA	<b>39.756</b>		Q 39.756	+1.269
13	457	CALLAN Joshua	AUS	<b>39.832</b>		Q 39.832	+1.345
14	777	WILLERS Marc	NZL	<b>39.903</b>		Q 39.903	+1.416
15	65	PHILLIPS Liam	GBR	<b>39.940</b>		Q 39.940	+1.453
16	97	YOUNG Khalen	AUS	<b>39.943</b>		Q 39.943	+1.456
17	72	van den WILDENBERG Rob	NED	<b>39.965</b>		Q 39.965	+1.478
18	717	JIMINEZ CAICEDO Andres	COL	<b>40.003</b>		Q 40.003	+1.516
19	61	MEYERS Joshua	USA	<b>40.065</b>		Q 40.065	+1.578
20	28	de VECCHI Manuel	ITA	<b>40.158</b>		Q 40.158	+1.671
21	80	HERMAN David	USA	<b>40.162</b>		Q 40.162	+1.675
22	153	GUTMANIS Maris	LAT	<b>40.205</b>		Q 40.205	+1.718
23	26	STEIN Denzel	USA	<b>40.252</b>		Q 40.252	+1.765
24	114	CASTRO HERRERA Augusto	COL	<b>40.362</b>		Q 40.362	+1.875
25	17	MADILL Luke	AUS	<b>40.423</b>		Q 40.423	+1.936
26	421	RICCARDI Romain	ITA	<b>40.454</b>		Q 40.454	+1.967
27	37	van GORKOM Jelle	NED	<b>40.455</b>		Q 40.455	+1.968
28	126	ENDARA MADERA Fausto	ECU	<b>40.503</b>		Q 40.503	+2.016
29	43	LAPRAZ Yvan	SUI	<b>40.549</b>		Q 40.549	+2.062
30	146	REZENDE Renato	BRA	<b>40.570</b>		Q 40.570	+2.083
31	105	NHLAPO Sifiso	RSA	<b>40.573</b>		Q 40.573	+2.086
32	120	PELLUARD Vincent	FRA	<b>40.595</b>		Q 40.595	+2.108
33	32	KARTFJORD Sebastian	NOR	59.263	<b>39.841</b>	Q 39.841	+1.354
34	134	HUBERT Thomas	AUS	53.796	<b>40.006</b>	Q 40.006	+1.519
35	525	LUBBE Gavin	RSA	40.614	<b>40.051</b>	Q 40.051	+1.564
36	144	DEAN Anthony	AUS	41.184	<b>40.159</b>	Q 40.159	+1.672
37	404	MOO CAILLE Moana	FRA	49.261	<b>40.232</b>	Q 40.232	+1.745
38	3	MARINO Ramiro	ARG	DNF	<b>40.277</b>	Q 40.277	+1.790
39	92	JASPERS Martijn	NED	40.810	<b>40.403</b>	Q 40.403	+1.916
40	150	TUMPACH Stepan	CZE	40.618	<b>40.428</b>	Q 40.428	+1.941
41	152	VEIDE Rihards	LAT	40.603	<b>40.432</b>	Q 40.432	+1.945
42	55	BATEY Kelvin	IRL	41.048	<b>40.436</b>	Q 40.436	+1.949
43	40	BISSELING Sander	NED	40.832	<b>40.522</b>	Q 40.522	+2.035
44	145	POLO Federico	ARG	41.214	<b>40.541</b>	Q 40.541	+2.054
45	181	BLOOMFIELD Marcus	GBR	41.202	<b>40.647</b>	Q 40.647	+2.160



**2010 UCI BMX World Championships**

 31 JUL 2010  
10:20

**Elite Men**  
Time Trial Run2

**Results**


Rank	Bike Number	Name	NOC Code	Run1 Time	Run2 Time	Best Time	Gap
46	52	WONG Steven	HKG	40.719	<b>40.649</b>	Q 40.649	+2.162
47	132	DUBOIS Arnaud	BEL	41.072	<b>40.802</b>	Q 40.802	+2.315
48	274	GAGNU Francky	FRA	41.009	<b>40.876</b>	Q 40.876	+2.389
49	373	BLANC Renaud	SUI	<b>40.665</b>	40.927	Q 40.665	+2.178
50	115	GOUX Lilian	FRA	43.689	<b>41.001</b>	Q 41.001	+2.514
51	60	DIAZ MONTANA Jose	COL	41.652	<b>41.012</b>	Q 41.012	+2.525
52	130	DECARVALHO Edson Marcos	BRA	41.633	<b>41.073</b>	Q 41.073	+2.586
53	117	FANTONI Giacomo	ITA	41.299	<b>41.292</b>	Q 41.292	+2.805
54	151	SILVA Ebert	BRA	DNF	<b>41.356</b>	Q 41.356	+2.869
55	167	JAMES Kurt	NZL	<b>41.243</b>	41.620	Q 41.243	+2.756
56	79	SAMPEI Masahiro	JPN	41.942	<b>41.672</b>	Q 41.672	+3.185
57	191	ANDRESEN Klaus Bøgh	DEN	42.382	<b>41.731</b>	Q 41.731	+3.244
58	127	CRISTOFOLI Roberto	ITA	42.315	<b>41.924</b>	Q 41.924	+3.437
59	50	FALLA BUCHELY Emilio	ECU	<b>40.631</b>	41.944	Q 40.631	+2.144
60	139	NARPE Facundo Martin	ARG	<b>41.908</b>	42.508	Q 41.908	+3.421
61	111	HERBERT Kane	RSA	53.122	<b>42.955</b>	Q 42.955	+4.468
62	147	TAKAHASHI Kenta	JPN	48.242	<b>43.241</b>	Q 43.241	+4.754
63	100	BECERINE Cristian	ARG	DNF	<b>44.033</b>	Q 44.033	+5.546
64	77	de WILDE Robert	NED	DNF	<b>46.015</b>	Q 46.015	+7.528
65	787	LINDENMEYER Thorsten	GER	54.802	<b>46.330</b>	46.330	+7.843
66	852	HUNTER Alex	HKG	50.225	<b>47.845</b>	47.845	+9.358
67	765	SANTA CHIARA Gustavo	BRA	<b>41.933</b>	50.199	41.933	+3.446
68	18	TAMME Lukáš	CZE	<b>43.154</b>	51.511	43.154	+4.667
69	141	O'KEEFFE Jordan	RSA	<b>42.895</b>	53.099	42.895	+4.408
70	113	BARBATO Kalled	BRA	1:00.540	<b>53.866</b>	53.866	+15.379
71	148	TAKAYAMA Yujiro	JPN	<b>51.165</b>	1:07.378	51.165	+12.678
72	142	PIZARRO Ernesto	ARG	<b>42.341</b>	DNF	42.341	+3.854
	38	MATSUSHITA Tatsumi	JPN	DNS	DNS	DSQ	
	54	ESCUADERO ORDONEZ Jose	ECU	DNS	DNS	DSQ	
	57	SAKAMOTO Akifumi	JPN	DNS	DNS	DSQ	
	94	BROWN James	CAN	DNF	DNS	DSQ	
	125	CAPRILI Guilhem	FRA	DNS	DNS	DSQ	
	135	KIRSANOV Roman	RUS	DNS	DNS	DSQ	
	138	KOMAROV Evgeny	RUS	DNS	DNS	DSQ	
	149	TUCKERMAN Brock	AUS	DNS	DNS	DSQ	

**Note:**  
In this phase the times achieved in the two runs are not added. Riders are ranked by their best time in either of the two runs. Gap time in the last column shows the time behind of the leaders best time.

**Legend:**  
**DNF** Did Not Finish      **DNS** Did Not Start      **DSQ** Disqualified



# 2010 UCI BMX WORLD CHAMPIONSHIPS

**PIETERMARITZBURG  
SOUTH AFRICA**

## 2010 UCI BMX World Championships

31 JUL 2010  
10:20

**Elite Men**  
Time Trial Run1



### Results Time Trials with Split Times



Rank	Bike Number	Name	NOC Code	SPEED		START			SPLIT			RUN	
				Rank	Speed	Rank	Time	Behind	Rank	Time	Behind	Time	Behind
1	91	WILLOUGHBY Sam	AUS	29	56.045	52	0.586	+0.056	2	18.968	+0.012	38.487	0.000
2	4	STROMBERGS Maris	LAT	1	60.146	54	0.588	+0.058	1	18.956	0.000	38.584	+0.097
3	75	BRADFORD Joey	USA	5	58.023	62	0.601	+0.071	3	19.023	+0.067	38.650	+0.163
4	121	van der BIEZEN Raymon	NED	4	58.714	18	0.558	+0.028	4	19.113	+0.157	38.813	+0.326
5	129	DAUDET Joris	FRA	3	59.421	55	0.589	+0.059	6	19.178	+0.222	39.036	+0.549
6	103	AGUILUZ Andre Fossa	NOR	46	54.800	46	0.582	+0.052	10	19.269	+0.313	39.314	+0.827
7	31	MATISONS Arturs	LAT	52	54.197	12	0.552	+0.022	8	19.215	+0.259	39.359	+0.872
8	42	KIRKHAM Brian	AUS	39	55.415	36	0.575	+0.045	5	19.130	+0.174	39.384	+0.897
9	566	OQUENDO ZABALA Carlos	COL	46	54.800	48	0.583	+0.053	14	19.297	+0.341	39.494	+1.007
10	972	HAMON Thomas	FRA	8	57.348	12	0.552	+0.022	19	19.476	+0.520	39.573	+1.086
11	56	SALAZAR LOPEZ S I	COL	71	51.915	6	0.545	+0.015	7	19.193	+0.237	39.656	+1.169
12	69	GODET Damien	FRA	29	56.045	15	0.557	+0.027	15	19.338	+0.382	39.756	+1.269
13	457	CALLAN Joshua	AUS	58	53.608	10	0.551	+0.021	28	19.626	+0.670	39.832	+1.345
14	777	WILLERS Marc	NZL	8	57.348	51	0.584	+0.054	13	19.294	+0.338	39.903	+1.416
15	65	PHILLIPS Liam	GBR	8	57.348	44	0.580	+0.050	21	19.516	+0.560	39.940	+1.453
16	97	YOUNG Khalen	AUS	52	54.197	25	0.567	+0.037	19	19.476	+0.520	39.943	+1.456
17	72	van den WILDENBERG Rob	NED	46	54.800	26	0.568	+0.038	16	19.376	+0.420	39.965	+1.478
18	717	JIMINEZ CAICEDO Andres	COL	58	53.608	39	0.576	+0.046	9	19.247	+0.291	40.003	+1.516
19	61	MEYERS Joshua	USA	16	56.689	43	0.579	+0.049	29	19.634	+0.678	40.065	+1.578
20	28	de VECCHI Manuel	ITA	29	56.045	2	0.531	+0.001	18	19.472	+0.516	40.158	+1.671
21	80	HERMAN David	USA	29	56.045	44	0.580	+0.050	17	19.390	+0.434	40.162	+1.675
22	153	GUTMANIS Maris	LAT	16	56.689	26	0.568	+0.038	22	19.550	+0.594	40.205	+1.718
23	26	STEIN Denzel	USA	1	60.146	36	0.575	+0.045	12	19.286	+0.330	40.252	+1.765
24	114	CASTRO HERRERA Augusto	COL	16	56.689	31	0.571	+0.041	23	19.567	+0.611	40.362	+1.875
25	17	MADILL Luke	AUS	29	56.045	15	0.557	+0.027	35	19.778	+0.822	40.423	+1.936
26	421	RICCARDI Romain	ITA	52	54.197	20	0.560	+0.030	48	20.099	+1.143	40.454	+1.967
27	37	van GORKOM Jelle	NED	29	56.045	63	0.602	+0.072	38	19.832	+0.876	40.455	+1.968
28	126	ENDARA MADERA Fausto	ECU	39	55.415	61	0.599	+0.069	30	19.644	+0.688	40.503	+2.016
29	43	LAPRAZ Yvan	SUI	5	58.023	10	0.551	+0.021	24	19.576	+0.620	40.549	+2.062
30	146	REZENDE Renato	BRA	39	55.415	69	0.620	+0.090	52	20.203	+1.247	40.570	+2.083
31	105	NHLAPO Sifiso	RSA	8	57.348	41	0.578	+0.048	33	19.740	+0.784	40.573	+2.086
32	120	PELLUARD Vincent	FRA	8	57.348	5	0.544	+0.014	11	19.281	+0.325	40.595	+2.108
33	152	VEIDE Rihards	LAT	16	56.689	57	0.592	+0.062	42	19.943	+0.987	40.603	+2.116
34	525	LUBBE Gavin	RSA	58	53.608	59	0.594	+0.064	26	19.609	+0.653	40.614	+2.127
35	150	TUMPACH Stepan	CZE	39	55.415	15	0.557	+0.027	32	19.715	+0.759	40.618	+2.131
36	50	FALLA BUCHELY Emilio	ECU	5	58.023	40	0.577	+0.047	31	19.677	+0.721	40.631	+2.144
37	373	BLANC Renaud	SUI	69	52.468	6	0.545	+0.015	40	19.895	+0.939	40.665	+2.178
38	52	WONG Steven	HKG	63	53.032	26	0.568	+0.038	34	19.774	+0.818	40.719	+2.232
39	92	JASPERS Martijn	NED	16	56.689	22	0.564	+0.034	43	20.008	+1.052	40.810	+2.323
40	40	BISSELING Sander	NED	8	57.348	23	0.566	+0.036	41	19.909	+0.953	40.832	+2.345
41	274	GAGNU Francky	FRA	16	56.689	3	0.534	+0.004	25	19.591	+0.635	41.009	+2.522
42	55	BATEY Kelvin	IRL	58	53.608	35	0.574	+0.044	36	19.816	+0.860	41.048	+2.561
43	132	DUBOIS Arnaud	BEL	39	55.415	33	0.572	+0.042	46	20.057	+1.101	41.072	+2.585
44	144	DEAN Anthony	AUS	8	57.348	41	0.578	+0.048	49	20.125	+1.169	41.184	+2.697
45	181	BLOOMFIELD Marcus	GBR	52	54.197	23	0.566	+0.036	45	20.026	+1.070	41.202	+2.715
46	145	POLO Federico	ARG	46	54.800	48	0.583	+0.053	27	19.620	+0.664	41.214	+2.727
47	167	JAMES Kurt	NZL	16	56.689	68	0.617	+0.087	54	20.215	+1.259	41.243	+2.756
48	117	FANTONI Giacomo	ITA	29	56.045	21	0.561	+0.031	44	20.015	+1.059	41.299	+2.812
49	130	DECARVALHO Edson Marcos	BRA	29	56.045	72	0.627	+0.097	58	20.431	+1.475	41.633	+3.146
50	60	DIAZ MONTANA Jose	COL	29	56.045	4	0.537	+0.007	57	20.364	+1.408	41.652	+3.165
51	139	NARPE Facundo Martin	ARG	16	56.689	33	0.572	+0.042	59	20.501	+1.545	41.908	+3.421
52	765	SANTA CHIARA Gustavo	BRA	63	53.032	65	0.605	+0.075	56	20.245	+1.289	41.933	+3.446
53	79	SAMPEI Masahiro	JPN	63	53.032	31	0.571	+0.041	47	20.069	+1.113	41.942	+3.455



### 2010 UCI BMX World Championships

31 JUL 2010  
10:20

Elite Men  
Time Trial Run1



#### Results Time Trials with Split Times



Rank	Bike Number	Name	NOC Code	SPEED		START			SPLIT			RUN	
				Rank	Speed	Rank	Time	Behind	Rank	Time	Behind	Time	Behind
54	127	CRISTOFOLI Roberto	ITA	69	52.468	18	0.558	+0.028	63	20.693	+1.737	42.315	+3.828
55	142	PIZARRO Ernesto	ARG	71	51.915	48	0.583	+0.053	60	20.557	+1.601	42.341	+3.854
56	191	ANDRESEN Klaus Bøgh	DEN	29	56.045	64	0.604	+0.074	61	20.585	+1.629	42.382	+3.895
57	141	O'KEEFFE Jordan	RSA	63	53.032	73	0.651	+0.121	50	20.175	+1.219	42.895	+4.408
58	18	TAMME Lukáš	CZE	16	56.689	14	0.554	+0.024	37	19.817	+0.861	43.154	+4.667
59	115	GOUX Lilian	FRA	63	53.032	70	0.624	+0.094	53	20.214	+1.258	43.689	+5.202
60	147	TAKAHASHI Kenta	JPN	58	53.608	30	0.570	+0.040	67	22.736	+3.780	48.242	+9.755
61	404	MOO CAILLE Moana	FRA	16	56.689	1	0.530	0.000	68	22.751	+3.795	49.261	+10.774
62	852	HUNTER Alex	HKG	39	55.415	26	0.568	+0.038	64	20.843	+1.887	50.225	+11.738
63	148	TAKAYAMA Yujiro	JPN	39	55.415	71	0.625	+0.095	69	23.795	+4.839	51.165	+12.678
64	111	HERBERT Kane	RSA	46	54.800	60	0.596	+0.066	62	20.674	+1.718	53.122	+14.635
65	134	HUBERT Thomas	AUS	63	53.032	67	0.606	+0.076	51	20.200	+1.244	53.796	+15.309
66	787	LINDENMEYER Thorsten	GER	8	57.348	57	0.592	+0.062	55	20.236	+1.280	54.802	+16.315
67	32	KARTFJORD Sebastian	NOR	52	54.197	53	0.587	+0.057	39	19.859	+0.903	59.263	+20.776
68	113	BARBATO Kalled	BRA	73	50.326	55	0.589	+0.059	70	27.078	+8.122	1:00.540	+22.053
	3	MARINO Ramiro	ARG	46	54.800	8	0.547	+0.017	65	21.564	+2.608	DNF	DNF
	77	de WILDE Robert	NED	16	56.689	9	0.549	+0.019	66	21.759	+2.803	DNF	DNF
	94	BROWN James	CAN	16	56.689	36	0.575	+0.045				DNF	DNF
100		BECERINE Cristian	ARG	16	56.689	65	0.605	+0.075				DNF	DNF
151		SILVA Ebert	BRA	52	54.197	46	0.582	+0.052				DNF	DNF
	38	MATSUSHITA Tatsumi	JPN									DNS	DNS
	54	ESCUDERO ORDONEZ Jose	ECU									DNS	DNS
	57	SAKAMOTO Akifumi	JPN									DNS	DNS
125		CAPRILI Guilhem	FRA									DNS	DNS
135		KIRSANOV Roman	RUS									DNS	DNS
138		KOMAROV Evgeny	RUS									DNS	DNS
149		TUCKERMAN Brock	AUS									DNS	DNS

**Legend:**

**DNF** Did Not Finish      **DNS** Did Not Start



# 2010 UCI BMX WORLD CHAMPIONSHIPS

**PIETERMARITZBURG  
SOUTH AFRICA**

## 2010 UCI BMX World Championships

31 JUL 2010  
10:20

**Elite Men**  
Time Trial Run2



### Results Time Trials with Split Times



Rank	Bike Number	Name	NOC Code	SPEED		START			SPLIT			RUN	
				Rank	Speed	Rank	Time	Behind	Rank	Time	Behind	Time	Behind
1	32	KARTFJORD Sebastian	NOR	21	54.800	10	0.560	+0.023	5	19.542	+0.178	39.841	0.000
2	134	HUBERT Thomas	AUS	28	53.608	17	0.569	+0.032	8	19.599	+0.235	40.006	+0.165
3	525	LUBBE Gavin	RSA	36	52.468	33	0.595	+0.058	1	19.364	0.000	40.051	+0.210
4	144	DEAN Anthony	AUS	3	56.689	26	0.580	+0.043	12	19.649	+0.285	40.159	+0.318
5	404	MOO CAILLE Moana	FRA	3	56.689	4	0.545	+0.008	9	19.603	+0.239	40.232	+0.391
6	3	MARINO Ramiro	ARG	28	53.608	21	0.570	+0.033	11	19.608	+0.244	40.277	+0.436
7	92	JASPERS Martijn	NED	16	55.415	17	0.569	+0.032	18	19.888	+0.524	40.403	+0.562
8	150	TUMPACH Stepan	CZE	16	55.415	6	0.550	+0.013	9	19.603	+0.239	40.428	+0.587
9	152	VEIDE Rihards	LAT	6	56.045	14	0.565	+0.028	21	19.971	+0.607	40.432	+0.591
10	55	BATEY Kelvin	IRL	26	54.197	2	0.538	+0.001	2	19.428	+0.064	40.436	+0.595
11	40	BISSELING Sander	NED	2	57.348	1	0.537	0.000	4	19.540	+0.176	40.522	+0.681
12	145	POLO Federico	ARG	21	54.800	29	0.586	+0.049	7	19.597	+0.233	40.541	+0.700
13	181	BLOOMFIELD Marcus	GBR	28	53.608	24	0.573	+0.036	3	19.493	+0.129	40.647	+0.806
14	52	WONG Steven	HKG	34	53.032	25	0.579	+0.042	24	20.045	+0.681	40.649	+0.808
15	132	DUBOIS Arnaud	BEL	21	54.800	9	0.558	+0.021	20	19.962	+0.598	40.802	+0.961
16	274	GAGNU Francky	FRA	39	50.845	5	0.548	+0.011	13	19.681	+0.317	40.876	+1.035
17	373	BLANC Renaud	SUI	36	52.468	17	0.569	+0.032	15	19.778	+0.414	40.927	+1.086
18	115	GOUX Lilian	FRA	26	54.197	39	0.631	+0.094	23	20.034	+0.670	41.001	+1.160
19	60	DIAZ MONTANA Jose	COL	38	51.915	3	0.539	+0.002	26	20.201	+0.837	41.012	+1.171
20	130	DECARVALHO Edson Marcos	BRA	6	56.045	36	0.621	+0.084	22	20.015	+0.651	41.073	+1.232
21	117	FANTONI Giacomo	ITA	6	56.045	11	0.562	+0.025	19	19.900	+0.536	41.292	+1.451
22	151	SILVA Ebert	BRA	6	56.045	21	0.570	+0.033	14	19.735	+0.371	41.356	+1.515
23	167	JAMES Kurt	NZL	6	56.045	36	0.621	+0.084	27	20.335	+0.971	41.620	+1.779
24	79	SAMPEI Masahiro	JPN	21	54.800	31	0.588	+0.051	6	19.552	+0.188	41.672	+1.831
25	191	ANDRESEN Klaus Bøgh	DEN	6	56.045	32	0.592	+0.055	25	20.190	+0.826	41.731	+1.890
26	127	CRISTOFOLI Roberto	ITA	28	53.608	14	0.565	+0.028	28	20.396	+1.032	41.924	+2.083
27	50	FALLA BUCHELY Emilio	ECU	3	56.689	35	0.603	+0.066	17	19.833	+0.469	41.944	+2.103
28	139	NARPE Facundo Martin	ARG	6	56.045	13	0.564	+0.027	32	20.727	+1.363	42.508	+2.667
29	111	HERBERT Kane	RSA	16	55.415	34	0.599	+0.062	31	20.491	+1.127	42.955	+3.114
30	147	TAKAHASHI Kenta	JPN	16	55.415	11	0.562	+0.025	33	21.017	+1.653	43.241	+3.400
31	100	BECERINE Cristian	ARG	21	54.800	14	0.565	+0.028	16	19.799	+0.435	44.033	+4.192
32	77	de WILDE Robert	NED	6	56.045	8	0.553	+0.016	34	21.084	+1.720	46.015	+6.174
33	787	LINDENMEYER Thorsten	GER	1	58.023	28	0.585	+0.048	30	20.434	+1.070	46.330	+6.489
34	852	HUNTER Alex	HKG	16	55.415	7	0.551	+0.014	36	22.091	+2.727	47.845	+8.004
35	765	SANTA CHIARA Gustavo	BRA	28	53.608	23	0.572	+0.035	37	22.812	+3.448	50.199	+10.358
36	18	TAMME Lukáš	CZE	6	56.045	17	0.569	+0.032	38	24.191	+4.827	51.511	+11.670
37	141	O'KEEFFE Jordan	RSA	28	53.608	40	0.653	+0.116				53.099	+13.258
38	113	BARBATO Kalled	BRA	40	47.423	29	0.586	+0.049	39	25.878	+6.514	53.866	+14.025
39	148	TAKAYAMA Yujiro	JPN	6	56.045	38	0.622	+0.085	35	21.238	+1.874	1:07.378	+27.537
		ENDARA MADERA Fausto	ECU										
		CASTRO HERRERA Augusto	COL										
		NHLAPO Sifiso	RSA										
		RICCARDI Romain	ITA										
		GUTMANIS Maris	LAT										
		MADILL Luke	AUS										
		STEIN Denzel	USA										
		MEYERS Joshua	USA										
		KIRKHAM Brian	AUS										
		de VECCHI Manuel	ITA										
		CALLAN Joshua	AUS										
		AGUILUZ Andre Fossa	NOR										
		YOUNG Khalen	AUS										
		REZENDE Renato	BRA										





# 2010 UCI BMX WORLD CHAMPIONSHIPS

PIETERMARITZBURG  
SOUTH AFRICA

## 2010 UCI BMX World Championships

31 JUL 2010  
10:20

Elite Men  
Time Trial Run2



### Results Time Trials with Split Times



Rank	Bike Number	Name	NOC Code	SPEED		START			SPLIT			RUN	
				Rank	Speed	Rank	Time	Behind	Rank	Time	Behind	Time	Behind
	777	WILLERS Marc	NZL										
	566	OQUENDO ZABALA Carlos	COL										
	56	SALAZAR LOPEZ S I	COL										
	717	JIMINEZ CAIGEDO Andres	COL										
	75	BRADFORD Joey	USA										
	69	GODET Damien	FRA										
	65	PHILLIPS Liam	GBR										
	37	van GORKOM Jelle	NED										
	80	HERMAN David	USA										
	43	LAPRAZ Yvan	SUI										
	120	PELLUARD Vincent	FRA										
	31	MATISONS Arturs	LAT										
	972	HAMON Thomas	FRA										
	72	van den WILDENBERG Rob	NED										
	129	DAUDET Joris	FRA										
	121	van der BIEZEN Raymon	NED										
	4	STROMBERGS Maris	LAT										
	91	WILLOUGHBY Sam	AUS										
	142	PIZARRO Ernesto	ARG	34	53.032	26	0.580	+0.043	29	20.407	+1.043	DNF	DNF
	38	MATSUSHITA Tatsumi	JPN									DNS	DNS
	54	ESCUDERO ORDONEZ Jose	ECU									DNS	DNS
	57	SAKAMOTO Akifumi	JPN									DNS	DNS
	94	BROWN James	CAN									DNS	DNS
	125	CAPRILI Guilhem	FRA									DNS	DNS
	135	KIRSANOV Roman	RUS									DNS	DNS
	138	KOMAROV Evgeny	RUS									DNS	DNS
	149	TUCKERMAN Brock	AUS									DNS	DNS

**Legend:**

**DNF** Did Not Finish      **DNS** Did Not Start



### 2010 UCI BMX World Championships

31 JUL 2010  
10:20

Elite Men  
Time Trial Run2



#### Results with Intermediate Times



Rank	Bike Number	Name	NOC Code	Run1			Run2			Best Time	Gap
				Time	Split	Rk	Time	Split	Rk		
1	91	WILLOUGHBY Sam	AUS	38.487	18.968	2				38.487	
2	4	STROMBERGS Maris	LAT	38.584	18.956	1				38.584	+0.097
3	75	BRADFORD Joey	USA	38.650	19.023	3				38.650	+0.163
4	121	van der BIEZEN R	NED	38.813	19.113	4				38.813	+0.326
5	129	DAUDET Joris	FRA	39.036	19.178	6				39.036	+0.549
6	103	AGUILUZ Andre Fossa	NOR	39.314	19.269	10				39.314	+0.827
7	31	MATISONS Arturs	LAT	39.359	19.215	8				39.359	+0.872
8	42	KIRKHAM Brian	AUS	39.384	19.130	5				39.384	+0.897
9	566	OQUENDO ZABALA C	COL	39.494	19.297	14				39.494	+1.007
10	972	HAMON Thomas	FRA	39.573	19.476	19				39.573	+1.086
11	56	SALAZAR LOPEZ S I	COL	39.656	19.193	7				39.656	+1.169
12	69	GODET Damien	FRA	39.756	19.338	15				39.756	+1.269
13	457	CALLAN Joshua	AUS	39.832	19.626	28				39.832	+1.345
14	777	WILLERS Marc	NZL	39.903	19.294	13				39.903	+1.416
15	65	PHILLIPS Liam	GBR	39.940	19.516	21				39.940	+1.453
16	97	YOUNG Khalen	AUS	39.943	19.476	19				39.943	+1.456
17	72	van den WILDENBERG	NED	39.965	19.376	16				39.965	+1.478
18	717	JIMINEZ CAICEDO A	COL	40.003	19.247	9				40.003	+1.516
19	61	MEYERS Joshua	USA	40.065	19.634	29				40.065	+1.578
20	28	de VECCHI Manuel	ITA	40.158	19.472	18				40.158	+1.671
21	80	HERMAN David	USA	40.162	19.390	17				40.162	+1.675
22	153	GUTMANIS Maris	LAT	40.205	19.550	22				40.205	+1.718
23	26	STEIN Denzel	USA	40.252	19.286	12				40.252	+1.765
24	114	CASTRO HERRERA A	COL	40.362	19.567	23				40.362	+1.875
25	17	MADILL Luke	AUS	40.423	19.778	35				40.423	+1.936
26	421	RICCARDI Romain	ITA	40.454	20.099	48				40.454	+1.967
27	37	van GORKOM Jelle	NED	40.455	19.832	38				40.455	+1.968
28	126	ENDARA MADERA F	ECU	40.503	19.644	30				40.503	+2.016
29	43	LAPRAZ Yvan	SUI	40.549	19.576	24				40.549	+2.062
30	146	REZENDE Renato	BRA	40.570	20.203	52				40.570	+2.083
31	105	NHLAPO Sifiso	RSA	40.573	19.740	33				40.573	+2.086
32	120	PELLUARD Vincent	FRA	40.595	19.281	11				40.595	+2.108
33	32	KARTFJORD Sebastian	NOR	59.263	19.859	39	39.841	19.542	5	39.841	+1.354
34	134	HUBERT Thomas	AUS	53.796	20.200	51	40.006	19.599	8	40.006	+1.519
35	525	LUBBE Gavin	RSA	40.614	19.609	26	40.051	19.364	1	40.051	+1.564
36	144	DEAN Anthony	AUS	41.184	20.125	49	40.159	19.649	12	40.159	+1.672
37	404	MOO CAILLE Moana	FRA	49.261	22.751	68	40.232	19.603	9	40.232	+1.745
38	3	MARINO Ramiro	ARG	DNF	21.564	65	40.277	19.608	11	40.277	+1.790
39	92	JASPERS Martijn	NED	40.810	20.008	43	40.403	19.888	18	40.403	+1.916
40	150	TUMPACH Stepan	CZE	40.618	19.715	32	40.428	19.603	9	40.428	+1.941
41	152	VEIDE Rihards	LAT	40.603	19.943	42	40.432	19.971	21	40.432	+1.945
42	55	BATEY Kelvin	IRL	41.048	19.816	36	40.436	19.428	2	40.436	+1.949
43	40	BISSELING Sander	NED	40.832	19.909	41	40.522	19.540	4	40.522	+2.035
44	145	POLO Federico	ARG	41.214	19.620	27	40.541	19.597	7	40.541	+2.054
45	181	BLOOMFIELD Marcus	GBR	41.202	20.026	45	40.647	19.493	3	40.647	+2.160
46	52	WONG Steven	HKG	40.719	19.774	34	40.649	20.045	24	40.649	+2.162
47	132	DUBOIS Arnaud	BEL	41.072	20.057	46	40.802	19.962	20	40.802	+2.315
48	274	GAGNU Francky	FRA	41.009	19.591	25	40.876	19.681	13	40.876	+2.389
49	373	BLANC Renaud	SUI	40.665	19.895	40	40.927	19.778	15	40.665	+2.178
50	115	GOUX Lilian	FRA	43.689	20.214	53	41.001	20.034	23	41.001	+2.514
51	60	DIAZ MONTANA Jose	COL	41.652	20.364	57	41.012	20.201	26	41.012	+2.525
52	130	DECARVALHO E M	BRA	41.633	20.431	58	41.073	20.015	22	41.073	+2.586
53	117	FANTONI Giacomo	ITA	41.299	20.015	44	41.292	19.900	19	41.292	+2.805

### 2010 UCI BMX World Championships

31 JUL 2010  
10:20

Elite Men  
Time Trial Run2



#### Results with Intermediate Times



Rank	Bike Number	Name	NOC Code	Run1			Run2			Best Time	Gap
				Time	Split	Rk	Time	Split	Rk		
54	151	SILVA Ebert	BRA	DNF			<b>41.356</b>	19.735	14	41.356	+2.869
55	167	JAMES Kurt	NZL	<b>41.243</b>	20.215	54	41.620	20.335	27	41.243	+2.756
56	79	SAMPEI Masahiro	JPN	41.942	20.069	47	<b>41.672</b>	19.552	6	41.672	+3.185
57	191	ANDRESEN K B	DEN	42.382	20.585	61	<b>41.731</b>	20.190	25	41.731	+3.244
58	127	CRISTOFOLI Roberto	ITA	42.315	20.693	63	<b>41.924</b>	20.396	28	41.924	+3.437
59	50	FALLA BUCHELY E	ECU	<b>40.631</b>	19.677	31	41.944	19.833	17	40.631	+2.144
60	139	NARPE Facundo Martin	ARG	<b>41.908</b>	20.501	59	42.508	20.727	32	41.908	+3.421
61	111	HERBERT Kane	RSA	53.122	20.674	62	<b>42.955</b>	20.491	31	42.955	+4.468
62	147	TAKAHASHI Kenta	JPN	48.242	22.736	67	<b>43.241</b>	21.017	33	43.241	+4.754
63	100	BECERINE Cristian	ARG	DNF			<b>44.033</b>	19.799	16	44.033	+5.546
64	77	de WILDE Robert	NED	DNF	21.759	66	<b>46.015</b>	21.084	34	46.015	+7.528
65	787	LINDENMEYER T	GER	54.802	20.236	55	<b>46.330</b>	20.434	30	46.330	+7.843
66	852	HUNTER Alex	HKG	50.225	20.843	64	<b>47.845</b>	22.091	36	47.845	+9.358
67	765	SANTA CHIARA G	BRA	<b>41.933</b>	20.245	56	50.199	22.812	37	41.933	+3.446
68	18	TAMME Lukáš	CZE	<b>43.154</b>	19.817	37	51.511	24.191	38	43.154	+4.667
69	141	O'KEEFFE Jordan	RSA	<b>42.895</b>	20.175	50	53.099			42.895	+4.408
70	113	BARBATO Kalled	BRA	1:00.540	27.078	70	<b>53.866</b>	25.878	39	53.866	+15.379
71	148	TAKAYAMA Yujiro	JPN	<b>51.165</b>	23.795	69	1:07.378	21.238	35	51.165	+12.678
72	142	PIZARRO Ernesto	ARG	<b>42.341</b>	20.557	60	DNF	20.407	29	42.341	+3.854
	38	MATSUSHITA Tatsumi	JPN	DNS			DNS			DSQ	
	54	ESCUDERO ORDONEZ	ECU	DNS			DNS			DSQ	
	57	SAKAMOTO Akifumi	JPN	DNS			DNS			DSQ	
	94	BROWN James	CAN	DNF			DNS			DSQ	
	125	CAPRILI Guilhem	FRA	DNS			DNS			DSQ	
	135	KIRSANOV Roman	RUS	DNS			DNS			DSQ	
	138	KOMAROV Evgeny	RUS	DNS			DNS			DSQ	
	149	TUCKERMAN Brock	AUS	DNS			DNS			DSQ	

**Note:**  
In this phase the times achieved in the two runs are not added. Riders are ranked by their best time in either of the two runs. Gap time in the last column shows the time behind of the leaders best time.

**Legend:**  
DNF Did Not Finish      DNS Did Not Start      DSQ Disqualified

### 2010 UCI BMX World Championships

31 JUL 2010  
13:36

Junior Women  
Qualifying Run3



#### Results



Rank	Bike Number	Name	NOC Code	Run1	Run2	Run3	Total		
HEAT 1	1	123	CRAIN Brooke	USA	41.727 (1)	41.989 (1)	41.556 (1)	3	Q
	2	103	McLEOD Melinda	AUS	42.241 (2)	43.314 (2)	42.536 (2)	6	Q
	3	110	le ROUX Enora	FRA	43.966 (4)	43.623 (3)	44.127 (3)	10	Q
	4	122	QUINALHA Bianca	BRA	42.843 (3)	43.799 (4)	44.364 (4)	11	Q
	5	112	TAYLOR Abbie	GBR	46.613 (5)	44.421 (6)	45.388 (6)	17	
	6	109	JEPSEN Mette	DEN	DNF (8)	44.177 (5)	44.717 (5)	18	
	7	115	HEREIJGERS Maartje	NED	46.823 (6)	46.074 (7)	45.460 (7)	20	
	8	119	NICOLET Cindy	SUI	48.183 (7)	49.058 (8)	50.374 (8)	23	
HEAT 2	1	75	van BENTHEM Merle	NED	41.564 (1)	41.970 (1)	41.575 (1)	3	Q
	2	126	WOLCOTT Taylor	USA	42.244 (3)	42.450 (2)	42.957 (3)	8	Q
	3	102	DELLAR Kirsten	AUS	41.779 (2)	1:19.244 (6)	42.497 (2)	10	Q
	4	105	PEREZ Mayara	BRA	42.892 (4)	42.901 (3)	43.507 (4)	11	Q
	5	117	O'KEEFFE Teagan	RSA	43.506 (5)	43.581 (4)	1:04.422 (7)	16	
	6	120	DANIELS Dominique	USA	45.861 (8)	48.280 (5)	46.907 (5)	18	
	7	127	SORIANO Florencia Ayelen	ARG	44.829 (6)	DNF (8)	52.286 (6)	20	
	8	6	van de PERRE Tori	BEL	45.694 (7)	DNF (8)	DNS (10)	25	

**Qualification Rule:** best 4 riders from each heat after 3 runs qualify for the next round. Remainder are eliminated.

**Legend:**

**DNF** Did Not Finish      **DNS** Did Not Start      **Q** Qualified



# 2010 UCI BMX WORLD CHAMPIONSHIPS

# PIETERMARITZBURG SOUTH AFRICA



## 2010 UCI BMX World Championships

### Junior Women Qualifying



31 JUL 2010  
13:36

### Moto Sheets



#### Heat 1

Rank	Bike Number	Name	NOC Code	Run1			Run2			Run3			Total Points	
				Gate Select. Order	Time	Pts Rank	Gate Select. Order	Time	Pts Rank	Gate Select. Order	Time	Pts Rank		
1	123	CRAIN Brooke	USA	1	41.727	(1)	1	41.989	1	41.556	(1)	1	3	Q
2	103	McLEOD Melinda	AUS	2	42.241	(2)	2	43.314	3	42.536	(2)	2	6	Q
3	110	le ROUX Enora	FRA	7	43.966	(4)	4	43.623	7	44.127	(3)	3	10	Q
4	122	QUINALHA Bianca	BRA	4	42.843	(3)	3	43.799	4	44.364	(4)	4	11	Q
5	112	TAYLOR Abbie	GBR	3	46.613	(5)	5	44.421	8	45.388	(6)	6	17	
6	109	JEPSEN Mette	DEN	5	DNF	(8)	8	44.177	5	44.717	(5)	5	18	
7	115	HEREIJGERS Maartje	NED	6	46.823	(6)	6	46.074	6	45.460	(7)	7	20	
8	119	NICOLET Cindy	SUI	8	48.183	(7)	7	49.058	2	50.374	(8)	8	23	





# 2010 UCI BMX WORLD CHAMPIONSHIPS

# PIETERMARITZBURG SOUTH AFRICA

## 2010 UCI BMX World Championships

Junior Women  
Qualifying

31 JUL 2010  
13:36



### Moto Sheets



#### Heat 2

Rank	Bike Number	Name	NOC Code	Run1			Run2			Run3			Total Points	
				Gate Select. Order	Time	Pts Rank	Gate Select. Order	Time	Pts Rank	Gate Select. Order	Time	Pts Rank		
1	75	van BENTHEM Merle	NED	2	41.564	(1)	1	41.970	1	41.575	(1)	1	3	Q
2	126	WOLCOTT Taylor	USA	1	42.244	(3)	3	42.450	2	42.957	(3)	3	8	Q
3	102	DELLAR Kirsten	AUS	3	41.779	(2)	2	1:19.244	6	42.497	(2)	2	10	Q
4	105	PEREZ Mayara	BRA	7	42.892	(4)	4	42.901	3	43.507	(4)	4	11	Q
5	117	O'KEEFFE Teagan	RSA	4	43.506	(5)	5	43.581	4	1:04.422	(7)	7	16	
6	120	DANIELS Dominique	USA	8	45.861	(8)	8	48.280	5	46.907	(5)	5	18	
7	127	SORIANO Florencia Ayelen	ARG	5	44.829	(6)	6	DNF	7	52.286	(6)	6	20	
8	6	van de PERRE Tori	BEL	6	45.694	(7)	7	DNF	8	DNF	(8)	8	25	



### 2010 UCI BMX World Championships

31 JUL 2010  
13:39

Junior Men  
Qualifying Run3



#### Results



	Rank	Bike Number	Name	NOC Code	Run1	Run2	Run3	Total	
HEAT 1	1	219	ANDRE Sylvain	FRA	40.588 (1)	39.707 (1)	39.119 (1)	3	Q
	2	142	OQUENDO ZABALA David	COL	45.049 (3)	40.580 (2)	40.556 (2)	7	Q
	3	172	GANSER Maximilian	GER	42.129 (2)	42.012 (4)	46.295 (4)	10	Q
	4	208	TANNIGER Romain	SUI	46.032 (4)	42.240 (5)	41.591 (3)	12	Q
	5	133	CRUZ ORMENO Ignacio	CHI	47.836 (5)	41.510 (3)	53.518 (6)	14	
	6	149	VILACA JUNIOR A.C.S.	BRA	DNF (6)	48.254 (6)	48.683 (5)	17	
HEAT 2	1	148	van GENDT Twan	NED	40.200 (1)	39.967 (1)	39.922 (1)	3	Q
	2	197	McCORMACK Connor	CAN	41.166 (2)	40.755 (2)	41.339 (3)	7	Q
	3	157	BRETHAUER Luis	GER	41.521 (3)	41.429 (3)	40.782 (2)	8	Q
	4	215	VARGAS OVANDO Sebastián	BOL	44.066 (4)	46.104 (4)	43.114 (4)	12	Q
	5	216	VIRDIS Luca	ITA	54.980 (5)	46.743 (5)	56.953 (5)	15	
HEAT 3	1	150	WOODCOCK Trent	NZL	1:12.142 (5)	41.088 (1)	41.888 (1)	7	Q
	2	127	CARVALHO Igor	BRA	41.725 (1)	41.909 (2)	47.943 (4)	7	Q
	3	203	NILSEN Per Erik	NOR	42.552 (3)	43.393 (4)	43.169 (2)	9	Q
	4	206	FERREIRA Igor	BRA	42.003 (2)	42.500 (3)	53.884 (5)	10	Q
	5	180	HLADIK Jakub	CZE	50.843 (4)	47.641 (5)	45.518 (3)	12	
	210	TORQUATO Guilherme	BRA	DNS (8)	DNS (8)		DSQ		
HEAT 4	1	195	MARTINEZ Lorin	FRA	45.137 (2)	40.409 (1)	40.010 (1)	4	Q
	2	147	TEULLET Denis	FRA	43.647 (1)	41.633 (2)	41.007 (2)	5	Q
	3	165	DUNSWORTH Matthew	AUS	46.189 (3)	45.866 (5)	41.630 (3)	11	Q
	4	139	FURLAN Mattia	ITA	46.533 (4)	48.158 (6)	41.949 (4)	14	Q
	5	135	FOX Nicholas	NZL	49.177 (5)	42.596 (3)	51.164 (6)	14	
	6	129	CARVALHO Miguel	RSA	1:09.833 (6)	44.374 (4)	49.201 (5)	15	
HEAT 5	1	207	SHARRAH Corben	USA	39.284 (1)	39.925 (1)	40.814 (1)	3	Q
	2	205	OSTETI Hugo	BRA	41.047 (2)	40.270 (2)	47.213 (4)	8	Q
	3	125	CARNAVAL Douglas	BRA	45.290 (3)	42.573 (3)	44.859 (3)	9	Q
	4	138	FRANKS Daniel	NZL	46.915 (4)	48.020 (4)	43.326 (2)	10	Q
	5	146	SAMPEI Takamasa	JPN	47.880 (5)	50.508 (5)	53.637 (5)	15	
	6	164	dos REIS Rogério	BRA	49.334 (6)	DNF (6)	1:04.759 (6)	18	
HEAT 6	1	189	LAUSTSEN Niclas	DEN	44.068 (1)	41.079 (1)	41.603 (2)	4	Q
	2	160	DALFARRA Leandro	BRA	44.589 (2)	41.359 (2)	40.782 (1)	5	Q
	3	130	CLARKE Benjamin	AUS	45.348 (4)	42.925 (3)	44.724 (3)	10	Q
	4	145	PALACIOS MUNOZ Nicolas	ECU	45.967 (5)	44.117 (4)	46.341 (4)	13	Q
	5	132	CREIGHTON Steven	CAN	44.846 (3)	48.955 (5)	47.573 (5)	13	
	6	198	MENDEZ Ignacio	CHI	46.478 (6)	49.819 (6)	49.024 (6)	18	

### 2010 UCI BMX World Championships

31 JUL 2010  
13:39

Junior Men  
Qualifying Run3



#### Results



	Rank	Bike Number	Name	NOC Code	Run1		Run2		Run3		Total	
<b>HEAT 7</b>	1	190	LEJINS Kristers	LAT	41.185	(1)	40.515	(1)	40.779	(1)	3	Q
	2	187	KRISTERS Taims	LAT	42.588	(2)	41.325	(3)	41.852	(2)	7	Q
	3	217	YOSHIMURA Jukia	JPN	46.865	(4)	40.756	(2)	45.655	(3)	9	Q
	4	179	HIDALGO Benjamin	AUS	46.121	(3)	49.818	(6)	45.981	(4)	13	Q
	5	152	AGUIRRE Elias	CHI	48.586	(5)	41.666	(4)	46.528	(5)	14	
	6	155	BENETTI Nicholas	CAN	52.887	(6)	47.388	(5)	48.173	(6)	17	
<b>HEAT 8</b>	1	134	FIELDS Connor	USA	39.994	(1)	40.393	(1)	39.626	(1)	3	Q
	2	173	GOODWIN Darryn	AUS	41.466	(3)	40.691	(2)	40.186	(2)	7	Q
	3	156	BIRKELAND Aleksander	NOR	40.502	(2)	44.770	(5)	40.468	(3)	10	Q
	4	176	HENDERSON Ryan	AUS	43.625	(4)	41.563	(3)	42.001	(5)	12	Q
	5	174	HARMOSEN Joris	NED	45.139	(5)	42.221	(4)	41.137	(4)	13	
	6	162	DEMONT Jonathan	SUI	47.208	(6)	46.204	(6)	46.691	(6)	18	

**Qualification Rule:** best 4 riders from each heat after 3 runs qualify for the next round. Remainder are eliminated.

**Legend:**

**DNF** Did Not Finish      **DNS** Did Not Start      **DSQ** Disqualified      **Q** Qualified



# 2010 UCI BMX WORLD CHAMPIONSHIPS

# PIETERMARITZBURG SOUTH AFRICA



## 2010 UCI BMX World Championships

Junior Men  
Qualifying



31 JUL 2010  
13:39

### Moto Sheets



#### Heat 1

Rank	Bike Number	Name	NOC Code	Run1			Run2			Run3			Total Points				
				Gate Select. Order	Time	Pts Rank	Gate Select. Order	Time	Pts Rank	Gate Select. Order	Time	Pts Rank					
1	219	ANDRE Sylvain	FRA	1	40.588	(1)	1	1	39.707	(1)	1	1	39.119	(1)	1	3	Q
2	142	OQUEENDO ZABALA David	COL	4	45.049	(3)	3	3	40.580	(2)	2	2	40.556	(2)	2	7	Q
3	172	GANSER Maximilian	GER	2	42.129	(2)	2	2	42.012	(4)	4	4	46.295	(4)	4	10	Q
4	208	TANNIGER Romain	SUI	5	46.032	(4)	4	4	42.240	(5)	5	5	41.591	(3)	3	12	Q
5	133	CRUZ ORMENO Ignacio	CHI	3	47.836	(5)	5	5	41.510	(3)	3	3	53.518	(6)	6	14	
6	149	VILACA JUNIOR A.C.S.	BRA	6	DNF	(6)	6	6	48.254	(6)	6	6	48.683	(5)	5	17	





# 2010 UCI BMX WORLD CHAMPIONSHIPS

# PIETERMARITZBURG SOUTH AFRICA

## 2010 UCI BMX World Championships

### Junior Men Qualifying



31 JUL 2010  
13:39

### Moto Sheets



#### Heat 2

Rank	Bike Number	Name	NOC Code	Run1			Run2			Run3			Total Points	
				Gate Select. Order	Time	Pts Rank	Gate Select. Order	Time	Pts Rank	Gate Select. Order	Time	Pts Rank		
1	148	van GENDT Twan	NED	3	40.200	(1)	1	39.967	(1)	1	39.922	(1)	1	3
2	197	McCORMACK Connor	CAN	2	41.166	(2)	2	40.755	(2)	2	41.339	(3)	3	7
3	157	BRETHAUER Luis	GER	1	41.521	(3)	3	41.429	(3)	3	40.782	(2)	2	8
4	215	VARGAS OVANDO Sebastián	BOL	4	44.066	(4)	4	46.104	(4)	4	43.114	(4)	4	12
5	216	VIRDIS Luca	ITA	5	54.980	(5)	5	46.743	(5)	5	56.953	(5)	5	15





# 2010 UCI BMX WORLD CHAMPIONSHIPS

# PIETERMARITZBURG SOUTH AFRICA



## 2010 UCI BMX World Championships

Junior Men  
Qualifying



31 JUL 2010  
13:39

### Moto Sheets



### Heat 3

Rank	Bike Number	Name	NOC Code	Run1			Run2			Run3			Total Points				
				Gate Select. Order	Time	Pts Rank	Gate Select. Order	Time	Pts Rank	Gate Select. Order	Time	Pts Rank					
1	150	WOODCOCK Trent	NZL	1	1:12.142	(5)	5	6	41.088	(1)	1	2	41.888	(1)	1	7	Q
2	127	CARVALHO Igor	BRA	4	41.725	(1)	1	4	41.909	(2)	2	4	47.943	(4)	4	7	Q
3	203	NILSEN Per Erik	NOR	3	42.552	(3)	3	3	43.393	(4)	4	4	43.169	(2)	2	9	Q
4	206	FERREIRA Igor	BRA	2	42.003	(2)	2	2	42.500	(3)	3	3	53.884	(5)	5	10	Q
5	180	HLADIK Jakub	CZE	5	50.843	(4)	4	4	47.641	(5)	5	5	45.518	(3)	3	12	
210		TORQUATO Guilherme	BRA	6	DNS	(8)	6	6	DNS	(8)	6	6			6	DSQ	





2010 UCI BMX  
WORLD CHAMPIONSHIPS

PIETERMARITZBURG  
SOUTH AFRICA

2010 UCI BMX World Championships

Junior Men  
Qualifying



31 JUL 2010  
13:39

Moto Sheets



Heat 4

Rank	Bike Number	Name	NOC Code	Run1			Run2			Run3			Total Points				
				Gate Select. Order	Time	Pts Rank	Gate Select. Order	Time	Pts Rank	Gate Select. Order	Time	Pts Rank					
1	195	MARTINEZ Lorin	FRA	1	45.137	(2)	2	2	40.409	(1)	1	2	40.010	(1)	1	4	Q
2	147	TEULLET Denis	FRA	2	43.647	(1)	1	1	41.633	(2)	2	2	41.007	(2)	2	5	Q
3	165	DUNSWORTH Matthew	AUS	3	46.189	(3)	3	3	45.866	(5)	5	3	41.630	(3)	3	11	Q
4	139	FURLAN Mattia	ITA	5	46.533	(4)	4	4	48.158	(6)	6	6	41.949	(4)	4	14	Q
5	135	FOX Nicholas	NZL	4	49.177	(5)	5	5	42.596	(3)	3	3	51.164	(6)	6	14	
6	129	CARVALHO Miguel	RSA	6	1:09.833	(6)	6	6	44.374	(4)	4	4	49.201	(5)	5	15	





# 2010 UCI BMX WORLD CHAMPIONSHIPS

# PIETERMARITZBURG SOUTH AFRICA



## 2010 UCI BMX World Championships

Junior Men  
Qualifying



31 JUL 2010  
13:39

### Moto Sheets



#### Heat 5

Rank	Bike Number	Name	NOC Code	Run1			Run2			Run3			Total Points				
				Gate Select. Order	Time	Pts Rank	Gate Select. Order	Time	Pts Rank	Gate Select. Order	Time	Pts Rank					
1	207	SHARRAH Corben	USA	1	39.284	(1)	1	1	39.925	(1)	1	1	40.814	(1)	1	3	Q
2	205	OSTETI Hugo	BRA	2	41.047	(2)	2	2	40.270	(2)	2	2	47.213	(4)	4	8	Q
3	125	CARNAVAL Douglas	BRA	4	45.290	(3)	3	2	42.573	(3)	3	2	44.859	(3)	3	9	Q
4	138	FRANKS Daniel	NZL	5	46.915	(4)	4	6	48.020	(4)	4	4	43.326	(2)	2	10	Q
5	146	SAMPEI Takamasa	JPN	6	47.880	(5)	5	5	50.508	(5)	5	5	53.637	(5)	5	15	
6	164	dos REIS Rogério	BRA	3	49.334	(6)	6	4	DNF		6	6	1:04.759	(6)	6	18	





# 2010 UCI BMX WORLD CHAMPIONSHIPS

# PIETERMARITZBURG SOUTH AFRICA



## 2010 UCI BMX World Championships

Junior Men  
Qualifying



31 JUL 2010  
13:39

### Moto Sheets



#### Heat 6

Rank	Bike Number	Name	NOC Code	Run1			Run2			Run3			Total Points	
				Gate Select. Order	Time	Pts Rank	Gate Select. Order	Time	Pts Rank	Gate Select. Order	Time	Pts Rank		
1	189	LAUSTSEN Nicias	DEN	2	44.068	(1)	1	41.079	(1)	1	41.603	(2)	2	4
2	160	DALFARRA Leandro	BRA	1	44.589	(2)	2	41.359	(2)	2	40.782	(1)	1	5
3	130	CLARKE Benjamin	AUS	3	45.348	(4)	4	42.925	(3)	3	44.724	(3)	3	10
4	145	PALACHIOS MUNOZ Nicolas	ECU	4	45.967	(5)	5	44.117	(4)	4	46.341	(4)	4	13
5	132	CREIGHTON Steven	CAN	6	44.846	(3)	3	48.955	(5)	5	47.573	(5)	5	13
6	198	MENDEZ Ignacio	CHI	5	46.478	(6)	6	49.819	(6)	6	49.024	(6)	6	18





# 2010 UCI BMX WORLD CHAMPIONSHIPS

# PIETERMARITZBURG SOUTH AFRICA



## 2010 UCI BMX World Championships

Junior Men  
Qualifying



31 JUL 2010  
13:39

### Moto Sheets



### Heat 7

Rank	Bike Number	Name	NOC Code	Run1			Run2			Run3			Total Points				
				Gate Select. Order	Time	Pts Rank	Gate Select. Order	Time	Pts Rank	Gate Select. Order	Time	Pts Rank					
1	190	LEJINS Kristers	LAT	1	41.185	(1)	1	1	40.515	(1)	1	1	40.779	(1)	1	3	Q
2	187	KRISTERS Taims	LAT	2	42.588	(2)	2	8	41.325	(3)	3	6	41.852	(2)	2	7	Q
3	217	YOSHIMURA Jukia	JPN	3	46.865	(4)	4	3	40.756	(2)	2	2	45.655	(3)	3	9	Q
4	179	HIDALGO Benjamin	AUS	5	46.121	(3)	3	2	49.818	(6)	6	4	45.981	(4)	4	13	Q
5	152	AGUIRRE Elias	CHI	4	48.586	(5)	5	5	41.666	(4)	4	4	46.528	(5)	5	14	
6	155	BENETTI Nicholas	CAN	6	52.887	(6)	6	5	47.388	(5)	5	3	48.173	(6)	6	17	





# 2010 UCI BMX WORLD CHAMPIONSHIPS

# PIETERMARITZBURG SOUTH AFRICA

## 2010 UCI BMX World Championships

### Junior Men Qualifying



31 JUL 2010  
13:39

### Moto Sheets



#### Heat 8

Rank	Bike Number	Name	NOC Code	Run1			Run2			Run3			Total Points				
				Gate Select. Order	Time	Pts Rank	Gate Select. Order	Time	Pts Rank	Gate Select. Order	Time	Pts Rank					
1	134	FIELDS Connor	USA	1	39.994	(1)	1	1	40.393	(1)	1	1	39.626	(1)	1	3	Q
2	173	GOODWIN Darryn	AUS	6	41.466	(3)	3	3	40.691	(2)	2	2	40.186	(2)	2	7	Q
3	156	BIRKELAND Aleksander	NOR	2	40.502	(2)	2	2	44.770	(5)	5	3	40.468	(3)	3	10	Q
4	176	HENDERSON Ryan	AUS	3	43.625	(4)	4	4	41.563	(3)	3	4	42.001	(5)	5	12	Q
5	174	HARMSSEN Joris	NED	4	45.139	(5)	5	5	42.221	(4)	4	4	41.137	(4)	4	13	
6	162	DEMONT Jonathan	SUI	5	47.208	(6)	6	7	46.204	(6)	6	6	46.691	(6)	6	18	



### 2010 UCI BMX World Championships

31 JUL 2010  
13:51

Elite Women  
Qualifying Run3



#### Results



	Rank	Bike Number	Name	NOC Code	Run1	Run2	Run3	Total	
HEAT 1	1	100	PAJON Mariana	COL	40.102 (1)	40.387 (1)	40.195 (1)	3	Q
	2	96	WALKER Sarah	NZL	40.993 (2)	41.272 (2)	40.879 (2)	6	Q
	3	31	GEVING Amanda	USA	41.383 (4)	41.347 (3)	42.367 (4)	11	Q
	4	8	DIAZ Maria Gabriela	ARG	41.552 (5)	41.421 (4)	41.648 (3)	12	Q
	5	4	HORÁKOVÁ Jana	CZE	41.246 (3)	41.598 (5)	1:16.955 (6)	14	
	6	30	MIWA Ayaka	JPN	50.412 (6)	46.174 (6)	51.491 (5)	17	
HEAT 2	1	22	le CORGUILLÉ Laëtitia	FRA	40.512 (1)	40.223 (1)	39.770 (1)	3	Q
	2	52	HLADIKOVA Aneta	CZE	41.480 (4)	40.369 (2)	40.245 (2)	8	Q
	3	11	POST Alise	USA	41.039 (2)	40.687 (3)	40.735 (3)	8	Q
	4	44	SEESING Joyce	NED	41.167 (3)	41.567 (4)	41.511 (4)	11	Q
	5	222	RIMSAITE Vilma	LTU	42.850 (5)	42.447 (5)	42.333 (5)	15	
	6	102	ALEKSEJEWA Sandra	LAT	44.899 (6)	43.798 (6)	44.712 (6)	18	
HEAT 3	1	118	READE Shanaze	GBR	41.395 (2)	39.828 (1)	39.889 (1)	4	Q
	2	21	REYNOLDS Lauren	AUS	40.539 (1)	40.456 (2)	40.142 (2)	5	Q
	3	39	CARR Amanda	USA	41.852 (3)	41.008 (3)	43.383 (5)	11	Q
	4	104	BRACKEN Rachel	AUS	43.466 (5)	41.269 (4)	41.338 (3)	12	Q
	5	106	MANTILLA Estefania	ECU	45.900 (6)	43.488 (5)	43.006 (4)	15	
	6	91	van HOOFF Elke	BEL	42.606 (4)	44.602 (6)	DNF (6)	16	
HEAT 4	1	68	BUCHANAN Caroline	AUS	41.279 (1)	40.577 (1)	39.757 (1)	3	Q
	2	15	MARTIN Arielle	USA	41.730 (2)	41.291 (3)	40.568 (2)	7	Q
	3	19	DESPEAUX Amélie	FRA	41.878 (4)	41.647 (4)	40.693 (3)	11	Q
	4	27	LABOUNKOVA Romana	CZE	42.160 (5)	40.858 (2)	41.059 (4)	11	Q
	5	66	KLAUS Lieke	NED	41.820 (3)	44.674 (5)	45.194 (5)	13	
	6	121	VERHAGEN Ashley	USA	1:02.131 (6)	DNF (6)	DNS (8)	20	

**Qualification Rule:** best 4 riders from each heat after 3 runs qualify for the next round. Remainder are eliminated.

**Legend:**

**DNF** Did Not Finish      **DNS** Did Not Start      **Q** Qualified



# 2010 UCI BMX WORLD CHAMPIONSHIPS

# PIETERMARITZBURG SOUTH AFRICA



## 2010 UCI BMX World Championships

Elite Women  
Qualifying



31 JUL 2010  
13:51

### Moto Sheets



#### Heat 1

Rank	Bike Number	Name	NOC Code	Run1			Run2			Run3			Total Points					
				Gate Select. Order	Time	Pts Rank	Gate Select. Order	Time	Pts Rank	Gate Select. Order	Time	Pts Rank						
1	100	PAJON Mariana	COL	1	40.102	(1)	1	4	40.387	(1)	1	4	40.195	(1)	1	3	Q	
2	96	WALKER Sarah	NZL	2	40.993	(2)	2	3	41.272	(2)	2	2	5	40.879	(2)	2	6	Q
3	31	GEVING Amanda	USA	5	41.383	(4)	4	5	41.347	(3)	3	3	7	42.367	(4)	4	11	Q
4	8	DIAZ Maria Gabriela	ARG	3	41.552	(5)	5	6	41.421	(4)	4	4	3	41.648	(3)	3	12	Q
5	4	HORÁKOVÁ Jana	CZE	4	41.246	(3)	3	3	41.598	(5)	5	5	2	1:16.955	(6)	6	14	
6	30	MIWA Ayaka	JPN	6	50.412	(6)	6	7	46.174	(6)	6	6	6	51.491	(5)	5	17	





**2010 UCI BMX  
WORLD CHAMPIONSHIPS**

**PIETERMARITZBURG  
SOUTH AFRICA**

**2010 UCI BMX World Championships**

**Elite Women  
Qualifying**



31 JUL 2010  
13:51

**Moto Sheets**



**Heat 2**

Rank	Bike Number	Name	NOC Code	Run1			Run2			Run3			Total Points	
				Gate Select. Order	Time	Pts Rank	Gate Select. Order	Time	Pts Rank	Gate Select. Order	Time	Pts Rank		
1	22	le CORGUILLÉ Laëtitia	FRA	1	40.512	(1)	1	40.223	(1)	1	39.770	(1)	1	3 Q
2	52	HLADIKOVA Aneta	CZE	2	41.480	(4)	4	40.369	(2)	2	40.245	(2)	2	8 Q
3	11	POST Alise	USA	5	41.039	(2)	2	40.687	(3)	3	40.735	(3)	3	8 Q
4	44	SEESING Joyce	NED	3	41.167	(3)	3	41.567	(4)	4	41.511	(4)	4	11 Q
5	222	RIMSAITE Vilma	LTU	4	42.850	(5)	5	42.447	(5)	5	42.333	(5)	5	15
6	102	ALEKSEJEWVA Sandra	LAT	6	44.899	(6)	6	43.798	(6)	6	44.712	(6)	6	18





# 2010 UCI BMX WORLD CHAMPIONSHIPS

# PIETERMARITZBURG SOUTH AFRICA



## 2010 UCI BMX World Championships

Elite Women  
Qualifying



31 JUL 2010  
13:51

### Moto Sheets



#### Heat 3

Rank	Bike Number	Name	NOC Code	Run1			Run2			Run3			Total Points				
				Gate Select. Order	Time	Pts Rank	Gate Select. Order	Time	Pts Rank	Gate Select. Order	Time	Pts Rank					
1	118	READE Shanaze	GBR	1	41.395	(2)	2	3	39.828	(1)	1	3	39.889	(1)	1	4	Q
2	21	REYNOLDS Lauren	AUS	2	40.539	(1)	1	2	40.456	(2)	2	2	40.142	(2)	2	5	Q
3	39	CARR Amanda	USA	3	41.852	(3)	3	5	41.008	(3)	3	3	43.383	(5)	5	11	Q
4	104	BRACKEN Rachel	AUS	5	43.466	(5)	5	7	41.269	(4)	4	4	41.338	(3)	3	12	Q
5	106	MANTILLA Estefania	ECU	6	45.900	(6)	6	8	43.488	(5)	5	5	43.006	(4)	4	15	
6	91	van HOOF Eike	BEL	4	42.606	(4)	4	6	44.602	(6)	6	6	DNF	(6)	6	16	





**2010 UCI BMX  
WORLD CHAMPIONSHIPS**

**PIETERMARITZBURG  
SOUTH AFRICA**

**2010 UCI BMX World Championships**

**Elite Women**  
Qualifying

31 JUL 2010  
13:51



**Moto Sheets**



**Heat 4**

Rank	Bike Number	Name	NOC Code	Run1			Run2			Run3			Total Points					
				Gate Select. Order	Time	Pts Rank	Gate Select. Order	Time	Pts Rank	Gate Select. Order	Time	Pts Rank						
1	68	BUCHANAN Caroline	AUS	1	41.279	(1)	1	2	40.577	(1)	1	1	2	39.757	(1)	1	3	Q
2	15	MARTIN Arielle	USA	3	41.730	(2)	2	6	41.291	(3)	3	3	6	40.568	(2)	2	7	Q
3	19	DESPEAUX Amélie	FRA	2	41.878	(4)	4	4	41.647	(4)	4	4	4	40.693	(3)	3	11	Q
4	27	LABOUNKOVA Romana	CZE	4	42.160	(5)	5	7	40.858	(2)	2	2	1	41.059	(4)	4	11	Q
5	66	KLAUS Lieke	NED	5	41.820	(3)	3	3	44.674	(5)	5	5	7	45.194	(5)	5	13	
6	121	VERHAGEN Ashley	USA	6	1:02.131	(6)	6	4	DNF	(6)	6	6	6	DNS	(8)	6	20	



### 2010 UCI BMX World Championships

31 JUL 2010  
13:57

Elite Men  
Qualifying Run3



#### Results



Rank	Bike Number	Name	NOC Code	Run1	Run2	Run3	Total	
HEAT 1	1	91 WILLOUGHBY Sam	AUS	38.988 (1)	38.902 (1)	38.494 (1)	3	Q
	2	97 YOUNG Khalen	AUS	39.607 (3)	39.968 (4)	39.012 (2)	9	Q
	3	120 PELLUARD Vincent	FRA	39.971 (4)	39.549 (2)	39.397 (3)	9	Q
	4	32 KARTFJORD Sebastian	NOR	39.478 (2)	39.588 (3)	40.491 (5)	10	Q
	5	373 BLANC Renaud	SUI	DNF (8)	40.325 (5)	39.878 (4)	17	
	6	72 van den WILDENBERG Rob	NED	40.653 (5)	40.440 (6)	40.531 (6)	17	
	7	77 de WILDE Robert	NED	48.005 (7)	40.977 (7)	42.819 (7)	21	
	8	274 GAGNU Francky	FRA	47.507 (6)	59.205 (8)	51.120 (8)	22	
HEAT 2	1	42 KIRKHAM Brian	AUS	39.449 (1)	39.489 (1)	39.228 (1)	3	Q
	2	114 CASTRO HERRERA Augusto	COL	39.575 (2)	40.019 (3)	39.534 (2)	7	Q
	3	566 OQUENDO ZABALA Carlos	COL	40.765 (3)	40.236 (5)	39.664 (3)	11	Q
	4	150 TUMPACH Stepan	CZE	41.284 (4)	40.023 (4)	39.953 (4)	12	Q
	5	17 MADILL Luke	AUS	1:10.727 (7)	39.639 (2)	40.426 (5)	14	
	6	152 VEIDE Rihards	LAT	52.191 (6)	40.670 (6)	40.752 (6)	18	
	7	191 ANDRESEN Klaus Bøgh	DEN	47.205 (5)	41.611 (7)	41.643 (7)	19	
	8	79 SAMPEI Masahiro	JPN	1:22.300 (8)	44.152 (8)	42.332 (8)	24	
HEAT 3	1	121 van der BIEZEN Raymon	NED	39.474 (1)	39.693 (2)	38.976 (1)	4	Q
	2	43 LAPRAZ Yvan	SUI	40.427 (4)	39.613 (1)	39.359 (2)	7	Q
	3	144 DEAN Anthony	AUS	40.310 (3)	40.077 (3)	40.386 (4)	10	Q
	4	28 de VECCHI Manuel	ITA	39.982 (2)	44.904 (6)	39.776 (3)	11	Q
	5	130 DECARVALHO Edson Marcos	BRA	41.036 (6)	40.580 (4)	40.906 (5)	15	
	6	457 CALLAN Joshua	AUS	40.734 (5)	46.574 (7)	41.671 (6)	18	
	7	181 BLOOMFIELD Marcus	GBR	1:13.456 (8)	44.691 (5)	DNF (8)	21	
	8	111 HERBERT Kane	RSA	52.719 (7)	49.616 (8)	52.955 (7)	22	
HEAT 4	1	129 DAUDET Joris	FRA	39.401 (1)	39.128 (1)	39.052 (1)	3	Q
	2	80 HERMAN David	USA	39.720 (2)	39.501 (2)	39.729 (3)	7	Q
	3	69 GODET Damien	FRA	39.892 (4)	39.690 (4)	39.138 (2)	10	Q
	4	404 MOO CAILLE Moana	FRA	39.795 (3)	39.566 (3)	39.939 (4)	10	Q
	5	145 POLO Federico	ARG	41.673 (5)	42.132 (6)	41.590 (5)	16	
	6	139 NARPE Facundo Martin	ARG	1:05.930 (8)	40.492 (5)	51.346 (6)	19	
	7	126 ENDARA MADERA Fausto	ECU	46.572 (6)	42.823 (7)	54.418 (7)	20	
	8	117 FANTONI Giacomo	ITA	49.546 (7)	47.521 (8)	58.222 (8)	23	
HEAT 5	1	4 STROMBERGS Maris	LAT	39.117 (1)	39.188 (1)	39.117 (1)	3	Q
	2	717 JIMINEZ CAICEDO Andres	COL	39.877 (3)	39.739 (2)	39.794 (3)	8	Q
	3	105 NHLAPO Sifiso	RSA	39.640 (2)	40.989 (5)	39.696 (2)	9	Q
	4	134 HUBERT Thomas	AUS	40.196 (4)	40.431 (3)	55.758 (5)	12	Q
	5	132 DUBOIS Arnaud	BEL	40.517 (5)	40.496 (4)	1:01.246 (6)	15	
	6	115 GOUX Lilian	FRA	1:01.863 (7)	1:14.626 (6)	55.474 (4)	17	
	7	65 PHILLIPS Liam	GBR	44.733 (6)	DNF (8)	DNS (10)	24	
	8	100 BECERINE Cristian	ARG	DNF (8)	DNF (8)	DNS (10)	26	



# 2010 UCI BMX WORLD CHAMPIONSHIPS

**PIETERMARITZBURG  
SOUTH AFRICA**

## 2010 UCI BMX World Championships

31 JUL 2010  
13:57

**Elite Men**  
Qualifying Run3



### Results



	Rank	Bike Number	Name	NOC Code	Run1	Run2	Run3	Total	
HEAT 6	1	972	HAMON Thomas	FRA	40.333 (2)	39.856 (2)	39.897 (2)	6	Q
	2	26	STEIN Denzel	USA	40.737 (4)	39.813 (1)	40.338 (3)	8	Q
	3	55	BATEY Kelvin	IRL	40.854 (5)	40.327 (4)	39.781 (1)	10	Q
	4	31	MATISONS Arturs	LAT	40.051 (1)	39.916 (3)	57.194 (8)	12	Q
	5	92	JASPERS Martijn	NED	40.605 (3)	40.430 (5)	40.824 (5)	13	
	6	421	RICCARDI Romain	ITA	1:11.806 (8)	40.765 (6)	40.436 (4)	18	
	7	127	CRISTOFOLI Roberto	ITA	43.144 (6)	41.646 (7)	42.724 (7)	20	
	8	167	JAMES Kurt	NZL	52.586 (7)	42.106 (8)	41.605 (6)	21	
HEAT 7	1	75	BRADFORD Joey	USA	40.220 (4)	39.165 (1)	39.018 (1)	6	Q
	2	777	WILLERS Marc	NZL	39.628 (1)	39.631 (2)	39.666 (3)	6	Q
	3	61	MEYERS Joshua	USA	39.698 (2)	39.762 (3)	39.326 (2)	7	Q
	4	60	DIAZ MONTANA Jose	COL	39.990 (3)	40.232 (5)	40.046 (5)	13	Q
	5	146	REZENDE Renato	BRA	40.742 (6)	39.972 (4)	39.865 (4)	14	
	6	525	LUBBE Gavin	RSA	40.335 (5)	40.349 (6)	42.182 (6)	17	
	7	147	TAKAHASHI Kenta	JPN	48.146 (7)	45.875 (8)	42.282 (7)	22	
	8	52	WONG Steven	HKG	1:10.360 (8)	40.916 (7)	45.666 (8)	23	
HEAT 8	1	3	MARINO Ramiro	ARG	43.815 (4)	40.200 (1)	39.921 (1)	6	Q
	2	40	BISSELING Sander	NED	42.849 (3)	40.359 (2)	40.066 (2)	7	Q
	3	37	van GORKOM Jelle	NED	40.633 (1)	40.793 (4)	40.425 (5)	10	Q
	4	103	AGUILUZ Andre Fossa	NOR	DNF (8)	40.511 (3)	40.154 (3)	14	Q
	5	153	GUTMANIS Maris	LAT	41.080 (2)	41.364 (6)	41.217 (6)	14	
	6	50	FALLA BUCHELY Emilio	ECU	1:01.974 (6)	40.871 (5)	40.420 (4)	15	
	7	151	SILVA Ebert	BRA	47.164 (5)	56.389 (7)	57.958 (7)	19	
	8	56	SALAZAR LOPEZ S I	COL	DNF (8)	DNF (8)	DNS (10)	26	

**Qualification Rule:** best 4 riders from each heat after 3 runs qualify for the next round. Remainder are eliminated.

**Legend:**

**DNF** Did Not Finish      **DNS** Did Not Start      **Q** Qualified





# 2010 UCI BMX WORLD CHAMPIONSHIPS

# PIETERMARITZBURG SOUTH AFRICA

## 2010 UCI BMX World Championships

Elite Men  
Qualifying

31 JUL 2010  
13:57



### Moto Sheets



#### Heat 1

Rank	Bike Number	Name	NOC Code	Run1			Run2			Run3			Total Points				
				Gate Select. Order	Time	Pts Rank	Gate Select. Order	Time	Pts Rank	Gate Select. Order	Time	Pts Rank					
1	91	WILLOUGHBY Sam	AUS	1	38.988	(1)	1	1	38.902	(1)	1	1	38.494	(1)	1	3	Q
2	97	YOUNG Khalen	AUS	2	39.607	(3)	3	3	39.968	(4)	4	4	39.012	(2)	2	9	Q
3	120	PELLUARD Vincent	FRA	4	39.971	(4)	4	4	39.549	(2)	2	2	39.397	(3)	3	9	Q
4	32	KARTFJORD Sebastian	NOR	5	39.478	(2)	2	2	39.588	(3)	3	3	40.491	(5)	5	10	Q
5	373	BLANC Renaud	SUI	7	DNF	(8)	8	8	40.325	(5)	5	5	39.878	(4)	4	17	
6	72	van den WILDENBERG Rob	NED	3	40.653	(5)	5	5	40.440	(6)	6	6	40.531	(6)	6	17	
7	77	de WILDE Robert	NED	8	48.005	(7)	7	7	40.977	(7)	7	7	42.819	(7)	7	21	
8	274	GAGNU Francky	FRA	6	47.507	(6)	6	6	59.205	(8)	8	8	51.120	(8)	8	22	





# 2010 UCI BMX WORLD CHAMPIONSHIPS

# PIETERMARITZBURG SOUTH AFRICA

## 2010 UCI BMX World Championships

Elite Men  
Qualifying

31 JUL 2010  
13:57



### Moto Sheets



#### Heat 2

Rank	Bike Number	Name	NOC Code	Run1			Run2			Run3			Total Points	
				Gate Select. Order	Time	Pts Rank	Gate Select. Order	Time	Pts Rank	Gate Select. Order	Time	Pts Rank		
1	42	KIRKHAM Brian	AUS	1	39.449	(1)	1	39.489	(1)	1	39.228	(1)	1	3
2	114	CASTRO HERRERA Augusto	COL	3	39.575	(2)	2	40.019	(3)	3	39.534	(2)	2	7
3	566	OQUENDO ZABALA Carlos	COL	2	40.765	(3)	3	40.236	(5)	5	39.664	(3)	3	11
4	150	TUMPACH Stepan	CZE	5	41.284	(4)	4	40.023	(4)	4	39.953	(4)	4	12
5	17	MADILL Luke	AUS	4	1:10.727	(7)	7	39.639	(2)	2	40.426	(5)	5	14
6	152	VEIDE Rihards	LAT	6	52.191	(6)	6	40.670	(6)	6	40.752	(6)	6	18
7	191	ANDRESEN Klaus Bogh	DEN	8	47.205	(5)	5	41.611	(7)	7	41.643	(7)	7	19
8	79	SAMPEI Masahiro	JPN	7	1:22.300	(8)	8	44.152	(8)	8	42.332	(8)	8	24





# 2010 UCI BMX WORLD CHAMPIONSHIPS

# PIETERMARITZBURG SOUTH AFRICA



## 2010 UCI BMX World Championships

Elite Men  
Qualifying



31 JUL 2010  
13:57

### Moto Sheets



#### Heat 3

Rank	Bike Number	Name	NOC Code	Run1			Run2			Run3			Total Points					
				Gate Select. Order	Time	Pts Rank	Gate Select. Order	Time	Pts Rank	Gate Select. Order	Time	Pts Rank						
1	121	van der BIEZEN Raymon	NED	1	39.474	(1)	1	1	39.693	(2)	2	2	3	38.976	(1)	1	4	Q
2	43	LAPRAZ Yvan	SUI	4	40.427	(4)	4	3	39.613	(1)	1	1	1	39.359	(2)	2	7	Q
3	144	DEAN Anthony	AUS	5	40.310	(3)	3	6	40.077	(3)	3	3	5	40.386	(4)	4	10	Q
4	28	de VECCHI Manuel	ITA	3	39.982	(2)	2	2	44.904	(6)	6	6	7	39.776	(3)	3	11	Q
5	130	DECARVALHO Edson Marcos	BRA	7	41.036	(6)	6	5	40.580	(4)	4	4	4	40.906	(5)	5	15	
6	457	CALLAN Joshua	AUS	2	40.734	(5)	5	4	46.574	(7)	7	7	8	41.671	(6)	6	18	
7	181	BLOOMFIELD Marcus	GBR	6	1:13.456	(8)	8	8	44.691	(5)	5	5	2	DNF	(8)	8	21	
8	111	HERBERT Kane	RSA	8	52.719	(7)	7	8	49.616	(8)	8	8	6	52.955	(7)	7	22	





**2010 UCI BMX  
WORLD CHAMPIONSHIPS**

**PIETERMARITZBURG  
SOUTH AFRICA**

**2010 UCI BMX World Championships**

**Elite Men**  
Qualifying



31 JUL 2010  
13:57

**Moto Sheets**



**Heat 4**

Rank	Bike Number	Name	NOC Code	Run1			Run2			Run3			Total Points	
				Gate Select. Order	Time	Pts Rank	Gate Select. Order	Time	Pts Rank	Gate Select. Order	Time	Pts Rank		
1	129	DAUDET Joris	FRA	1	39.401	(1)	1	39.128	(1)	1	39.052	(1)	1	3
2	80	HERMAN David	USA	3	39.720	(2)	2	39.501	(2)	6	39.729	(3)	3	7
3	69	GODET Damien	FRA	2	39.892	(4)	4	39.690	(4)	2	39.138	(2)	2	10
4	404	MOO CAILLE Moana	FRA	5	39.795	(3)	3	39.566	(3)	3	39.939	(4)	4	10
5	145	POLO Federico	ARG	6	41.673	(5)	5	42.132	(6)	8	41.590	(5)	5	16
6	139	NARPE Facundo Martin	ARG	8	1:05.930	(8)	8	40.492	(5)	4	51.346	(6)	6	19
7	126	ENDARA MADERA Fausto	ECU	4	46.572	(6)	6	42.823	(7)	5	54.418	(7)	7	20
8	117	FANTONI Giacomo	ITA	7	49.546	(7)	7	47.521	(8)	7	58.222	(8)	8	23





# 2010 UCI BMX WORLD CHAMPIONSHIPS

# PIETERMARITZBURG SOUTH AFRICA



## 2010 UCI BMX World Championships

Elite Men  
Qualifying



31 JUL 2010  
13:57

### Moto Sheets



#### Heat 5

Rank	Bike Number	Name	NOC Code	Run1			Run2			Run3			Total Points	
				Gate Select. Order	Time	Pts Rank	Gate Select. Order	Time	Pts Rank	Gate Select. Order	Time	Pts Rank		
1	4	STROMBERGS Maris	LAT	1	39.117	(1)	1	39.188	(1)	1	39.117	(1)	1	3
2	717	JIMINEZ CAICEDO Andres	COL	3	39.877	(3)	3	39.739	(2)	2	39.794	(3)	3	8
3	105	NHLAPO Sifiso	RSA	4	39.640	(2)	2	40.989	(5)	5	39.696	(2)	2	9
4	134	HUBERT Thomas	AUS	5	40.196	(4)	4	40.431	(3)	3	55.758	(5)	5	12
5	132	DUBOIS Arnaud	BEL	6	40.517	(5)	5	40.496	(4)	4	1:01.246	(6)	6	15
6	115	GOUX Lilian	FRA	7	1:01.863	(7)	7	1:14.626	(6)	6	55.474	(4)	4	17
7	65	PHILLIPS Liam	GBR	2	44.733	(6)	6	DNF	(8)	8	DNF	(10)	7	24
8	100	BECERINE Cristian	ARG	8	DNF	(8)	8	DNF	(8)	8	DNF	(10)	7	26





# 2010 UCI BMX WORLD CHAMPIONSHIPS

# PIETERMARITZBURG SOUTH AFRICA

## 2010 UCI BMX World Championships

Elite Men  
Qualifying

31 JUL 2010  
13:57



### Moto Sheets



#### Heat 6

Rank	Bike Number	Name	NOC Code	Run1			Run2			Run3			Total Points
				Gate Select. Order	Time	Pts Rank	Gate Select. Order	Time	Pts Rank	Gate Select. Order	Time	Pts Rank	
1	972	HAMON Thomas	FRA	2	40.333	(2)	2	39.856	(2)	2	39.897	(2)	6 Q
2	26	STEIN Denzel	USA	3	40.737	(4)	4	39.813	(1)	1	40.338	(3)	8 Q
3	55	BATEY Kelvin	IRL	6	40.854	(5)	5	40.327	(4)	4	39.781	(1)	10 Q
4	31	MATSONS Arturs	LAT	1	40.051	(1)	1	39.916	(3)	3	57.194	(8)	12 Q
5	92	JASPERS Martijn	NED	5	40.605	(3)	3	40.430	(5)	5	40.824	(5)	5
6	421	RICCARDI Romain	ITA	4	1:11.806	(8)	8	40.765	(6)	6	40.436	(4)	4
7	127	CRISTOFOLI Roberto	ITA	8	43.144	(6)	6	41.646	(7)	7	42.724	(7)	20
8	167	JAMES Kurt	NZL	7	52.586	(7)	7	42.106	(8)	8	41.605	(6)	21





# 2010 UCI BMX WORLD CHAMPIONSHIPS

# PIETERMARITZBURG SOUTH AFRICA



## 2010 UCI BMX World Championships

Elite Men  
Qualifying



31 JUL 2010  
13:57

### Moto Sheets



### Heat 7

Rank	Bike Number	Name	NOC Code	Run1			Run2			Run3			Total Points			
				Gate Select. Order	Time	Pts Rank	Gate Select. Order	Time	Pts Rank	Gate Select. Order	Time	Pts Rank				
1	75	BRADFORD Joey	USA	1	40.220	(4)	4	2	39.165	(1)	1	39.018	(1)	1	6	Q
2	777	WILLERS Marc	NZL	2	39.628	(1)	1	5	39.631	(2)	2	39.666	(3)	3	6	Q
3	61	MEYERS Joshua	USA	3	39.698	(2)	2	2	39.762	(3)	3	39.326	(2)	2	7	Q
4	60	DIAZ MONTANA Jose	COL	7	39.990	(3)	3	6	40.232	(5)	5	40.046	(5)	5	13	Q
5	146	REZENDE Renato	BRA	4	40.742	(6)	6	3	39.972	(4)	4	39.865	(4)	4	14	
6	525	LUBBE Gavin	RSA	5	40.335	(5)	5	8	40.349	(6)	6	42.182	(6)	6	17	
7	147	TAKAHASHI Kenta	JPN	8	48.146	(7)	7	7	45.875	(8)	8	42.282	(7)	7	22	
8	52	WONG Steven	HKG	6	1:10.360	(8)	8	4	40.916	(7)	7	45.666	(8)	8	23	





**2010 UCI BMX  
WORLD CHAMPIONSHIPS**

**PIETERMARITZBURG  
SOUTH AFRICA**

**2010 UCI BMX World Championships**

**Elite Men**  
Qualifying



31 JUL 2010  
13:57

**Moto Sheets**



**Heat 8**

Rank	Bike Number	Name	NOC Code	Run1			Run2			Run3			Total Points				
				Gate Select. Order	Time	Pts Rank	Gate Select. Order	Time	Pts Rank	Gate Select. Order	Time	Pts Rank					
1	3	MARINO Ramiro	ARG	5	43.815	(4)	4	4	4	40.200	(1)	1	4	39.921	(1)	1	6
2	40	BISSELING Sander	NED	6	42.849	(3)	3	3	3	40.359	(2)	2	2	40.066	(2)	2	7
3	37	van GORKOM Jelle	NED	4	40.633	(1)	1	1	1	40.793	(4)	4	4	40.425	(5)	5	10
4	103	AGUILUZ Andre Fossa	NOR	1	DNF	(8)	7	8	8	40.511	(3)	3	3	40.154	(3)	3	14
5	153	GUTMANIS Maris	LAT	3	41.080	(2)	2	2	2	41.364	(6)	6	6	41.217	(6)	6	14
6	50	FALLA BUCHELY Emilio	ECU	8	1:01.974	(6)	6	6	6	40.871	(5)	5	5	40.420	(4)	4	15
7	151	SILVA Ebert	BRA	7	47.164	(5)	5	5	5	56.389	(7)	7	7	57.958	(7)	7	19
8	56	SALAZAR LOPEZ Sergio Ignacio	COL	2	DNF	(8)	7	8	7	DNF	(8)	8	8	DNF	(10)	8	26



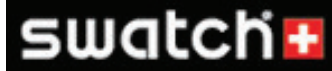
### 2010 UCI BMX World Championships

31 JUL 2010  
15:32

Junior Men  
1/4 Finals



#### Results



	Rank	Bike Number	Name	NOC Code	Run1	Total	
HEAT 1	1	219	ANDRE Sylvain	FRA	38.986 (1)	1	Q
	2	148	van GENDT Twan	NED	39.635 (2)	2	Q
	3	142	OQUENDO ZABALA David	COL	39.942 (3)	3	Q
	4	157	BRETHAUER Luis	GER	40.359 (4)	4	Q
	5	197	McCORMACK Connor	CAN	41.063 (5)	5	
	6	172	GANSER Maximilian	GER	41.430 (6)	6	
	7	208	TANNIGER Romain	SUI	41.659 (7)	7	
	8	215	VARGAS OVANDO Sebastián	BOL	43.603 (8)	8	
HEAT 2	1	165	DUNSWORTH Matthew	AUS	40.337 (1)	1	Q
	2	195	MARTINEZ Lorin	FRA	40.446 (2)	2	Q
	3	147	TEULLET Denis	FRA	40.550 (3)	3	Q
	4	139	FURLAN Mattia	ITA	42.156 (4)	4	Q
	5	150	WOODCOCK Trent	NZL	42.294 (5)	5	
	6	127	CARVALHO Igor	BRA	43.807 (6)	6	
	7	206	FERREIRA Igor	BRA	1:20.123 (7)	7	
	8	203	NILSEN Per Erik	NOR	1:28.297 (8)	8	
HEAT 3	1	207	SHARRAH Corben	USA	39.187 (1)	1	Q
	2	205	OSTETI Hugo	BRA	40.202 (2)	2	Q
	3	189	LAUSTSEN Niclas	DEN	40.379 (3)	3	Q
	4	160	DALFARRA Leandro	BRA	40.705 (4)	4	Q
	5	138	FRANKS Daniel	NZL	41.655 (5)	5	
	6	145	PALACIOS MUNOZ Nicolas	ECU	43.140 (6)	6	
	7	130	CLARKE Benjamin	AUS	43.221 (7)	7	
	8	125	CARNAVAL Douglas	BRA	52.144 (8)	8	
HEAT 4	1	134	FIELDS Connor	USA	39.730 (1)	1	Q
	2	190	LEJINS Kristers	LAT	40.573 (2)	2	Q
	3	173	GOODWIN Darryn	AUS	41.054 (3)	3	Q
	4	187	KRISTERS Taimis	LAT	41.930 (4)	4	Q
	5	217	YOSHIMURA Jukia	JPN	42.624 (5)	5	
	6	176	HENDERSON Ryan	AUS	43.386 (6)	6	
	7	156	BIRKELAND Aleksander	NOR	43.522 (7)	7	
	8	179	HIDALGO Benjamin	AUS	50.724 (8)	8	

**Qualification Rule:** best 4 riders from each heat qualify for the finals. Remainder are eliminated.

#### Legend:

Q Qualified

### 2010 UCI BMX World Championships

31 JUL 2010  
15:40

Elite Men  
1/4 Finals



#### Results



	Rank	Bike Number	Name	NOC Code	Run1	Total	
HEAT 1	1	91	WILLOUGHBY Sam	AUS	38.678 (1)	1	Q
	2	97	YOUNG Khalen	AUS	39.296 (2)	2	Q
	3	42	KIRKHAM Brian	AUS	39.423 (3)	3	Q
	4	566	OQUENDO ZABALA Carlos	COL	39.554 (4)	4	Q
	5	150	TUMPACH Stepan	CZE	39.943 (5)	5	
	6	32	KARTFJORD Sebastian	NOR	40.337 (6)	6	
	7	120	PELLUARD Vincent	FRA	40.374 (7)	7	
	8	114	CASTRO HERRERA Augusto	COL	1:00.018 (8)	8	
HEAT 2	1	129	DAUDET Joris	FRA	38.714 (1)	1	Q
	2	80	HERMAN David	USA	39.261 (2)	2	Q
	3	28	de VECCHI Manuel	ITA	39.358 (3)	3	Q
	4	121	van der BIEZEN Raymon	NED	39.521 (4)	4	Q
	5	69	GODET Damien	FRA	39.922 (5)	5	
	6	144	DEAN Anthony	AUS	40.471 (6)	6	
	7	404	MOO CAILLE Moana	FRA	53.107 (7)	7	
	8	43	LAPRAZ Yvan	SUI	58.832 (8)	8	
HEAT 3	1	4	STROMBERGS Maris	LAT	38.936 (1)	1	Q
	2	105	NHLAPO Sifiso	RSA	39.434 (2)	2	Q
	3	134	HUBERT Thomas	AUS	39.912 (3)	3	Q
	4	972	HAMON Thomas	FRA	40.151 (4)	4	Q
	5	31	MATISONS Arturs	LAT	42.945 (5)	5	
	6	26	STEIN Denzel	USA	45.307 (6)	6	
	7	717	JIMINEZ CAICEDO Andres	COL	1:23.597 (7)	7	
	8	55	BATEY Kelvin	IRL	DNF (8)	8	
HEAT 4	1	40	BISSELING Sander	NED	40.695 (1)	1	Q
	2	60	DIAZ MONTANA Jose	COL	41.096 (2)	2	Q
	3	777	WILLERS Marc	NZL	42.146 (3)	3	Q
	4	3	MARINO Ramiro	ARG	46.815 (4)	4	Q
	5	37	van GORKOM Jelle	NED	48.771 (5)	5	
	6	61	MEYERS Joshua	USA	1:16.945 (6)	6	
	7	75	BRADFORD Joey	USA	DNF (8)	8	
	8	103	AGUILUZ Andre Fossa	NOR	DNF (8)	8	

**Qualification Rule:** best 4 riders from each heat qualify for the finals. Remainder are eliminated.

#### Legend:

DNF Did Not Finish      Q Qualified


### 2010 UCI BMX World Championships

31 JUL 2010  
16:03

Junior Men  
Semifinal



#### Results



Rank	Bike Number	Name	NOC Code	Run1	Total	
HEAT 1	1	148 van GENDT Twan	NED	39.609 (1)	1	Q
	2	219 ANDRE Sylvain	FRA	39.738 (2)	2	Q
	3	142 OQUENDO ZABALA David	COL	39.983 (3)	3	Q
	4	165 DUNSWORTH Matthew	AUS	40.679 (4)	4	Q
	5	195 MARTINEZ Lorin	FRA	40.809 (5)	5	
	6	157 BRETHAUER Luis	GER	40.988 (6)	6	
	7	139 FURLAN Mattia	ITA	43.116 (7)	7	
	8	147 TEULLET Denis	FRA	44.757 (8)	8	
HEAT 2	1	134 FIELDS Connor	USA	38.958 (1)	1	Q
	2	190 LEJINS Kristers	LAT	41.998 (2)	2	Q
	3	187 KRISTERS Taims	LAT	43.256 (3)	3	Q
	4	189 LAUSTSEN Niclas	DEN	44.037 (4)	4	Q
	5	173 GOODWIN Darryn	AUS	57.730 (5)	5	
	6	205 OSTETI Hugo	BRA	1:24.096 (6)	6	
	7	160 DALFARRA Leandro	BRA	1:44.311 (7)	7	
	8	207 SHARRAH Corben	USA	DNF (8)	8	

**Qualification Rule:** best 4 riders from each heat qualify for the finals. Remainder are eliminated.

**Legend:**

DNF Did Not Finish      Q Qualified

### 2010 UCI BMX World Championships

31 JUL 2010  
16:07

Elite Women  
Semifinal



#### Results



	Rank	Bike Number	Name	NOC Code	Run1	Total	
HEAT 1	1	22	le CORGUILLÉ Laëtitia	FRA	39.733 (1)	1	Q
	2	11	POST Alise	USA	40.174 (2)	2	Q
	3	96	WALKER Sarah	NZL	40.875 (3)	3	Q
	4	52	HLADIKOVA Aneta	CZE	41.130 (4)	4	Q
	5	31	GEVING Amanda	USA	42.551 (5)	5	
	6	44	SEESING Joyce	NED	42.842 (6)	6	
	7	8	DIAZ Maria Gabriela	ARG	49.047 (7)	7	
	8	100	PAJON Mariana	COL	1:19.532 (8)	8	
HEAT 2	1	118	READE Shanaze	GBR	39.726 (1)	1	Q
	2	15	MARTIN Arielle	USA	40.579 (2)	2	Q
	3	19	DESPEAUX Amélie	FRA	40.712 (3)	3	Q
	4	104	BRACKEN Rachel	AUS	41.081 (4)	4	Q
	5	21	REYNOLDS Lauren	AUS	41.508 (5)	5	
	6	39	CARR Amanda	USA	43.557 (6)	6	
	7	68	BUCHANAN Caroline	AUS	46.095 (7)	7	
	8	27	LABOUNKOVA Romana	CZE	DNF (8)	8	

**Qualification Rule:** best 4 riders from each heat qualify for the finals. Remainder are eliminated.

#### Legend:

DNF Did Not Finish      Q Qualified

### 2010 UCI BMX World Championships

31 JUL 2010  
16:11

Elite Men  
Semifinal



#### Results



Rank	Bike Number	Name	NOC Code	Run1	Total	
HEAT 1	1	129 DAUDET Joris	FRA	38.437 (1)	1	Q
	2	91 WILLOUGHBY Sam	AUS	38.639 (2)	2	Q
	3	97 YOUNG Khalen	AUS	38.932 (3)	3	Q
	4	121 van der BIEZEN Raymon	NED	39.008 (4)	4	Q
	5	80 HERMAN David	USA	39.300 (5)	5	
	6	42 KIRKHAM Brian	AUS	40.032 (6)	6	
	7	28 de VECCHI Manuel	ITA	58.878 (7)	7	
	8	566 OQUENDO ZABALA Carlos	COL	1:21.264 (8)	8	
HEAT 2	1	4 STROMBERGS Maris	LAT	38.925 (1)	1	Q
	2	777 WILLERS Marc	NZL	39.462 (2)	2	Q
	3	972 HAMON Thomas	FRA	39.722 (3)	3	Q
	4	105 NHLAPO Sifiso	RSA	39.754 (4)	4	Q
	5	3 MARINO Ramiro	ARG	39.923 (5)	5	
	6	60 DIAZ MONTANA Jose	COL	40.407 (6)	6	
	7	40 BISSELING Sander	NED	46.655 (7)	7	
	8	134 HUBERT Thomas	AUS	59.438 (8)	8	

**Qualification Rule:** best 4 riders from each heat qualify for the finals. Remainder are eliminated.

**Legend:**  
Q Qualified



# 2010 UCI BMX WORLD CHAMPIONSHIPS

## PIETERMARITZBURG SOUTH AFRICA

### 2010 UCI BMX World Championships

31 JUL 2010  
16:30

Junior Women  
Final



#### Results



Rank	Bike Number	Name	NOC Code	Date of Birth	Time	Gap
1	75	van BENTHEM Merle	NED	7 DEC 1992	40.946	
2	123	CRAIN Brooke	USA	29 APR 1993	41.104	+0.158
3	103	McLEOD Melinda	AUS	12 FEB 1993	41.604	+0.658
4	126	WOLCOTT Taylor	USA	17 JUL 1993	42.340	+1.394
5	110	le ROUX Enora	FRA	10 FEB 1993	44.572	+3.626
6	122	QUINALHA Bianca	BRA	3 OCT 1993	44.757	+3.811
7	105	PEREZ Mayara	BRA	19 OCT 1992	49.135	+8.189
8	102	DELLAR Kirsten	AUS	29 OCT 1992	1:13.518	+32.572

#### Note:

In the final DNF, REL or DNS are ranked. In case of multiple DNF, REL or DNS, the tiebreaker (within each group) will be the gate selection order of the final

#### Legend:

**DNF** Did Not Finish      **DNS** Did Not Start      **REL** Relegated

Timing and Results by SWISS TIMING  
CBW01\_73C 1.0

[www.bmxworldchampsmb.co.za](http://www.bmxworldchampsmb.co.za)  
Report Created SAT 31 JUL 2010 16:59

SHIMANO

Page 1 / 1



sport & recreation  
Department:  
Sport and Recreation South Africa  
REPUBLIC OF SOUTH AFRICA





# 2010 UCI BMX WORLD CHAMPIONSHIPS

PIETERMARITZBURG  
SOUTH AFRICA

## 2010 UCI BMX World Championships

31 JUL 2010  
16:35

Junior Men  
Final



### Results



Rank	Bike Number	Name	NOC Code	Date of Birth	Time	Gap
1	219	ANDRE Sylvain	FRA	14 OCT 1992	38.822	
2	190	LEJINS Kristers	LAT	29 SEP 1992	39.834	+1.012
3	148	van GENDT Twan	NED	9 JUN 1992	40.229	+1.407
4	142	OQUENDO ZABALA David	COL	1 APR 1992	40.461	+1.639
5	165	DUNSWORTH Matthew	AUS	14 APR 1992	40.855	+2.033
6	189	LAUSTSEN Niclas	DEN	30 AUG 1992	41.284	+2.462
7	187	KRISTERS Taims	LAT	19 MAY 1992	52.489	+13.667
8	134	FIELDS Connor	USA	14 SEP 1992	DNF	

#### Note:

In the final DNF, REL or DNS are ranked. In case of multiple DNF, REL or DNS, the tiebreaker (within each group) will be the gate selection order of the final

#### Legend:

**DNF** Did Not Finish      **DNS** Did Not Start      **REL** Relegated

Timing and Results by SWISS TIMING  
CBM01\_73C 1.0

[www.bmxworldchampsmb.co.za](http://www.bmxworldchampsmb.co.za)  
Report Created SAT 31 JUL 2010 17:05

SHIMANO

Page 1 / 1



sport & recreation  
Department:  
Sport and Recreation South Africa  
REPUBLIC OF SOUTH AFRICA



### 2010 UCI BMX World Championships

#### Junior Men



30 JUL 2010  
16:00

#### Competition Bracket



1/4 Finals	Semifinal	Final
------------	-----------	-------

Heat 1		Rk
219 ANDRE Sylvain	FRA	1
148 van GENDT Twan	NED	2
142 OQUENDO ZABALA David	COL	3
157 BRETHAUER Luis	GER	4
197 McCORMACK Connor	CAN	5
172 GANSER Maximilian	GER	6
208 TANNIGER Romain	SUI	7
215 ANDRE S	BOL	8

Heat 2		Rk
165 DUNSWORTH Matthew	AUS	1
195 MARTINEZ Lorin	FRA	2
147 TEULLET Denis	FRA	3
139 FURLAN Mattia	ITA	4
150 WOODCOCK Trent	NZL	5
127 CARVALHO Igor	BRA	6
206 FERREIRA Igor	BRA	7
203 NILSEN Per Erik	NOR	8

Heat 3		Rk
207 SHARRAH Corben	USA	1
205 OSTETI Hugo	BRA	2
189 LAUSTSEN Niclas	DEN	3
160 DALFARRA Leandro	BRA	4
138 FRANKS Daniel	NZL	5
145 PALACIOS MUNOZ Nicolas	ECU	6
130 CLARKE Benjamin	AUS	7
125 CARNAVAL Douglas	BRA	8

Heat 4		Rk
134 FIELDS Connor	USA	1
190 LEJINS Kristers	LAT	2
173 GOODWIN Darryn	AUS	3
187 KRISTERS Taims	LAT	4
217 YOSHIMURA Jukia	JPN	5
176 HENDERSON Ryan	AUS	6
156 BIRKELAND Aleksander	NOR	7
179 HIDALGO Benjamin	AUS	8

Heat 1		Rk
148 van GENDT Twan	NED	1
219 ANDRE Sylvain	FRA	2
142 OQUENDO ZABALA David	COL	3
165 DUNSWORTH Matthew	AUS	4
195 MARTINEZ Lorin	FRA	5
157 BRETHAUER Luis	GER	6
139 FURLAN Mattia	ITA	7
147 TEULLET Denis	FRA	8

		Rk
219 ANDRE Sylvain	FRA	1
190 LEJINS Kristers	LAT	2
148 van GENDT Twan	NED	3
142 OQUENDO ZABALA David	COL	4
165 DUNSWORTH Matthew	AUS	5
189 LAUSTSEN Niclas	DEN	6
187 KRISTERS Taims	LAT	7
134 FIELDS Connor	USA	8

Heat 2		Rk
134 FIELDS Connor	USA	1
190 LEJINS Kristers	LAT	2
187 KRISTERS Taims	LAT	3
189 LAUSTSEN Niclas	DEN	4
173 GOODWIN Darryn	AUS	5
205 OSTETI Hugo	BRA	6
160 DALFARRA Leandro	BRA	7
207 SHARRAH Corben	USA	8

#### Legend:

Rk Rank



# 2010 UCI BMX WORLD CHAMPIONSHIPS

## PIETERMARITZBURG SOUTH AFRICA

### 2010 UCI BMX World Championships

31 JUL 2010  
16:40

Elite Women  
Final



#### Results



Rank	Bike Number	Name	NOC Code	Date of Birth	Time	Gap
1	118	READE Shanaze	GBR	23 SEP 1988	38.819	
2	96	WALKER Sarah	NZL	10 JUL 1988	39.915	+1.096
3	11	POST Alise	USA	17 JAN 1991	40.443	+1.624
4	19	DESPEAUX Amélie	FRA	19 MAR 1987	41.805	+2.986
5	52	HLADIKOVA Aneta	CZE	30 AUG 1984	42.230	+3.411
6	104	BRACKEN Rachel	AUS	30 JUN 1991	43.031	+4.212
7	22	le CORGUILLÉ Laëtitia	FRA	29 JUL 1986	1:13.782	+34.963
8	15	MARTIN Arielle	USA	30 JUL 1985	DNF	

#### Note:

In the final DNF, REL or DNS are ranked. In case of multiple DNF, REL or DNS, the tiebreaker (within each group) will be the gate selection order of the final

#### Legend:

**DNF** Did Not Finish      **DNS** Did Not Start      **REL** Relegated




### 2010 UCI BMX World Championships

#### Elite Women



31 JUL 2010  
10:00

#### Competition Bracket



Semifinal	Final
-----------	-------

Heat 1		Rk
22	le CORGUILLÉ Laëtitia FRA	1
11	POST Alise USA	2
96	WALKER Sarah NZL	3
52	HLADIKOVA Aneta CZE	4
31	GEVING Amanda USA	5
44	SEESING Joyce NED	6
8	DIAZ Maria Gabriela ARG	7
100	PAJON Mariana COL	8

Heat 2		Rk
118	READE Shanaze GBR	1
15	MARTIN Arielle USA	2
19	DESPEAUX Amélie FRA	3
104	BRACKEN Rachel AUS	4
21	REYNOLDS Lauren AUS	5
39	CARR Amanda USA	6
68	BUCHANAN Caroline AUS	7
27	LABOUNKOVA Romana CZE	8

Heat 1		Rk
118	READE Shanaze GBR	1
96	WALKER Sarah NZL	2
11	POST Alise USA	3
19	DESPEAUX Amélie FRA	4
52	HLADIKOVA Aneta CZE	5
104	BRACKEN Rachel AUS	6
22	le CORGUILLÉ Laëtitia FRA	7
15	MARTIN Arielle USA	8

#### Legend:

Rk Rank



# 2010 UCI BMX WORLD CHAMPIONSHIPS

## PIETERMARITZBURG SOUTH AFRICA

### 2010 UCI BMX World Championships

31 JUL 2010  
16:45

Elite Men  
Final



#### Results



Rank	Bike Number	Name	NOC Code	Date of Birth	Time	Gap
1	4	STROMBERGS Maris	LAT	10 MAR 1987	38.391	
2	105	NHLAPO Sifiso	RSA	13 MAY 1987	38.878	+0.487
3	129	DAUDET Joris	FRA	12 FEB 1991	39.077	+0.686
4	972	HAMON Thomas	FRA	19 MAR 1986	39.731	+1.340
5	121	van der BIEZEN Raymon	NED	14 JAN 1987	39.878	+1.487
6	777	WILLERS Marc	NZL	11 SEP 1985	1:39.692	+1:01.301
7	91	WILLOUGHBY Sam	AUS	15 AUG 1991	1:39.740	+1:01.349
8	97	YOUNG Khalen	AUS	20 NOV 1984	1:39.805	+1:01.414

#### Note:

In the final DNF, REL or DNS are ranked. In case of multiple DNF, REL or DNS, the tiebreaker (within each group) will be the gate selection order of the final

#### Legend:

**DNF** Did Not Finish      **DNS** Did Not Start      **REL** Relegated



### 2010 UCI BMX World Championships

Elite Men



31 JUL 2010  
10:20

#### Competition Bracket



1/4 Finals	Semifinal	Final
------------	-----------	-------

Heat 1		Rk
91 WILLOUGHBY Sam	AUS	1
97 YOUNG Khalen	AUS	2
42 KIRKHAM Brian	AUS	3
566 OQUENDO ZABALA Carlos	COL	4
150 TUMPACH Stepan	CZE	5
32 KARTFJORD Sebastian	NOR	6
120 PELLUARD Vincent	FRA	7
114 WILLOUGHBY S	COL	8

Heat 2		Rk
129 DAUDET Joris	FRA	1
80 HERMAN David	USA	2
28 de VECCHI Manuel	ITA	3
121 van der BIEZEN Raymon	NED	4
69 GODET Damien	FRA	5
144 DEAN Anthony	AUS	6
404 MOO CAILLE Moana	FRA	7
43 LAPRAZ Yvan	SUI	8

Heat 3		Rk
4 STROMBERGS Maris	LAT	1
105 NHLAPO Sifiso	RSA	2
134 HUBERT Thomas	AUS	3
972 HAMON Thomas	FRA	4
31 MATISONS Arturs	LAT	5
26 STEIN Denzel	USA	6
717 JIMINEZ CAICEDO Andres	COL	7
55 BATEY Kelvin	IRL	8

Heat 4		Rk
40 BISSELING Sander	NED	1
60 DIAZ MONTANA Jose	COL	2
777 WILLERS Marc	NZL	3
3 MARINO Ramiro	ARG	4
37 van GORKOM Jelle	NED	5
61 MEYERS Joshua	USA	6
75 BRADFORD Joey	USA	7
103 AGUILUZ Andre Fossa	NOR	8

Heat 1		Rk
129 DAUDET Joris	FRA	1
91 WILLOUGHBY Sam	AUS	2
97 YOUNG Khalen	AUS	3
121 van der BIEZEN Raymon	NED	4
80 HERMAN David	USA	5
42 KIRKHAM Brian	AUS	6
28 de VECCHI Manuel	ITA	7
566 OQUENDO ZABALA Carlos	COL	8

		Rk
4 STROMBERGS Maris	LAT	1
105 NHLAPO Sifiso	RSA	2
129 DAUDET Joris	FRA	3
972 HAMON Thomas	FRA	4
121 van der BIEZEN Raymon	NED	5
777 WILLERS Marc	NZL	6
91 WILLOUGHBY Sam	AUS	7
97 YOUNG Khalen	AUS	8

Heat 2		Rk
4 STROMBERGS Maris	LAT	1
777 WILLERS Marc	NZL	2
972 HAMON Thomas	FRA	3
105 NHLAPO Sifiso	RSA	4
3 MARINO Ramiro	ARG	5
60 DIAZ MONTANA Jose	COL	6
40 BISSELING Sander	NED	7
134 HUBERT Thomas	AUS	8

**Legend:**

**Rk** Rank